



**CENSUS OF POPULATION  
OF IRELAND  
1951**

---

**VOLUME III. PART II.**

---

**INDUSTRIES AND INDUSTRIAL STATUS**

---

COMPILED BY  
**CENTRAL STATISTICS OFFICE**

---

---


**DUBLIN:**  
**PUBLISHED BY THE STATIONERY OFFICE.**

---

To be purchased directly from the  
**GOVERNMENT PUBLICATIONS SALE OFFICE, G.P.O. ARCADE, Dublin,**  
or through any Bookseller.

---

1954



# CENSUS OF POPULATION, 1951

## VOLUME III, PART II - INDUSTRIES AND INDUSTRIAL STATUS

### CONTENTS

		PAGE
EXPLANATORY NOTES		v
TABLES		2
TABLES	DESCRIPTION	PAGE
	<b>INDUSTRIES</b>	
1	Males and females at work classified according to industrial groups.	2
2	Males and females at work classified according to industries.	3
3	Males and females at work in each county and county borough, classified according to industrial groups.	8
4	Persons at work in each industrial group in each county and county borough, expressed per 1,000 persons in all industries in that county or county borough.	14
5	Persons at work in each county and county borough in each industrial group expressed per 1,000 of all persons engaged in that industrial group.	20
6	Males and females at work in each county and county borough, classified according to industries.	26
7	Males and females at work in each industry or service, distinguishing the principal occupations within that industry or service.	68
8	Number of persons at work, classified according to industries, showing the occupational distribution per 1,000 engaged in the industry.	116
	<b>INDUSTRIAL STATUS</b>	
9	Industrial status of males and of females 14 years of age and over in 1951, with comparative figures for 1946.	123
10	Industrial status and conjugal conditions of males and of females.	123
11A	Numbers and percentages of males classified by industrial status and by age groups.	124
11B	Numbers and percentages of females classified by industrial status and by age groups.	126
12A	Numbers of males in each industrial status, classified by ages and conjugal conditions.	128
12B	Numbers of females in each industrial status, classified by ages and conjugal conditions.	130
13	Males and females classified by industrial groups and by industrial status.	132
14	Males and females classified by industry and by industrial status.	134
15	Males and females classified by groups of occupations and industrial status.	150
16A	Males classified by occupations and by industrial status.	152
16B	Females classified by occupations and by industrial status.	170

iv  
CONTENTS (continued)

TABLES	DESCRIPTION	PAGE
17	Industrial status of males and of females in each county and county borough.	178
18A	Males in each province classified by principal occupations and by industrial status.	180
18B	Females in each province classified by principal occupations and by industrial status.	190
APPENDIX A.	Males and females 14 years of age and over classified according to industries, 1926, 1936, 1946 and 1951.	200
APPENDIX B.	Full list of occupations used in the Census (1951) classification.	204
APPENDIX C.	Full list of industries used in the Census (1951) classification.	209
APPENDIX D.	List of occupational groups used in Table 18A.	212
APPENDIX E.	List of occupational groups used in Table 18B.	213

E R R A T A

- Page vii : Upholstering, bedding and mattress manufactures (not wire) -  
1951 code number 059 should read 059;060  
1946 ' ' 061 (pt.of) should read 061((pt.of); 062 (pt.of)
- Page 63 : Code 214, M. Cork Co. Boro' - indistinct figure should read 53
- Page 82 : Code 296 - "Commerceial" should read "Commercial"
- Page 88 : Code 067 - "anf" should read "and"
- Page 103 : Code 247 - "Painters" should read "Porters"
- Page 134 : Code 012 - "nursery growing" should read "nursery gardening"
- Page 156 : Code 143-146 - "Upholsters" should read "Upholsterers"
- Page 205 : Code 145 - "Upholsters" should read "Upholsterers"
- Page 207 : Code 315 - "Civil Guard" should read "Civic Guard"

# CENSUS OF POPULATION, 1951.

## VOLUME III, PART II

### INDUSTRIES AND INDUSTRIAL STATUS

#### EXPLANATORY NOTES

Two different sets of statistics, relating to the population, as enumerated at the Census taken on 8/9 April, 1951, are included in this volume. The first set, which appears in Tables 1 - 8, classifies by *industry the gainfully occupied population aged 14 years and over who were at work on Census date*. In the succeeding tables in the volume, Tables 9 - 18B, *the whole gainfully occupied population aged 14 years and over, whether at work or not*, is classified by *industrial status*.

The term "industry" as used in this volume is not confined to manufacturing industry but is to be regarded as synonymous with "branch of economic activity". The basis of the industrial classification is, in the case of an employee, the business or profession of that person's employer, and in the case of a person who describes himself as "employer" or "working on own account" the particulars of his own business or profession. This classification is distinct from the classification by occupation for which statistics are published in Volume II, Part II, in Volume III, Part I, and in certain of the later tables relating to industrial status in this volume. In general the basis of the occupational classification is the kind of work performed by each individual irrespective of where or for what purpose it is performed. For example, a lorry driver employed by a builder would be classified to the industry of "Building"; a clerk employed in a solicitor's office would be classified to the industry of "Law"; a carpenter employed in a brewery would be classified to the industry of "Brewing". On the other hand in the classification by occupation all lorry drivers would be included in a single heading irrespective of the industry or service in which they were engaged and the same is true of clerks, carpenters and other occupations. As mentioned above, the classification by industry in Tables 1 - 8 relates only to those at work on Census date, while the occupational statistics include all persons who were considered as normally gainfully occupied, whether such persons were actually at work, out of work or temporarily resident in institutions such as hospitals at the date of the Census.

The classification by industrial status in Tables 9 - 18B distinguishes between those at work who were classified as employers, working on own account, assisting relatives, managers or employees (with separate particulars for those returned as apprentices, learners or professional students), those described as "out of work" and those in hospitals and other institutions. Particulars of persons in these categories are cross-classified by area, age group and conjugal condition, occupation and industry. The information on industrial status was used to derive the number of persons actually at work on the date of the Census which are included in Tables 1 - 8.

The questions on the Census schedule from which particulars of occupation, industry and industrial status were ascertained were as follows:

#### Personal Occupation

**STATE PRECISE OCCUPATION OR CALLING AT WHICH PERSON WORKS EVEN IF AT PRESENT UNEMPLOYED.** If following more than one occupation enter principal occupation only. If having started to work but at present out of work add "Out of Work."  
For persons working in connection with Agriculture such descriptions as "Assisting on Father's Farm," "Farm Labourer," "Farmer," "Land Steward" will suffice.  
If at a University or studying for profession or occupation write "Student" (indicating branch, e.g. "Medical Student," "Law Student" etc.) "Apprentice" (indicating occupation, "Apprentice Plumber," etc.). If at school or college and not otherwise occupied state "at school" adding the word "primary," "secondary," "vocational," "business college," etc., whichever applies. If not at school or college or not otherwise occupied, and if not yet started work, write "not yet at work."  
If retired from a profession or occupation and not following any other profession or occupation write "retired."  
If mainly occupied in unpaid domestic duties (e.g. Housewives) write "home duties."  
For other persons over 14 not at school or college, mainly dependent on others' earnings or upon their own or others' private means write "none."  
Avoid vague descriptions such as "Builder," "Foreman," "Clerk," "Mechanic" "Printer," "Merchant," "Labourer."

## Employer and Employer's Business

If working for an Employer state name and BUSINESS of Employer (person, public body, etc.). Describe accurately nature of BUSINESS in which employed. If employed in connection with Employer's farm state also area of farm in statute acres. For Domestic Servants and others in private personal service write "Private." If at present Out of Work give same particulars as above in respect of last Employer. If employing paid persons for the purpose of the principal business write "Employer" and in brackets insert number of employees, e.g. (6). Persons whose only employees are private domestic servants should not be described as "Employers." If working on own account and not employing paid persons for purpose of business write "Own Account."

(H)

For convenience of reference complete lists of the occupations and industries used in the Census Reports are reproduced in Appendices B and C to this volume. The occupations or industries contained in any group in any of the tables can be ascertained by reference to the code numbers in the tables in conjunction with Appendices B and C.

As compared with the list of industries used in the corresponding volume for 1946, a number of changes have been made. Most of these are new classifications shown for the first time and a transfer of certain industries or parts of industries from one industrial group to another. These changes are listed on pages vii and viii.

For purposes of comparison figures for the numbers engaged in each industry in 1926, 1936, 1946 and 1951 are shown in Appendix A. The classification of industry in this table is that used in the 1946 Census and the 1951 figures have been arranged, wherever possible, so that they are comparable with the earlier figures. In cases where it was not possible to adjust the 1951 figures and there are major differences between the 1946 and 1951 figures explanatory footnotes have been inserted. In some other cases the 1946 and 1951 figures are not strictly comparable but reference to pages vii and viii will indicate the changes which have been made in the 1951 classification.

The method of showing only persons actually at work enables some comparisons to be made between the figures in this volume and those in Census of Industrial Production returns. It should, however, be borne in mind that while the figures ascertained in the Census of Population may be considered exhaustive, the numbers of persons employed in corresponding industries as ascertained from Census of Production will be less on account of the omission from the latter of returns from persons engaged in small businesses or working on their own account.

In using the industry totals it is to be remembered that the figures relate to place of residence as distinct from the locality where the particular industry is carried on. It might happen that the place of residence of many of the workers employed at a factory located in a particular town was outside the boundaries of that town and the number of persons recorded for a particular industry for the town would, therefore, not represent the number of persons at work there.

Certain changes have been made in the section relating to industrial status when compared with the corresponding statistics in Volume VI, 1946. Employers are classified according to the number of their employees and where an employer employed less than 5 persons he was allocated to the specific occupational heading instead of to "Employers and managers." Thus a carpenter employing 4 persons is allocated to the occupational heading "Carpenter" but a carpenter employing 5 persons is included with "Employers and managers." In certain cases the information furnished on Census schedules was not sufficient to enable employers to be allocated to specific occupational headings and, therefore, a small number of employers of less than 5 persons is included with "Employers and managers." Employees are now shown in two classes, (1) apprentices, learners and professional students, etc., (2) other employees. The figures in (1) are not to be taken as necessarily being the same as the number of registered apprentices in certain trades.

As in 1946 managers are shown separately. There has been an important change in the allocation of persons to this group compared with 1946. Company directors, directors and managing directors who were included with employers in 1946 are now included with managers. This change explains the large increase in the number of managers compared with 1946 and the decrease in the number of employers.

In the industrial status classification all persons described as "working on own account", except those temporarily confined to hospitals, etc., are allocated to this group. But in the social group classification (used in certain tables in Volume III, Part I and Volume II, Part II) persons working on own account in agricultural and professional occupations, together with fishermen, actors and musicians, are assigned to the agricultural or professional social groups. The industrial status figures for "working on own account" are, therefore, in excess of those in the corresponding social group.

CHANGES IN THE INDUSTRIAL CLASSIFICATION IN 1951  
(Listed in order of 1951 code number)

1951 Code Number	1946 Code Number	Industry	Group in which included in 1946	Group in which included in 1951
014 (pt.)	149 (pt.)	State forestry	Public administration and defence	Agriculture
025	151	Turf development and production (local authority)	"	Mining, quarrying and turf production
024	014 (pt.)	Turf development and production (Bord na Mona)	Agriculture	"
026	014 (pt.)	Other turf production	"	"
033 (pt.)	099	Canning of foodstuffs	Other manufacturing industries	Manufacture of food
035 (pt.)				
038 (pt.)				
054	052	Hosiery and other knitted goods	Manufacture of clothing (incl. boots and shoes)	Manufacture of textiles
055 (pt.)	100 (pt.)	Manufacture of oilcloth, linoleum and other hard surfaced floor coverings (excl. rubber products)	Other manufacturing industries	"
059	061 (pt.)	Upholstering, bedding and mattress manufactures (not wire)	Woodworking, manufacture of furniture and fittings	Manufacture of textile made-up goods - not dress
079 (pt.)	100 (pt.)	Manufacture of cork	Other manufacturing industries	Manufactures of wood and cork (excluding furniture)
081 (pt.)	069 (pt.)	Manufacture of metal furniture and fixtures	Manufacture of metals, machines, implements and jewellery	Manufacture of furniture and fixtures
088	100 (pt.)	Manufacture of rubber products	Other manufacturing industries	Manufacture of rubber products
093 (pt.)	100 (pt.)	Manufacture of glue	"	Manufacture of chemicals and chemical products
093 (pt.)	100 (pt.)	Manufacture of industrial alcohol	"	"
100	084	Stone and slate cutting and dressing	Building, decorating and works of construction	Manufacture of bricks, pottery, stone, glass, etc.
119 (pt.)	065 (pt.)	Manufacture of agricultural tractors	Manufacture of metals, machines, implements and jewellery	Manufacture of transport equipment
120 (pt.)	102	Motor garages	Transport and communication	"
127 (pt.)	076 (pt.)	Refining of mineral oils and manufacture of lubricating oils and greases	Manufacture of fertilisers, chemicals, paints, etc.	Miscellaneous manufacturing industries
127 (pt.)	094 (pt.)	Manufacture of asphalt paving and roofing materials	Manufacture of bricks, pottery and glass	"
127 (pt.)	093 (pt.)	Optical glass	"	"
125	068	Manufacture of jewellery, silverware and plateware and the manufacture and repair of watches and clocks	Manufacture of metals, machines, implements and jewellery	"
127 (pt.)				
131	098	Electrical installation, wiring and contracting	Other manufacturing industries	Construction
133	149 (pt.)	Office of public works	Public administration and defence	"
136	152 (pt.)	Waterworks and sanitary services	"	Electricity, gas, water and sanitary services
145	120 (pt.) 122 (pt.) 123 (pt.) 124 (pt.) 125 (pt.) 140 (pt.)	Wholesale distribution of food and drink	Trading	Wholesale distribution
146	132 (pt.) 133 (pt.)	Wholesale distribution of clothing and textiles (incl. boots and shoes)	"	"
147	129 (pt.)	Wholesale distribution of hardware and electrical goods	"	"
148	135 (pt.)	Wholesale distribution of paper, stationery and books	"	"
149	128 (pt.)	Wholesale distribution of chemists' wares	"	"

CHANGES IN THE INDUSTRIAL CLASSIFICATION IN 1951  
(Listed in order of 1951 code number)

1951 Code Number	1946 Code Number	Industry	Group in which included in 1946	Group in which included in 1951
150	126 (pt.) 129 (pt.) 130 (pt.) 131 (pt.) 132 (pt.) 134 (pt.) 137 (pt.) 140 (pt.)	Wholesale distribution of other non-food goods	Trading	Wholesale distribution
154	165	Public houses	Personal service	Retail distribution
192	147 (pt.)	Communication services rendered to the public by post, wire or radio (other than broadcast services)	Public administration and defence	Transport, storage and communication
208	146	Education (central government)	Public administration and defence	Professions
209	150	Education (local authority)	"	"
200	152 (pt.)	Mental hospitals (local authority)	"	"
202	152 (pt.)	Hospitals and county homes (local authority)	"	"
204	152 (pt.)	Other medicine and care of the sick (local authority)	"	"
215 (pt.)	012 (pt.)	Jobbing gardening	Agriculture	Personal service
218 (pt.)	136 (pt.)	Restaurants in departmental stores	Trading	"
224	081 (pt.)	Portrait and commercial photographic studios	Paper making, stationery, printing and bookbinding	"




TABLE 1 - MALES AND FEMALES AT WORK\* CLASSIFIED ACCORDING TO INDUSTRIAL GROUPS, WITH NUMBERS IN EACH GROUP PER 1,000 IN ALL INDUSTRIES

\* NOTE:- The tables in this volume show the industrial classification of persons who were described as actually at work on 8th April, 1951. Persons described as "not at work" at this date, e.g., those confined to hospitals or other institutions, or described as "out of work", "retired", etc., are therefore not included. (See explanatory notes.)

Industrial group	Total	Males	Females	Number per 1,000 in all industries		
				Total	Males	Females
Agriculture	493,136	425,558	67,578	404	470	215
Fishing	2,899	2,886	13	2	3	0
Mining, Quarrying and Turf Production	9,927	9,759	168	8	11	1
<b>MANUFACTURING INDUSTRIES:</b>						
Manufacture of Food	34,793	24,008	10,785	28	27	34
Beverage Industries	9,245	8,394	851	8	9	3
Tobacco Industry	2,721	1,183	1,538	2	1	5
Manufacture of Textiles	16,129	6,479	9,650	13	7	31
Manufacture of Textile Made-up Goods (excl. clothing)	2,047	1,000	1,047	2	1	3
Manufacture of Clothing (incl. boots and shoes)	35,617	13,480	22,137	29	15	70
Preparation of Skins and Leather and Manufacture of Leather Goods (excl. boots and shoes)	3,127	2,450	677	3	3	2
Manufactures of Wood and Cork (excl. furniture)	9,642	9,472	170	8	11	1
Manufacture of Furniture and Fixtures	3,908	3,486	422	3	4	1
Manufacture of Paper and Paper Products	3,257	1,569	1,688	3	2	5
Printing, Publishing and Allied Industries	9,860	6,636	3,224	8	7	10
Manufacture of Rubber Products	1,784	1,202	582	1	1	2
Manufacture of Chemicals and Chemical Products	5,652	3,809	1,843	5	4	6
Manufacture of Bricks, Pottery, Stone and Glass, etc.	6,197	5,606	591	5	6	2
Manufacture of Metal Products (excl. machinery and transport equipment)	11,074	10,094	980	9	11	3
Manufacture of Machinery (excl. electrical machinery and transport equipment)	2,577	2,305	272	2	3	1
Manufacture of Electrical Machinery, Apparatus, Appliances and Supplies	3,096	1,867	1,229	3	2	4
Manufacture of Transport Equipment	20,005	18,843	1,162	16	21	4
Miscellaneous Manufacturing Industries	3,463	2,071	1,392	3	2	4
<i>Total manufacturing industries</i>	<i>184,194</i>	<i>123,954</i>	<i>60,240</i>	<i>151</i>	<i>137</i>	<i>191</i>
Construction	85,018	84,137	881	70	93	3
Electricity, Gas, Water and Sanitary Services	10,122	9,630	492	8	11	2
Commerce	137,760	89,586	48,174	113	99	153
Insurance, Banking and Finance	12,172	9,134	3,038	10	10	10
Transport, Storage and Communication	56,742	51,259	5,483	47	57	17
Public Administration and Defence	40,531	32,957	7,574	33	36	24
Professions	82,610	37,399	45,211	68	41	144
Personal Service	84,511	16,109	68,402	69	18	217
Entertainment and Sport	10,838	6,688	4,150	9	7	13
Other Industries or Industry Not Stated	9,262	6,038	3,224	8	7	10
<b>TOTAL ALL INDUSTRIES</b>	<b>1,219,722</b>	<b>905,094</b>	<b>314,628</b>	<b>1,000</b>	<b>1,000</b>	<b>1,000</b>

TABLE 2 - MALES AND FEMALES AT WORK CLASSIFIED ACCORDING TO INDUSTRIES

Code number	Industry	Total persons	Males	Females
	<b>AGRICULTURE</b>	<b>493,136</b>	<b>425,558</b>	<b>67,578</b>
	Farming and stock-rearing on farms	485,809	418,520	67,289
001	Under 1 acre	124	97	27
002	1 and under - 5 acres	8,724	6,942	1,782
003	5 " " 10 "	24,915	20,196	4,719
004	10 " " 15 "	35,594	29,456	6,138
005	15 " " 30 "	112,563	95,259	17,304
006	30 " " 50 "	106,388	91,283	15,105
007	50 " " 100 "	107,072	93,122	13,950
008	100 " " 200 "	56,509	50,397	6,112
009	200 acres and over	27,664	25,791	1,873
010	Area undefined	6,256	5,977	279
011	Market gardening and fruit growing	1,107	1,034	73
012	Flower and seed growing and nursery gardening	477	427	50
013	Other and undefined gardening (excluding private gardening)	387	374	13
014	Forestry	3,505	3,494	11
015	Other agricultural industries	1,851	1,709	142
	<b>FISHING</b>	<b>2,899</b>	<b>2,886</b>	<b>13</b>
016	Sea fishing	2,432	2,420	12
017	Inland fishing	467	466	1
	<b>MINING, QUARRYING AND TURF PRODUCTION</b>	<b>9,927</b>	<b>9,759</b>	<b>168</b>
018	Coal mining	1,577	1,554	23
019	Stone quarrying	546	545	1
020	Slate quarrying	151	144	7
021	Clay, sand and gravel pits	990	980	10
022	Metal mining	356	349	7
023	Other mining and quarrying	239	234	5
024	Turf development and production (Bórd na Móna)	4,391	4,289	102
025	Turf development and production (Local authority)	1,132	1,125	7
026	Other turf production	545	539	6
	<b>MANUFACTURE OF FOOD</b>	<b>34,793</b>	<b>24,008</b>	<b>10,785</b>
	Grain milling	5,142	4,729	413
027	Flour milling	3,604	3,331	273
028	Other grain milling	1,538	1,398	140
029	Bread and flour confectionery (including other cereal foods)	9,301	7,355	1,946
030	Biscuits	2,379	851	1,528
031	Sugar	1,699	1,579	120
032	Sweets, chocolates, sugar confectionery and cocoa	4,234	1,507	2,727
033	Jam and jelly making and canning and preserving of fruits and vegetables	2,503	858	1,645
034	Bacon curing and manufacturing of sausages and pig meat products	2,924	1,952	972
035	Canning and preserving of meat and manufacture of meat products (excluding pig meat)	795	521	274
036	Creameries	4,076	3,540	536
037	Ice cream and other milk derivative industries	660	448	212
038	Other food-making and preparing industries	1,080	668	412
	<b>BEVERAGE INDUSTRIES</b>	<b>9,245</b>	<b>8,394</b>	<b>851</b>
039	Malting	923	889	34
040	Brewing	5,047	4,648	399
041	Distilling, rectifying and blending of potable spirits	983	870	113
042	Soft drinks	1,884	1,651	233
043	Manufacture of other beverages and bottling of beer, wine and spirits, etc.	408	336	72
044	<b>TOBACCO INDUSTRY</b>	<b>2,721</b>	<b>1,183</b>	<b>1,538</b>
	<b>MANUFACTURE OF TEXTILES</b>	<b>16,129</b>	<b>6,479</b>	<b>9,650</b>
045	Flax scutch mills	327	313	14
046	Linen, cotton and poplin - spinning, weaving and finishing	2,797	1,142	1,655
047	Woollen and worsted - spinning, weaving and finishing	4,908	2,414	2,494
048	Carpets and floor rugs	264	66	198

TABLE 2 (contd.) - MALES AND FEMALES AT WORK CLASSIFIED ACCORDING TO INDUSTRIES

Code number	Industry	Total persons	Males	Females
<b>MANUFACTURE OF TEXTILES (contd.)</b>				
049	Rayon, nylon, silk, etc. - spinning, weaving and finishing	279	136	143
050	Lace and embroidery	135	9	126
051	Narrow fabrics (incl. elastic, boot and shoe laces, tapes, etc.)	353	96	257
052	Cordage, rope, twine, net and other related goods	432	349	83
053	Jute and hemp - spinning and weaving	1,045	446	599
054	Hosiery and knitted goods	5,356	1,348	4,008
055	Other textile manufactures (excl. apparel and made-up goods)	233	160	73
<b>MANUFACTURE OF TEXTILE MADE-UP GOODS (excl. clothing)</b>		<b>2,047</b>	<b>1,000</b>	<b>1,047</b>
056	Linen and cotton made-up goods	183	41	142
057	Jute and hemp made-up goods	611	141	470
058	Made-up goods from other materials	167	73	94
059	Upholstering	517	373	144
060	Bedding and mattress manufacture (not wire)	569	372	197
<b>MANUFACTURE OF CLOTHING (incl. boots and shoes)</b>		<b>35,617</b>	<b>13,480</b>	<b>22,137</b>
061	Men's and boys' readymade outer clothing	5,785	1,725	4,060
062	Women's and girls' readymade outer clothing	5,468	807	4,661
063	Handicraft tailoring, dressmaking and millinery	9,764	3,410	6,354
064	Women's and girls' readymade underclothing	1,098	127	971
065	Shirts and collars	2,235	223	2,012
066	Handkerchiefs, scarves and ties	327	58	269
067	Boots and shoes (not rubber) - hand manufacture (incl. the repair of footwear)	3,104	3,036	68
068	Boots and shoes (not rubber) - factory manufacture	6,790	3,748	3,042
069	Hat and cap manufacture (excl. handicraft millinery)	491	205	286
070	Other clothing manufacture	555	141	414
<b>PREPARATION OF SKINS AND LEATHER AND MANUFACTURE OF LEATHER GOODS (excl. boots and shoes)</b>		<b>3,127</b>	<b>2,450</b>	<b>677</b>
071	Preparation of furs	273	130	143
072	Tanning and dressing of leather	1,293	1,200	93
073	Other preparations and manufacture of leather and leather substitute products (excl. footwear and other wearing apparel)	1,561	1,120	441
<b>MANUFACTURE OF WOOD AND CORK (excl. furniture)</b>		<b>9,642</b>	<b>9,472</b>	<b>170</b>
074	Sawmills and joinery works	2,451	2,395	56
075	General and jobbing carpentry	6,052	6,047	5
076	Cooperages	143	140	3
077	Wooden boxes and packing cases	335	315	20
078	Baskets	177	160	17
079	Other wood manufactures	484	415	69
<b>MANUFACTURE OF FURNITURE AND FIXTURES</b>		<b>3,908</b>	<b>3,486</b>	<b>422</b>
080	Cabinet and furniture making, office and store fixtures, etc. - manufactured of wood	3,594	3,203	391
081	Cabinet and furniture making, office and store fixtures, etc. - manufactured of other materials	314	283	31
<b>MANUFACTURE OF PAPER AND PAPER PRODUCTS</b>		<b>3,257</b>	<b>1,569</b>	<b>1,688</b>
082	Paper and paperboard	1,434	1,055	379
083	Cardboard boxes	1,163	242	921
084	Stationery, paper bags and other paper and paper-board products	660	272	388
<b>PRINTING, PUBLISHING AND ALLIED INDUSTRIES</b>		<b>9,860</b>	<b>6,636</b>	<b>3,224</b>
085	Production of newspapers and periodicals	3,450	2,897	553
086	Engraving, photo engraving and process engraving (excl. studio and commercial photography)	140	118	22
087	Other printing and book-binding	6,270	3,621	2,649
088	<b>MANUFACTURE OF RUBBER PRODUCTS</b>	<b>1,784</b>	<b>1,202</b>	<b>582</b>

TABLE 2 (contd.) - MALES AND FEMALES AT WORK CLASSIFIED ACCORDING TO INDUSTRIES

Code number	Industry	Total persons	Males	Females
	<b>MANUFACTURE OF CHEMICALS AND CHEMICAL PRODUCTS</b>	<b>5,652</b>	<b>3,809</b>	<b>1,843</b>
089	Fertilisers	1,214	1,141	73
090	Drugs, medicines and pharmaceutical preparations	878	448	430
091	Paints, distempers and varnishes	635	452	183
092	Soap, candles and glycerine	999	535	464
093	Other chemicals and chemical products	1,926	1,233	693
	<b>MANUFACTURE OF BRICKS, POTTERY, STONE AND GLASS, etc.</b>	<b>6,197</b>	<b>5,606</b>	<b>591</b>
094	Structural clay products (bricks, tiles, pipes and fireclay goods, etc.)	735	701	34
095	Glass and glassware, glass bottles and jars	1,275	1,182	93
096	Pottery, china and earthenware	847	495	352
097	Cement	860	831	29
098	Concrete products (bricks, blocks, tiles, slabs and pipes, etc.)	649	628	21
099	Plaster, lime and artificial stone	616	581	35
100	Stone and slate cutting and dressing	845	838	7
101	Other non-metalliferous mining manufactures	370	350	20
	<b>MANUFACTURE OF METAL PRODUCTS (excl. machinery and transport equipment)</b>	<b>11,074</b>	<b>10,094</b>	<b>980</b>
102	Metal founding	2,948	2,793	155
103	Shoe forging and smith shops	3,576	3,569	7
104	Constructional engineering	742	710	32
105	Cutlery	373	219	154
106	Bolts, nuts, screws, rivets and nails, etc.	317	256	61
107	Manufactures of aluminium (incl. aluminium hollow-ware)	300	248	52
108	Metal boxes and containers and other hollow-ware (excl. aluminium)	635	356	279
109	Manufactures of brass and copper	237	214	23
110	Finishing of metal goods (incl. electroplating, galvanising and enamelling, etc.)	195	156	39
111	Manufacture of tools and other metal products (excl. precious metals)	1,751	1,573	178
	<b>MANUFACTURE OF MACHINERY (excl. electrical machinery and transport equipment)</b>	<b>2,577</b>	<b>2,305</b>	<b>272</b>
112	Agricultural machinery and implements	733	682	51
113	General engineering and manufacture of other machinery (incl. machine and equipment parts)	1,844	1,623	221
	<b>MANUFACTURE OF ELECTRICAL MACHINERY, APPARATUS, APPLIANCES AND SUPPLIES</b>	<b>3,096</b>	<b>1,867</b>	<b>1,229</b>
114	Electric lamps and valves, wires, cables and batteries, etc.	1,247	764	483
115	All other types of electrical machinery, appliances and communication equipment (incl. radio and household equipment, etc.)	1,849	1,103	746
	<b>MANUFACTURE OF TRANSPORT EQUIPMENT</b>	<b>20,005</b>	<b>18,843</b>	<b>1,162</b>
116	Ship and boat building and repairing and marine engineering	842	816	26
117	Building, rebuilding and repairing of railway locomotives and rolling stock	3,950	3,921	29
118	Manufacture, assembly and repair of omnibuses	863	857	6
119	Building, body-building and assembling of other self-propelled road vehicles	3,567	3,342	225
120	Repair of self-propelled road vehicles and cycles (incl. motor garages)	9,470	8,752	718
121	Manufacture, assembly and repair of pedal cycles and accessories	661	593	68
122	Manufacture and repair of horse-drawn and hand-drawn vehicles (incl. perambulators)	453	380	73
123	Manufacture of transport equipment, parts and accessories (n.e.s.)	199	182	17
	<b>MISCELLANEOUS MANUFACTURING INDUSTRIES</b>	<b>3,463</b>	<b>2,071</b>	<b>1,392</b>
124	Manufacture of scientific and measuring instruments (excl. electrical instruments)	398	323	75
125	Manufacture and repair of watches and clocks	374	361	13
126	Brush making	609	312	297
127	Other manufacturing industries	2,082	1,075	1,007
	<b>CONSTRUCTION</b>	<b>85,018</b>	<b>84,137</b>	<b>881</b>
128	Local authority construction, building and road repair, etc.	32,955	32,907	48
129	House painting, decorating and glazing, etc.	4,119	4,052	67

TABLE 2 (contd.) - MALES AND FEMALES AT WORK CLASSIFIED ACCORDING TO INDUSTRIES

Code number	Industry	Total persons	Males	Females
<b>CONSTRUCTION (contd.)</b>				
130	Plumbing and domestic heating	2,016	1,954	62
131	Electrical installation, wiring and contracting	2,303	2,185	118
132	General building and contracting (excl. local authority)	41,653	41,193	460
133	Office of Public Works	1,972	1,846	126
<b>ELECTRICITY, GAS, WATER AND SANITARY SERVICES</b>		<b>10,122</b>	<b>9,630</b>	<b>492</b>
134	Electricity supply	6,287	5,925	362
135	Gas supply	2,362	2,249	113
136	Waterworks and sanitary services	1,473	1,456	17
<b>COMMERCE</b>		<b>137,760</b>	<b>89,586</b>	<b>48,174</b>
Trading in:				
137	horses	500	485	15
138	cattle and sheep	2,501	2,486	15
139	pigs	392	388	4
140	eggs and live poultry	2,011	1,549	462
141	wool, skins and leather	417	358	59
142	turf, coal and other fuel	3,955	3,691	264
143	building materials	3,480	3,099	381
144	grain and forage	1,029	842	187
Wholesale distribution of:				
145	food and drink	5,901	4,540	1,361
146	clothing and textiles (incl. boots and shoes)	1,759	1,339	420
147	hardware and electrical goods	1,201	935	266
148	paper, stationery and books	764	521	243
149	chemists' wares	1,034	567	467
150	other non-food goods	6,468	5,286	1,182
Retail distribution of:				
151	bread and flour confectionery	2,182	669	1,513
152	grocery and provisions	21,808	12,451	9,357
153	grocery and public house combined	4,515	3,166	1,349
154	public houses	14,332	9,992	4,340
155	wines and spirits (excl. public houses)	592	440	152
156	milk and dairy products	2,613	2,044	569
157	fresh meat	5,962	4,996	966
158	fish and dead poultry	1,044	816	228
159	vegetables and fruits	1,598	901	697
160	boots and shoes	1,739	948	791
161	general drapery	16,501	6,919	9,582
162	chemists' and druggists' wares and photographic goods	3,372	2,081	1,291
163	hardware, metals, metal goods and tools	5,459	4,112	1,347
164	electrical goods	971	753	218
165	jewellery, watches, clocks and precious metals	980	648	332
166	leather, sports and fancy goods	631	301	330
167	furniture, carpets and other furnishings	1,394	975	419
168	books and stationery	1,306	481	825
169	motor vehicles and cycles	1,670	1,417	253
170	tobacco, sweets and newspapers	5,658	1,804	3,854
171	Country general shops	2,243	1,499	744
172	Department stores and variety chain stores	2,659	1,339	1,320
173	Hawking and street selling	762	600	162
174	Other and undefined retail distribution	4,517	2,764	1,753
175	Auctioneering, valuing, house and real estate agencies	1,400	1,065	335
176	Advertising and bill posting agencies	440	319	121
<b>INSURANCE, BANKING AND FINANCE</b>		<b>12,172</b>	<b>9,134</b>	<b>3,038</b>
177	Banking	5,151	3,941	1,210
178	Insurance	5,880	4,422	1,458
179	Pawnbroking and moneylending	335	270	65
180	Other financial institutions	806	501	305
<b>TRANSPORT, STORAGE AND COMMUNICATION</b>		<b>56,742</b>	<b>51,259</b>	<b>5,483</b>
181	Railways	14,874	14,118	756
182	Omnibus and tramway service	5,387	5,331	56
183	Road passenger transport other than the above	3,301	3,249	52
184	Cartage and haulage contracting	6,167	6,100	67
185	Sea transport	3,728	3,528	200
186	Harbours, docks, piers and lighthouses	2,397	2,360	37
187	Canal and other water transport	541	522	19
188	Loading and discharging of vessels and similar water transport services	2,669	2,653	16
189	Air transport	1,800	1,433	367
190	All services incidental to transport	649	467	182
191	Storage and warehousing	811	669	142
192	Communication services by post, wire and radio (excl. broadcasting)	14,418	10,829	3,589

TABLE 2 (contd.) MALES AND FEMALES AT WORK CLASSIFIED ACCORDING TO INDUSTRIES

Code number	Industry	Total persons	Males	Females
	<b>PUBLIC ADMINISTRATION AND DEFENCE</b>	<b>40,531</b>	<b>32,957</b>	<b>7,574</b>
193	Civic Guard	6,941	6,894	47
194	Defence	9,435	9,171	264
195	Posts and telegraphs (clerical and administrative staff)	1,545	827	718
196	Other government departments (n.e.s.)	14,333	9,561	4,772
197	Local government (excl. turf production, construction, waterworks, sanitary services, hospitals, medical services and education)	8,277	6,504	1,773
	<b>PROFESSIONS</b>	<b>82,610</b>	<b>37,399</b>	<b>45,211</b>
198	Religion	17,714	10,698	7,016
199	Law	4,713	2,762	1,951
200	Mental hospitals (local authority)	4,192	2,299	1,893
201	Mental hospitals (excl. local authority)	722	342	380
202	Hospitals and county homes, not mental hospitals (local authority)	6,343	1,083	5,260
203	Hospitals and homes, not mental hospitals (excl. local authority)	5,573	586	4,987
204	Other medicine and care of the sick (local authority)	2,208	829	1,379
205	Other medicine and care of the sick (excl. local authority)	7,539	3,453	4,086
206	Dentistry	1,145	889	256
207	Veterinary surgery	613	583	30
208	Education (central government)	15,141	4,684	10,457
209	Education (local authority)	1,877	1,056	821
210	Education (excl. government or local authority)	8,790	3,621	5,169
211	Accountancy, auditors, etc.	1,844	1,425	419
212	Consultant engineering, surveying and architecture	2,147	1,883	264
213	Trade associations, chambers of commerce, labour organisations, etc.	828	501	327
214	Other professional services	1,221	705	516
	<b>PERSONAL SERVICE</b>	<b>84,511</b>	<b>16,109</b>	<b>68,402</b>
215	Private domestic service	53,257	5,618	47,639
216	Lodging and boarding houses	3,835	467	3,368
217	Hotels and restaurants attached to hotels	8,453	3,242	5,211
218	Other restaurants, cafes and other eating places	5,649	1,523	4,126
219	Clubs	682	432	250
220	Laundries, dry cleaning and dyeing	5,368	1,157	4,211
221	Hairdressing and beauty shops	4,051	1,653	2,398
222	Undertaking	614	564	50
223	Charitable services and welfare organisations	1,135	332	803
224	Portrait and commercial photographic studios	516	315	201
225	Other personal service	951	806	145
	<b>ENTERTAINMENT AND SPORT</b>	<b>10,838</b>	<b>6,688</b>	<b>4,150</b>
226	Cinemas and film producing, etc.	2,707	1,565	1,142
227	Broadcasting, theatres and related services	1,358	913	445
228	Sweepstakes, lotteries, etc.	1,653	165	1,488
229	Betting establishments, etc.	1,761	1,067	694
230	Other entertainment and sport	3,359	2,978	381
	<b>OTHER INDUSTRIES OR INDUSTRY NOT STATED</b>	<b>9,262</b>	<b>6,038</b>	<b>3,224</b>
231	Service of foreign government	540	356	184
232	Persons engaged in industries outside the State	5,807	3,543	2,264
233	Other industries or industry not stated	2,915	2,139	776
	<b>TOTAL ALL INDUSTRIES</b>	<b>1,219,722</b>	<b>905,094</b>	<b>314,628</b>

TABLE 3 - MALES AND FEMALES AT WORK IN EACH COUNTY AND COUNTY

County	Agriculture		Fishing		Mining, quarrying and turf production		Manufacture of food		Beverage industries		Tobacco industry	
	M.	F.	M.	F.	M.	F.	M.	F.	M.	F.	M.	F.
<b>TOTAL</b>	<b>425,558</b>	<b>67,578</b>	<b>2,886</b>	<b>13</b>	<b>9,759</b>	<b>168</b>	<b>24,008</b>	<b>10,785</b>	<b>8,394</b>	<b>851</b>	<b>1,183</b>	<b>1,538</b>
<b>LEINSTER</b>	<b>111,404</b>	<b>15,132</b>	<b>722</b>	<b>5</b>	<b>5,704</b>	<b>119</b>	<b>10,675</b>	<b>7,687</b>	<b>6,414</b>	<b>556</b>	<b>1,047</b>	<b>1,395</b>
Carlow	5,588	791	3	-	76	1	660	60	152	2	-	-
Dublin County Borough	920	74	135	3	167	53	5,607	6,075	4,114	373	761	1,074
Dún Laoghaire Borough	200	26	42	-	19	5	234	117	146	27	48	25
Dublin*	5,714	511	74	-	275	11	1,024	766	450	37	109	62
Kildare	8,431	859	-	-	1,623	19	261	88	119	6	-	-
Kilkenny	12,337	1,804	67	-	652	5	674	107	228	16	-	-
Laoighis	9,604	1,340	1	-	608	4	331	37	154	5	1	-
Longford	7,718	1,222	1	-	266	1	91	12	1	-	-	-
Louth	5,921	786	65	-	40	-	471	107	257	8	117	231
Meath	13,277	1,588	31	-	178	4	189	41	59	7	-	-
Offaly	9,592	1,512	1	-	1,248	13	254	44	287	36	1	-
Westmeath	8,940	1,410	14	-	302	-	140	24	90	5	2	-
Wexford	15,466	2,353	229	2	13	-	432	94	317	24	-	-
Wicklow	7,696	856	59	-	237	3	307	115	40	10	8	3
<b>MUNSTER</b>	<b>140,582</b>	<b>22,940</b>	<b>1,360</b>	<b>4</b>	<b>2,119</b>	<b>23</b>	<b>10,515</b>	<b>2,419</b>	<b>1,587</b>	<b>241</b>	<b>111</b>	<b>139</b>
Clare	18,664	3,219	47	-	83	-	339	55	23	3	1	-
Cork County Borough	166	16	23	-	28	1	1,318	518	453	83	18	10
Cork	44,528	7,351	455	2	563	2	3,305	521	510	39	23	3
Kerry	25,229	4,586	456	1	320	6	871	143	76	3	3	-
Limerick County Borough	212	23	24	-	9	-	1,342	527	74	10	53	124
Limerick	18,593	2,793	32	-	251	1	778	103	61	1	10	2
Tipperary, N.R.	11,331	1,838	1	-	522	11	739	116	122	23	-	-
Tipperary, S.R.	13,104	1,820	24	-	297	1	818	140	155	52	3	-
Waterford Co. Borough	91	5	2	-	6	-	547	243	59	6	-	-
Waterford	8,664	1,289	296	1	40	1	458	53	54	21	-	-
<b>CONNACHT</b>	<b>116,937</b>	<b>20,117</b>	<b>307</b>	<b>2</b>	<b>1,531</b>	<b>20</b>	<b>1,800</b>	<b>417</b>	<b>278</b>	<b>39</b>	<b>12</b>	<b>-</b>
Galway	36,883	5,801	143	1	320	-	636	110	130	15	4	-
Leitrim	11,986	2,164	4	-	167	4	134	36	2	-	-	-
Mayo	36,303	7,188	101	1	165	3	422	145	67	8	5	-
Roscommon	18,722	2,734	5	-	650	5	155	24	12	3	-	-
Sligo	13,043	2,230	54	-	229	8	453	102	67	13	3	-
<b>ULSTER (part of)</b>	<b>56,635</b>	<b>9,389</b>	<b>497</b>	<b>2</b>	<b>405</b>	<b>6</b>	<b>1,018</b>	<b>262</b>	<b>115</b>	<b>15</b>	<b>13</b>	<b>4</b>
Cavan	17,168	2,694	1	-	103	-	268	70	28	2	1	-
Donegal	27,185	4,424	495	2	153	4	502	137	60	6	12	4
Monaghan	12,282	2,271	1	-	149	2	248	55	27	7	-	-

\* Excluding Dún Laoghaire Borough

## BOROUGH CLASSIFIED ACCORDING TO INDUSTRIAL GROUPS

Manufacture of textiles		Manufacture of textile made-up goods (excl. clothing)		Manufacture of clothing (incl. boots and shoes)		Preparation of skins and leather and manufacture of leather goods (excl. boots and shoes)		Manufactures of wood and cork (excl. furniture)		County
M.	F.	M.	F.	M.	F.	M.	F.	M.	F.	
6,479	9,650	1,000	1,047	13,480	22,137	2,450	677	9,472	170	TOTAL
3,547	4,958	749	698	7,550	15,667	1,056	582	3,797	90	LEINSTER
10	3	4	-	126	74	50	12	103	1	Carlow
754	1,683	598	592	3,909	11,030	367	383	1,183	61	Dublin County Borough
158	268	22	12	211	279	19	4	48	1	Dún Laoghaire Borough
490	617	55	33	400	908	39	17	220	3	Dublin*
400	156	7	17	148	236	32	6	143	1	Kildare
113	156	1	10	264	193	59	5	309	3	Kilkenny
131	176	2	-	91	63	45	109	239	8	Laoighis
23	38	1	-	76	34	8	-	135	-	Longford
282	687	11	23	1,360	1,825	29	3	159	1	Louth
166	301	5	5	222	310	18	-	284	7	Meath
520	621	3	-	299	294	27	25	181	-	Offaly
447	218	4	3	116	106	33	1	235	1	Westmeath
23	8	19	1	194	161	298	7	309	3	Wexford
30	26	17	2	134	154	32	10	249	-	Wicklow
1,968	3,115	228	305	3,490	3,332	1,231	81	3,562	51	MUNSTER
158	288	4	3	163	118	27	-	345	2	Clare
387	893	100	77	558	929	38	23	199	14	Cork County Borough
1,101	1,425	29	18	826	723	154	5	1,071	14	Cork
18	45	-	1	663	340	51	-	575	2	Kerry
10	25	25	31	319	489	108	3	177	4	Limerick County Borough
4	7	1	3	214	189	63	-	366	-	Limerick
16	12	4	2	145	79	28	-	262	3	Tipperary, N.R.
152	57	10	-	402	325	259	31	281	3	Tipperary, S.R.
112	356	51	165	124	72	12	-	120	5	Waterford Co. Borough
10	7	4	5	76	68	491	19	166	4	Waterford
265	610	16	29	1,260	1,246	96	9	1,255	19	CONNACHT
71	160	11	21	459	511	38	5	477	12	Galway
-	7	-	-	126	58	7	-	106	2	Leitrim
144	392	2	6	441	434	20	2	344	3	Mayo
45	34	2	-	129	120	21	-	144	1	Roscommon
5	17	1	2	105	123	10	2	184	1	Sligo
699	967	7	15	1,180	1,892	67	5	858	10	ULSTER (part of)
59	33	1	1	324	185	22	-	294	5	Cavan
555	918	5	9	420	1,276	28	3	385	1	Donegal
85	16	1	5	436	431	17	2	179	4	Monaghan

\* Excluding Dún Laoghaire Borough.

TABLE 3 (contd.) - MALES AND FEMALES AT WORK IN EACH COUNTY AND

County	Manufacture of furniture and fixtures		Manufacture of paper and paper products		Printing, publishing and allied industries		Manufacture of rubber products		Manufacture of chemicals and chemical products		Manufacture of bricks, pottery, stone and glass, etc.	
	M.	F.	M.	F.	M.	F.	M.	F.	M.	F.	M.	F.
<b>TOTAL</b>	<b>3,486</b>	<b>422</b>	<b>1,569</b>	<b>1,688</b>	<b>6,636</b>	<b>3,224</b>	<b>1,202</b>	<b>582</b>	<b>3,809</b>	<b>1,843</b>	<b>5,606</b>	<b>591</b>
<b>LEINSTER</b>	<b>2,597</b>	<b>350</b>	<b>1,482</b>	<b>1,519</b>	<b>5,152</b>	<b>2,533</b>	<b>288</b>	<b>94</b>	<b>2,911</b>	<b>1,601</b>	<b>4,177</b>	<b>440</b>
Carlow	25	-	2	1	23	-	1	-	-	-	79	7
Dublin County Borough	1,622	267	589	1,144	3,860	2,127	228	73	1,928	1,263	1,589	104
Dún Laoghaire Borough	32	1	22	11	155	48	21	3	137	78	52	12
Dublin*	178	19	628	260	446	120	28	13	293	164	431	19
Kildare	27	1	162	49	55	19	-	1	7	5	266	3
Kilkenny	31	9	3	-	57	4	-	1	16	3	125	2
Laoighis	11	1	8	1	21	7	-	-	9	5	166	5
Longford	10	-	1	-	48	10	-	-	-	1	17	-
Louth	147	5	6	4	131	56	1	-	378	47	583	9
Meath	356	33	16	34	27	8	1	-	17	2	305	6
Offaly	49	4	1	-	21	7	-	-	4	1	53	1
Westmeath	21	3	3	2	49	18	1	-	4	-	9	-
Wexford	74	5	-	-	133	52	-	-	1	-	80	19
Wicklow	14	2	41	13	126	57	7	3	117	32	422	253
<b>MUNSTER</b>	<b>494</b>	<b>30</b>	<b>73</b>	<b>151</b>	<b>1,156</b>	<b>565</b>	<b>910</b>	<b>488</b>	<b>664</b>	<b>204</b>	<b>966</b>	<b>144</b>
Clare	11	-	20	47	34	5	-	-	1	-	46	-
Cork County Borough	161	12	21	62	414	321	495	287	314	94	104	7
Cork	108	4	17	20	250	87	398	199	215	49	234	84
Kerry	14	-	-	-	84	36	-	-	14	12	75	4
Limerick County Borough	94	4	1	2	127	28	3	-	14	1	94	2
Limerick	11	-	-	-	6	1	3	-	5	1	217	2
Tipperary, N.R.	15	-	6	15	36	5	-	-	6	14	63	12
Tipperary, S.R.	12	-	-	-	63	6	-	-	4	1	24	3
Waterford County Borough	61	10	7	5	120	72	8	2	31	27	92	28
Waterford	7	-	1	-	22	4	3	-	60	5	17	2
<b>CONNACHT</b>	<b>173</b>	<b>13</b>	<b>6</b>	<b>5</b>	<b>212</b>	<b>86</b>	<b>2</b>	<b>-</b>	<b>155</b>	<b>35</b>	<b>141</b>	<b>2</b>
Galway	88	13	1	2	74	45	-	-	108	32	47	-
Leitrim	5	-	-	-	7	2	1	-	1	-	3	-
Mayo	40	-	-	2	56	13	-	-	32	1	35	1
Roscommon	18	-	-	-	36	12	-	-	5	-	23	-
Sligo	22	-	5	1	39	14	1	-	9	2	33	1
<b>ULSTER (part of)</b>	<b>222</b>	<b>29</b>	<b>8</b>	<b>13</b>	<b>116</b>	<b>40</b>	<b>2</b>	<b>-</b>	<b>79</b>	<b>3</b>	<b>322</b>	<b>5</b>
Cavan	51	3	-	-	29	5	-	-	3	1	180	5
Donegal	11	-	5	2	55	30	2	-	56	2	81	-
Monaghan	160	26	3	11	32	5	-	-	20	-	61	-

\*Excluding Dún Laoghaire Borough

## COUNTY BOROUGH CLASSIFIED ACCORDING TO INDUSTRIAL GROUPS

Manufacture of metal products (excl. machinery and transport equipment)		Manufacture of machinery (excl. electrical machinery and transport equipment)		Manufacture of electrical machinery, apparatus, appliances and supplies		Manufacture of transport equipment		Miscellaneous manufacturing industries		County
M.	F.	M.	F.	M.	F.	M.	F.	M.	F.	
<b>10,094</b>	<b>980</b>	<b>2,305</b>	<b>272</b>	<b>1,867</b>	<b>1,229</b>	<b>18,843</b>	<b>1,162</b>	<b>2,071</b>	<b>1,392</b>	<b>TOTAL</b>
5,072	705	1,817	226	1,678	1,191	12,125	700	1,545	1,089	LEINSTER
95	13	56	2	3	-	144	7	6	-	Carlow
2,657	390	758	144	963	724	7,004	405	1,117	911	Dublin County Borough
75	8	79	15	94	31	317	30	68	9	Dún Laoghaire Borough
384	100	129	15	312	244	1,139	65	134	53	Dublin*
382	100	65	4	5	1	284	31	13	1	Kildare
179	6	15	1	14	2	250	15	18	2	Kilkenny
144	2	25	4	13	-	157	8	22	7	Laoighis
62	-	-	-	4	-	69	6	4	-	Longford
155	3	14	1	67	17	1,408	52	63	64	Louth
164	13	43	8	3	3	272	14	9	17	Meath
118	1	5	-	11	-	213	10	10	4	Offaly
101	2	10	1	5	-	201	15	16	10	Westmeath
437	64	585	27	100	47	345	20	32	7	Wexford
119	3	33	4	84	122	322	22	33	4	Wicklow
<b>3,436</b>	<b>242</b>	<b>392</b>	<b>40</b>	<b>143</b>	<b>27</b>	<b>4,715</b>	<b>298</b>	<b>370</b>	<b>124</b>	MUNSTER
190	-	6	1	2	-	180	15	15	1	Clare
324	15	123	11	45	1	910	47	137	46	Cork County Borough
1,217	26	121	9	29	6	1,757	106	104	47	Cork
271	10	18	-	4	-	324	26	12	-	Kerry
211	54	69	16	24	1	556	25	41	1	Limerick County Borough
221	3	11	1	3	-	230	16	7	-	Limerick
291	38	12	-	1	-	197	14	16	22	Tipperary, N.R.
239	47	7	-	3	2	316	26	17	1	Tipperary, S.R.
335	41	16	2	23	17	120	14	16	5	Waterford County Borough
137	8	9	-	9	-	125	9	5	1	Waterford
950	26	64	4	31	9	1,148	107	87	119	CONNACHT
372	17	29	3	15	3	400	45	29	8	Galway
92	-	3	-	-	1	59	2	14	25	Leitrim
192	-	10	-	9	1	352	32	34	85	Mayo
123	3	6	-	2	2	151	7	4	-	Roscommon
171	6	16	1	5	2	186	21	6	1	Sligo
636	7	32	2	15	2	855	57	69	60	ULSTER (part of)
274	2	1	-	1	-	206	15	15	1	Cavan
228	3	21	1	12	2	387	27	43	54	Donegal
134	2	10	1	2	-	262	15	11	5	Monaghan

\*Excluding Dún Laoghaire Borough

TABLE 3 (contd.) - MALES AND FEMALES AT WORK IN EACH COUNTY AND

County	Construction		Electricity, gas, water and sanitary services		Commerce		Insurance, banking and finance		Transport, storage and communication		Public administration and defence	
	M.	F.	M.	F.	M.	F.	M.	F.	M.	F.	M.	F.
<b>TOTAL</b>	<b>84,137</b>	<b>881</b>	<b>9,630</b>	<b>492</b>	<b>89,586</b>	<b>48,174</b>	<b>9,134</b>	<b>3,038</b>	<b>51,259</b>	<b>5,483</b>	<b>32,957</b>	<b>7,574</b>
<b>LEINSTER</b>	<b>44,297</b>	<b>600</b>	<b>6,328</b>	<b>396</b>	<b>50,290</b>	<b>25,863</b>	<b>5,579</b>	<b>2,419</b>	<b>30,227</b>	<b>3,153</b>	<b>20,978</b>	<b>6,049</b>
Carlow	840	4	70	1	1,019	525	83	11	279	44	215	37
Dublin County Borough	17,422	406	4,092	297	26,700	14,814	2,984	1,790	17,761	1,882	10,806	4,668
- Dún Laoghaire Borough	1,863	38	312	25	2,225	1,217	504	199	1,340	123	887	276
Dublin*	4,948	63	531	25	4,101	1,790	674	190	2,515	240	2,172	333
Kildare	2,319	6	142	7	1,608	706	122	22	755	85	2,517	132
Kilkenny	1,830	11	53	3	1,410	792	125	19	718	76	540	59
Laoghaire	1,549	3	232	5	1,029	527	97	13	580	53	320	45
Longford	1,237	4	22	-	883	367	67	7	262	30	191	39
Louth	2,052	21	272	13	2,644	1,185	199	40	1,836	140	437	64
Meath	2,283	11	83	2	1,405	687	129	17	621	99	517	80
Offaly	1,524	5	48	1	1,490	607	110	9	539	60	263	38
Westmeath	1,962	4	170	4	1,339	675	98	22	932	89	1,012	79
Wexford	2,109	1	88	4	2,521	1,125	194	24	1,088	122	524	73
Wicklow	2,359	23	213	9	1,916	846	193	56	1,001	110	577	126
<b>MUNSTER</b>	<b>24,377</b>	<b>167</b>	<b>2,392</b>	<b>65</b>	<b>24,095</b>	<b>14,802</b>	<b>2,341</b>	<b>479</b>	<b>14,378</b>	<b>1,382</b>	<b>7,840</b>	<b>922</b>
Clare	2,186	5	141	2	1,410	834	127	15	1,000	107	661	69
Cork County Borough	2,072	37	464	14	3,541	2,594	302	100	2,770	164	1,174	125
Cork	6,765	34	577	15	6,896	4,369	838	174	3,484	379	2,527	231
Kerry	2,764	11	186	4	2,615	1,419	216	24	1,438	131	772	131
Limerick County Borough	1,836	30	369	12	2,447	1,325	188	67	1,871	165	721	105
Limerick	2,577	11	167	2	1,675	956	163	14	822	114	405	49
Tipperary, N.R.	1,588	3	61	1	1,302	796	127	15	646	80	381	66
Tipperary, S.R.	2,153	9	144	3	1,885	1,113	167	27	793	94	591	65
Waterford County Borough	998	24	207	10	1,284	791	106	32	1,144	79	305	36
Waterford	1,438	3	76	2	1,040	605	107	11	410	69	303	45
<b>CONNACHT</b>	<b>9,029</b>	<b>81</b>	<b>620</b>	<b>22</b>	<b>9,145</b>	<b>4,975</b>	<b>777</b>	<b>109</b>	<b>4,153</b>	<b>618</b>	<b>2,703</b>	<b>394</b>
Galway	3,751	40	255	9	3,018	1,688	266	53	1,425	204	1,083	148
Leitrim	757	3	36	-	741	359	70	1	393	59	228	24
Mayo	1,661	15	109	-	2,533	1,466	200	16	1,074	161	645	96
Roscommon	1,384	13	50	3	1,295	701	111	12	526	74	378	56
Sligo	1,476	10	170	10	1,558	761	130	27	735	120	369	70
<b>ULSTER (part of)</b>	<b>6,434</b>	<b>33</b>	<b>290</b>	<b>9</b>	<b>6,056</b>	<b>2,534</b>	<b>437</b>	<b>31</b>	<b>2,501</b>	<b>330</b>	<b>1,436</b>	<b>209</b>
Cavan	1,539	4	25	3	1,649	725	130	9	497	80	336	57
Donegal	3,385	26	227	5	2,855	1,151	198	14	1,439	194	794	112
Monaghan	1,510	3	38	1	1,552	658	109	8	565	56	306	40

\*Excluding Dún Laoghaire Borough

## COUNTY BOROUGH CLASSIFIED ACCORDING TO INDUSTRIAL GROUPS

Professions		Personal service		Entertainment and sport		Other industries or industry not stated		Total all industries		County
M.	F.	M.	F.	M.	F.	M.	F.	M.	F.	
<b>37,399</b>	<b>45,211</b>	<b>16,109</b>	<b>68,402</b>	<b>6,688</b>	<b>4,150</b>	<b>6,038</b>	<b>3,224</b>	<b>905,094</b>	<b>314,628</b>	<b>TOTAL</b>
21,416	23,950	10,166	37,105	4,535	3,351	3,404	1,302	388,729	161,525	LEINSTER
467	464	160	771	51	27	40	28	10,430	2,886	Carlow
9,839	11,562	4,896	16,103	2,159	2,419	2,057	712	139,546	83,606	Dublin County Borough
1,352	1,827	782	2,757	171	195	193	68	11,828	7,735	Dún Laoghaire Borough
2,948	2,379	1,219	3,539	594	279	369	164	33,023	13,039	Dublin*
1,083	805	387	1,452	553	43	70	21	21,986	4,882	Kildare
801	966	221	1,438	118	48	36	8	21,264	5,764	Kilkenny
580	549	130	832	66	23	61	20	16,427	3,852	Laoighis
253	394	86	557	31	7	29	10	11,596	2,739	Longford
740	888	359	1,443	124	55	129	79	20,457	7,857	Louth
674	704	243	1,698	248	42	60	27	21,905	5,768	Meath
628	597	207	827	38	23	48	25	17,793	4,765	Offaly
620	820	232	1,141	93	43	51	19	17,252	4,715	Westmeath
761	1,113	402	2,391	101	53	148	69	27,023	7,869	Wexford
670	882	842	2,156	188	94	113	52	18,199	6,048	Wicklow
9,705	12,563	4,059	20,949	1,614	561	1,493	806	272,366	87,659	MUNSTER
648	910	296	1,137	42	11	95	76	26,965	6,923	Clare
1,107	1,466	534	2,310	253	130	273	66	18,826	10,473	Cork County Borough
3,013	3,768	1,218	6,495	340	106	377	219	83,050	26,530	Cork
1,016	1,474	454	2,296	115	21	198	111	38,852	10,837	Kerry
686	1,026	377	1,653	188	95	115	36	12,385	5,884	Limerick County Borough
755	930	248	2,232	173	21	67	72	28,139	7,524	Limerick
523	711	182	1,206	67	24	51	45	18,741	5,151	Tipperary, N.R.
841	984	310	1,725	294	76	79	102	23,447	6,713	Tipperary, S.R.
543	621	190	698	65	48	139	21	6,934	3,435	Waterford County Borough
573	673	250	1,197	77	29	99	58	15,027	4,189	Waterford
4,319	5,983	1,123	6,038	358	166	575	475	159,528	41,775	CONNACHT
1,947	2,343	464	2,311	131	64	189	130	52,864	13,794	Galway
258	415	82	433	30	10	38	34	15,350	3,639	Leitrim
1,018	1,510	264	1,601	110	46	182	168	46,570	13,396	Mayo
565	868	135	675	35	13	95	80	24,827	5,440	Roscommon
531	847	178	1,018	52	33	71	63	19,917	5,506	Sligo
1,959	2,715	761	4,310	181	72	566	641	84,471	23,669	ULSTER (part of)
503	786	156	1,075	28	18	62	20	23,954	5,799	Cavan
930	1,069	439	2,299	104	32	422	523	41,494	12,330	Donegal
526	860	166	936	49	22	82	98	19,023	5,540	Monaghan

\*Excluding Dún Laoghaire Borough

TABLE 4 - PERSONS (MALES AND FEMALES) AT WORK IN EACH INDUSTRIAL GROUP IN EACH COUNTY AND COUNTY BOROUGH EXPRESSED PER 1,000 PERSONS IN ALL INDUSTRIES IN THAT COUNTY OR COUNTY BOROUGH

Calculated from table 3 (0 = less than 1 per thousand)

County	Agriculture	Fishing	Mining, quarrying and turf production	Manufacture of food	Beverage industries	Tobacco industry
<b>TOTAL</b>	<b>404</b>	<b>2</b>	<b>8</b>	<b>29</b>	<b>8</b>	<b>2</b>
<b>LEINSTER</b>	<b>230</b>	<b>1</b>	<b>11</b>	<b>33</b>	<b>13</b>	<b>4</b>
Carlow	479	0	6	54	12	-
Dublin County Borough	4	1	1	52	20	8
Dún Laoghaire Borough	12	2	1	18	9	4
Dublin*	435	2	6	39	11	4
Kildare	346	-	61	13	5	-
Kilkenny	523	3	24	29	9	-
Laoighis	540	0	30	18	8	0
Longford	624	0	19	7	0	-
Louth	237	2	1	20	9	12
Meath	537	1	7	8	2	-
Offaly	492	0	56	13	14	0
Westmeath	471	1	14	7	4	0
Wexford	511	7	0	15	10	-
Wicklow	353	2	10	17	2	0
<b>MUNSTER</b>	<b>454</b>	<b>4</b>	<b>6</b>	<b>36</b>	<b>5</b>	<b>1</b>
Clare	646	1	2	12	1	0
Cork County Borough	6	1	1	63	18	1
Cork	474	4	5	35	5	0
Kerry	600	9	7	20	2	0
Limerick County Borough	13	1	1	102	5	10
Limerick	600	1	7	25	2	0
Tipperary, N.R.	551	0	22	36	6	-
Tipperary, S.R.	495	1	10	32	7	0
Waterford County Borough	9	0	1	76	6	-
Waterford	518	16	2	27	4	-
<b>CONNACHT</b>	<b>681</b>	<b>2</b>	<b>8</b>	<b>11</b>	<b>2</b>	<b>0</b>
Galway	640	2	5	11	2	0
Leitrim	745	0	9	9	0	-
Mayo	725	2	3	9	1	0
Roscommon	709	0	22	6	0	-
Sligo	601	2	9	22	3	0
<b>ULSTER (part of)</b>	<b>611</b>	<b>5</b>	<b>4</b>	<b>12</b>	<b>1</b>	<b>0</b>
Cavan	668	0	4	11	1	0
Dohegal	587	9	3	12	1	0
Monaghan	592	0	6	12	1	-

\* Excluding Dún Laoghaire Borough

TABLE 4 (contd.) - PERSONS (MALES AND FEMALES) AT WORK IN EACH INDUSTRIAL GROUP IN EACH COUNTY AND COUNTY BOROUGH EXPRESSED PER 1,000 PERSONS IN ALL INDUSTRIES IN THAT COUNTY OR COUNTY BOROUGH

Calculated from table 3 (0 = less than 1 per thousand)

County	Manufacture of textiles	Manufacture of textile made-up goods (excl. clothing)	Manufacture of clothing (incl. boots and shoes)	Preparation of skins and leather and manufacture of leather goods (excl. boots and shoes)	Manufactures of wood and cork (excl. furniture)
<b>TOTAL</b>	<b>13</b>	<b>2</b>	<b>28</b>	<b>3</b>	<b>8</b>
<b>LEINSTER</b>	<b>16</b>	<b>3</b>	<b>42</b>	<b>3</b>	<b>7</b>
Carlow	1	0	15	5	8
Dúblin County Borough	11	5	67	3	6
Dún Laoghaire Borough	22	2	25	1	3
Dublin*	24	2	28	1	5
Kildare	21	1	14	1	5
Kilkenny	10	0	17	2	12
Laoighis	15	0	8	8	12
Longford	4	0	8	1	9
Louth	34	1	113	1	6
Meath	17	0	19	1	11
Offaly	51	0	26	2	8
Westmeath	30	0	10	2	11
Wexford	1	1	10	9	9
Wicklow	2	1	12	2	10
<b>MUNSTER</b>	<b>14</b>	<b>2</b>	<b>19</b>	<b>4</b>	<b>10</b>
Clare	13	0	8	1	10
Cork County Borough	44	6	51	2	7
Cork	23	1	14	2	10
Kerry	1	0	20	1	12
Limerick County Borough	2	3	44	6	10
Limerick	0	0	11	2	10
Tipperary, N.R.	1	0	9	1	11
Tipperary, S.R.	7	0	24	10	9
Waterford County Borough	45	21	19	1	12
Waterford	1	0	8	27	9
<b>CONNACHT</b>	<b>4</b>	<b>0</b>	<b>12</b>	<b>1</b>	<b>6</b>
Galway	3	0	15	1	7
Leitrim	0	0	10	0	6
Mayo	9	0	15	0	6
Roscommon	3	0	8	1	5
Sligo	1	0	9	1	7
<b>ULSTER (part of)</b>	<b>15</b>	<b>0</b>	<b>28</b>	<b>1</b>	<b>8</b>
Cavan	3	0	17	1	10
Donegal	27	0	32	1	7
Monaghan	4	0	35	1	7

\*Excluding Dún Laoghaire Borough

TABLE 4 (contd.) - PERSONS (MALES AND FEMALES) AT WORK IN EACH INDUSTRIAL GROUP IN EACH COUNTY AND COUNTY BOROUGH EXPRESSED PER 1,000 PERSONS IN ALL INDUSTRIES IN THAT COUNTY OR COUNTY BOROUGH

Calculated from table 3 (0 = less than 1 per thousand)

County	Manufacture of furniture and fixtures	Manufacture of paper and paper products	Printing, publishing and allied industries	Manufacture of rubber products	Manufacture of chemical products	Manufacture of bricks, pottery, stone and glass, etc.
<b>TOTAL</b>	<b>3</b>	<b>3</b>	<b>8</b>	<b>1</b>	<b>5</b>	<b>5</b>
<b>LEINSTER</b>	<b>5</b>	<b>5</b>	<b>14</b>	<b>1</b>	<b>8</b>	<b>8</b>
Carlow	2	0	2	0	-	7
Dublin County Borough	9	8	27	1	14	8
Dún Laoghaire Borough	2	2	10	1	11	3
Dublin*	4	19	12	1	10	10
Kildare	1	8	3	0	0	10
Kilkenny	2	0	2	0	1	5
Laoighis	1	1	1	-	1	8
Longford	1	0	4	-	0	1
Louth	5	0	7	0	15	21
Meath	14	2	1	0	1	11
Offaly	3	0	1	-	0	3
Westmeath	1	0	3	0	0	0
Wexford	2	-	5	-	0	3
Wicklow	1	2	8	0	6	28
<b>MUNSTER</b>	<b>1</b>	<b>1</b>	<b>5</b>	<b>4</b>	<b>2</b>	<b>3</b>
Clare	0	2	1	-	0	1
Cork County Borough	6	3	25	27	14	4
Cork	1	0	3	6	3	3
Kerry	0	-	2	-	1	2
Limerick County Borough	5	0	9	0	1	5
Limerick	0	-	0	0	0	6
Tipperary, N.R.	1	1	2	-	1	3
Tipperary, S.R.	0	-	2	-	0	1
Waterford County Borough	7	1	18	1	6	12
Waterford	0	0	1	0	3	1
<b>CONNACHT</b>	<b>1</b>	<b>0</b>	<b>2</b>	<b>0</b>	<b>1</b>	<b>1</b>
Galway	2	0	2	-	2	1
L Leitrim	0	-	1	0	0	0
Mayo	1	0	1	-	0	1
Roscommon	0	-	2	-	0	1
Sligo	1	0	2	0	1	1
<b>ULSTER (part of)</b>	<b>2</b>	<b>0</b>	<b>2</b>	<b>0</b>	<b>1</b>	<b>3</b>
Cavan	2	-	1	-	0	6
Donegal	0	0	2	0	1	2
Monaghan	8	1	2	-	1	3

\*Excluding Dún Laoghaire Borough

TABLE 4 (contd.) - PERSONS (MALES AND FEMALES) AT WORK IN EACH INDUSTRIAL GROUP IN EACH COUNTY AND COUNTY BOROUGH EXPRESSED PER 1,000 PERSONS IN ALL INDUSTRIES IN THAT COUNTY OR COUNTY BOROUGH

Calculated from table 3 (0 = less than 1 per thousand)

County	Manufacture of metal products (excl. machinery and transport equipment)	Manufacture of machinery (excl. electrical machinery and transport equipment)	Manufacture of electrical machinery apparatus, appliances and supplies	Manufacture of transport equipment	Miscellaneous manufacturing industries
<b>TOTAL</b>	<b>9</b>	<b>2</b>	<b>3</b>	<b>16</b>	<b>3</b>
<b>LEINSTER</b>	<b>11</b>	<b>4</b>	<b>5</b>	<b>23</b>	<b>5</b>
Carlow	8	4	0	11	1
Dublin County Borough	14	4	8	33	9
Dún Laoghaire Borough	4	5	6	18	4
Dublin*	10	3	12	26	4
Kildare	18	3	0	12	1
Kilkenny	7	1	1	10	1
Laoighis	7	1	1	8	1
Longford	4	-	0	5	0
Louth	6	1	3	52	5
Meath	6	2	0	10	1
Offaly	5	0	1	10	1
Westmeath	5	1	0	10	1
Wexford	14	18	4	10	1
Wicklow	5	2	8	14	2
<b>MUNSTER</b>	<b>10</b>	<b>1</b>	<b>1</b>	<b>14</b>	<b>1</b>
Clare	6	0	0	6	1
Cork County Borough	11	5	2	33	6
Cork	11	1	0	17	1
Kerry	6	0	0	7	0
Limerick County Borough	15	5	1	32	2
Limerick	6	0	0	7	0
Tipperary, N.R.	14	0	0	9	2
Tipperary, S.R.	10	0	0	11	1
Waterford County Borough	36	2	4	13	2
Waterford	8	0	0	7	0
<b>CONNACHT</b>	<b>5</b>	<b>0</b>	<b>0</b>	<b>6</b>	<b>1</b>
Galway	6	0	0	7	1
Leitrim	5	0	0	3	2
Mayo	3	0	0	6	2
Roscommon	4	0	0	5	0
Sligo	7	1	0	8	0
<b>ULSTER (part of)</b>	<b>6</b>	<b>0</b>	<b>0</b>	<b>9</b>	<b>1</b>
Cavan	9	0	0	7	1
Donegal	4	0	0	8	2
Monaghan	6	0	0	11	1

\*Excluding Dún Laoghaire Borough

TABLE 4 (contd.) - PERSONS (MALES AND FEMALES) AT WORK IN EACH INDUSTRIAL GROUP IN EACH COUNTY AND COUNTY BOROUGH EXPRESSED PER 1,000 PERSONS IN ALL INDUSTRIES IN THAT COUNTY OR COUNTY BOROUGH

Calculated from table 3 (0 = less than 1 per thousand)

County	Construction	Electricity, gas, water and sanitary services	Commerce	Insurance, banking, and finance	Transport, storage and communication	Public administration and defence
<b>TOTAL</b>	<b>70</b>	<b>8</b>	<b>113</b>	<b>10</b>	<b>47</b>	<b>33</b>
<b>LEINSTER</b>	<b>82</b>	<b>12</b>	<b>138</b>	<b>15</b>	<b>61</b>	<b>49</b>
Carlow	63	5	116	7	24	19
Dublin County Borough	80	20	186	21	88	69
Dún Laoghaire Borough	97	17	176	36	75	59
Dublin*	109	12	128	19	60	54
Kildare	87	6	86	5	31	99
Kilkenny	68	2	81	5	29	22
Laoighis	77	12	77	5	31	18
Longford	87	2	87	5	20	16
Louth	73	10	135	8	70	18
Meath	83	3	76	5	26	22
Offaly	68	2	93	5	27	13
Westmeath	90	8	92	5	46	50
Wexford	60	3	105	6	35	17
Wicklow	98	9	114	10	46	29
<b>MUNSTER</b>	<b>68</b>	<b>7</b>	<b>108</b>	<b>8</b>	<b>44</b>	<b>24</b>
Clare	65	4	66	4	33	22
Cork County Borough	72	16	209	14	100	44
Cork	62	5	103	9	35	25
Kerry	56	4	81	5	32	18
Limerick County Borough	102	21	206	14	111	45
Limerick	73	5	74	5	26	13
Tipperary, N.R.	66	3	88	6	30	19
Tipperary, S.R.	72	5	99	6	29	22
Waterford County Borough	99	21	200	13	118	33
Waterford	75	4	86	6	25	18
<b>CONNACHT</b>	<b>45</b>	<b>3</b>	<b>70</b>	<b>4</b>	<b>24</b>	<b>15</b>
Galway	57	4	71	5	24	18
Leitrim	40	2	58	4	24	13
Mayo	28	2	67	4	21	12
Roscommon	46	2	66	4	20	14
Sligo	59	7	91	6	34	17
<b>ULSTER (part of)</b>	<b>60</b>	<b>3</b>	<b>80</b>	<b>4</b>	<b>26</b>	<b>15</b>
Cavan	52	1	80	5	19	13
Donegal	63	4	75	4	30	17
Monaghan	62	2	90	5	25	14

\*Excluding Dún Laoghaire Borough

TABLE 4 (contd.) - PERSONS (MALES AND FEMALES) AT WORK IN EACH INDUSTRIAL GROUP IN EACH COUNTY AND COUNTY BOROUGH EXPRESSED PER 1,000 PERSONS IN ALL INDUSTRIES IN THAT COUNTY OR COUNTY BOROUGH

Calculated from table 3 (0 = less than 1 per thousand)

County	Professions	Personal service	Entertainment and sport	Other industries or industry not stated	Total all industries
<b>TOTAL</b>	<b>68</b>	<b>69</b>	<b>9</b>	<b>8</b>	<b>1,000</b>
<b>LEINSTER</b>	<b>82</b>	<b>86</b>	<b>14</b>	<b>9</b>	<b>1,000</b>
Carlow	70	70	6	5	1,000
Dublin County Borough	96	94	21	12	1,000
Dún Laoghaire Borough	162	181	19	13	1,000
Dublin*	116	103	19	12	1,000
Kildare	70	68	22	3	1,000
Kilkenny	65	61	6	2	1,000
Laoighis	56	47	4	4	1,000
Longford	45	45	3	3	1,000
Louth	58	64	6	7	1,000
Meath	50	70	11	3	1,000
Offaly	54	46	3	3	1,000
Westmeath	66	63	6	3	1,000
Wexford	54	80	4	6	1,000
Wicklow	64	124	12	7	1,000
<b>MUNSTER</b>	<b>62</b>	<b>69</b>	<b>6</b>	<b>6</b>	<b>1,000</b>
Clare	46	42	2	5	1,000
Cork County Borough	88	97	13	11	1,000
Cork	62	70	4	6	1,000
Kerry	50	55	3	6	1,000
Limerick County Borough	94	111	16	8	1,000
Limerick	47	70	6	4	1,000
Tipperary, N.R.	52	58	4	4	1,000
Tipperary, S.R.	61	68	12	6	1,000
Waterford County Borough	112	86	11	15	1,000
Waterford	65	75	6	8	1,000
<b>CONNACHT</b>	<b>51</b>	<b>36</b>	<b>3</b>	<b>5</b>	<b>1,000</b>
Galway	64	42	3	5	1,000
Leitrim	36	27	2	4	1,000
Mayo	42	31	3	6	1,000
Roscommon	47	27	2	6	1,000
Sligo	54	47	4	5	1,000
<b>ULSTER (part of)</b>	<b>43</b>	<b>47</b>	<b>2</b>	<b>11</b>	<b>1,000</b>
Cavan	43	41	2	3	1,000
Donegal	37	51	3	18	1,000
Monaghan	56	45	3	7	1,000

\*Excluding Dún Laoghaire Borough

TABLE 5 - PERSONS (MALES AND FEMALES) AT WORK IN EACH COUNTY AND COUNTY BOROUGH IN EACH INDUSTRIAL GROUP EXPRESSED PER 1,000 OF ALL PERSONS ENGAGED IN THAT INDUSTRIAL GROUP

Calculated from table 3 (0 = less than 1 per thousand)

County	Agriculture	Fishing	Mining, quarrying and turf production	Manufacture of food	Beverage industries	Tobacco industry
<b>TOTAL</b>	<b>1,000</b>	<b>1,000</b>	<b>1,000</b>	<b>1,000</b>	<b>1,000</b>	<b>1,000</b>
<b>LEINSTER</b>	<b>256</b>	<b>251</b>	<b>587</b>	<b>528</b>	<b>754</b>	<b>898</b>
Carlow	13	1	8	21	17	-
Dublin County Borough	2	48	22	336	485	675
Dún Laoghaire Borough	0	15	3	10	19	27
Dublin*	13	26	29	51	53	63
Kildare	19	-	165	10	14	-
Kilkenny	29	23	66	22	26	-
Laoighis	22	0	62	11	17	0
Longford	18	0	27	3	0	-
Louth	14	22	4	17	29	128
Meath	30	11	18	7	7	-
Offaly	22	0	127	8	35	0
Westmeath	21	5	31	5	10	1
Wexford	36	80	1	15	37	-
Wicklow	17	20	24	12	5	4
<b>MUNSTER</b>	<b>332</b>	<b>470</b>	<b>216</b>	<b>372</b>	<b>198</b>	<b>92</b>
Clare	45	16	8	11	3	0
Cork County Borough	0	8	3	53	58	10
Cork	105	158	57	110	59	10
Kerry	61	158	33	29	9	1
Limerick County Borough	1	8	1	54	9	65
Limerick	43	11	25	25	7	5
Tipperary, N.R.	27	0	54	25	16	-
Tipperary, S.R.	30	8	30	27	22	1
Waterford County Borough	0	1	1	23	7	-
Waterford	20	102	4	15	8	-
<b>CONNACHT</b>	<b>278</b>	<b>107</b>	<b>156</b>	<b>63</b>	<b>34</b>	<b>4</b>
Galway	87	50	32	21	16	1
Leitrim	29	1	17	5	0	-
Mayo	88	35	17	16	8	2
Roscommon	43	2	66	5	1	-
Sligo	31	19	24	16	9	1
<b>ULSTER (part of)</b>	<b>134</b>	<b>172</b>	<b>41</b>	<b>37</b>	<b>14</b>	<b>6</b>
Cavan	40	0	10	10	3	0
Donegal	64	172	16	18	7	6
Monaghan	30	0	15	9	4	-

\* Excluding Dún Laoghaire Borough

TABLE 5 (contd.) - PERSONS (MALES AND FEMALES) AT WORK IN EACH COUNTY AND COUNTY BOROUGH IN EACH INDUSTRIAL GROUP EXPRESSED PER 1,000 OF ALL PERSONS ENGAGED IN THAT INDUSTRIAL GROUP

Calculated from table 3 (0 = less than 1 per thousand)

County	Manufacture of textiles	Manufacture of textile made-up goods (excl. clothing)	Manufacture of clothing (incl. boots and shoes)	Preparation of skins and leather and manufacture of leather goods (excl. boots and shoes)	Manufactures of wood and cork (excl. furniture)
<b>TOTAL</b>	<b>1,000</b>	<b>1,000</b>	<b>1,000</b>	<b>1,000</b>	<b>1,000</b>
<b>LEINSTER</b>	<b>528</b>	<b>707</b>	<b>652</b>	<b>524</b>	<b>403</b>
Carlow	1	2	6	20	11
Dublin County Borough	151	581	419	240	129
Dún Laoghaire Borough	26	17	14	7	5
Dublin*	69	43	37	18	23
Kildare	35	12	11	12	15
Kilkenny	17	5	13	20	32
Laoighis	19	1	4	49	26
Longford	4	1	3	3	14
Louth	60	17	89	10	17
Meath	29	5	15	6	30
Offaly	71	1	17	17	19
Westmeath	41	3	6	11	24
Wexford	2	10	10	98	32
Wicklow	3	9	8	13	26
<b>MUNSTER</b>	<b>315</b>	<b>260</b>	<b>192</b>	<b>419</b>	<b>375</b>
Clare	28	3	8	9	36
Cork County Borough	79	86	42	19	22
Cork	156	23	44	51	113
Kerry	4	1	28	16	60
Limerick County Borough	2	27	23	35	19
Limerick	1	2	11	20	38
Tipperary, N.R.	2	3	6	9	27
Tipperary, S.R.	13	5	20	93	29
Waterford County Borough	29	106	6	4	13
Waterford	1	4	4	163	18
<b>CONNACHT</b>	<b>54</b>	<b>22</b>	<b>70</b>	<b>34</b>	<b>132</b>
Galway	14	16	27	14	51
Leitrim	1	-	5	2	11
Mayo	33	4	25	7	36
Roscommon	5	1	7	7	15
Sligo	1	1	6	4	19
<b>ULSTER (part of)</b>	<b>103</b>	<b>11</b>	<b>86</b>	<b>23</b>	<b>90</b>
Cavan	6	1	14	7	31
Donegal	91	7	48	10	40
Monaghan	6	3	24	6	19

\* Excluding Dún Laoghaire Borough

TABLE 5 (contd.) - PERSONS (MALES AND FEMALES) AT WORK IN EACH COUNTY AND COUNTY BOROUGH IN EACH INDUSTRIAL GROUP EXPRESSED PER 1,000 OF ALL PERSONS ENGAGED IN THAT INDUSTRIAL GROUP

Calculated from table 3 (0 = less than 1 per thousand)

County	Manufacture of furniture and fixtures	Manufacture of paper and paper products	Printing, publishing and allied industries	Manufacture of rubber products	Manufacture of chemical products	Manufacture of bricks, pottery, stone and glass, etc.
<b>TOTAL</b>	<b>1,000</b>	<b>1,000</b>	<b>1,000</b>	<b>1,000</b>	<b>1,000</b>	<b>1,000</b>
<b>LEINSTER</b>	<b>754</b>	<b>921</b>	<b>779</b>	<b>216</b>	<b>798</b>	<b>745</b>
Carlow	6	1	2	1	-	14
Dublin County Borough	483	532	607	169	565	273
Dún Laoghaire Borough	9	10	21	13	38	10
Dublin*	50	273	57	23	81	73
Kildare	7	65	7	1	2	43
Kilkenny	10	1	6	1	3	20
Laoighis	3	3	3	-	3	28
Longford	3	0	6	-	0	3
Louth	39	3	19	1	75	96
Meath	100	15	3	1	3	50
Offaly	14	0	3	-	1	9
Westmeath	6	1	7	1	1	1
Wexford	20	-	19	-	0	16
Wicklow	4	17	19	5	26	109
<b>MUNSTER</b>	<b>134</b>	<b>69</b>	<b>175</b>	<b>784</b>	<b>154</b>	<b>179</b>
Clare	3	21	4	-	0	8
Cork County Borough	44	26	75	438	72	18
Cork	29	11	34	335	47	51
Kerry	3	-	12	-	5	13
Limerick County Borough	25	1	16	2	3	16
Limerick	3	-	1	2	1	35
Tipperary, N.R.	4	6	4	-	4	12
Tipperary, S.R.	3	-	7	-	1	4
Waterford County Borough	18	4	19	5	10	19
Waterford	2	0	3	2	11	3
<b>CONNACHT</b>	<b>48</b>	<b>3</b>	<b>30</b>	<b>0</b>	<b>34</b>	<b>23</b>
Galway	26	1	12	-	25	8
Leitrim	1	-	1	0	0	0
Mayo	10	0	7	-	6	6
Roscommon	5	-	5	-	1	4
Sligo	6	2	5	0	2	5
<b>ULSTER (part of)</b>	<b>64</b>	<b>7</b>	<b>16</b>	<b>0</b>	<b>14</b>	<b>53</b>
Cavan	14	-	3	-	1	30
Donegal	3	2	9	0	10	13
Monaghan	47	5	4	-	3	10

\* Excluding Dún Laoghaire Borough

TABLE 5 (contd.) - PERSONS (MALES AND FEMALES) AT WORK IN EACH COUNTY AND COUNTY BOROUGH IN EACH INDUSTRIAL GROUP EXPRESSED PER 1,000 OF ALL PERSONS ENGAGED IN THAT INDUSTRIAL GROUP

Calculated from table 3 (0 = less than 1 per thousand)

County	Manufacture of metal products (excl. machinery and transport equipment)	Manufacture of machinery (excl. electrical machinery and transport equipment)	Manufacture of electrical machinery, apparatus, appliances and supplies	Manufacture of transport equipment	Miscellaneous manufacturing industries
<b>TOTAL</b>	<b>1,000</b>	<b>1,000</b>	<b>1,000</b>	<b>1,000</b>	<b>1,000</b>
<b>LEINSTER</b>	<b>522</b>	<b>793</b>	<b>927</b>	<b>641</b>	<b>761</b>
Carlow	10	23	1	8	2
Dublin County Borough	275	350	545	371	585
Dún Laoghaire Borough	7	36	40	17	22
Dublin*	44	56	180	60	54
Kildare	44	27	2	16	4
Kilkenny	17	6	5	13	6
Laoighis	13	11	4	8	8
Longford	6	-	1	4	1
Louth	14	6	27	73	37
Meath	16	20	2	14	8
Offaly	11	2	4	11	4
Westmeath	9	4	2	11	8
Wexford	45	238	47	18	11
Wicklow	11	14	67	17	11
<b>MUNSTER</b>	<b>332</b>	<b>168</b>	<b>55</b>	<b>250</b>	<b>143</b>
Clare	17	3	1	10	5
Cork County Borough	31	52	15	48	53
Cork	112	50	11	93	44
Kerry	25	7	1	17	3
Limerick County Borough	24	33	8	29	12
Limerick	20	5	1	12	2
Tipperary, N.R.	30	5	0	10	11
Tipperary, S.R.	26	3	2	17	5
Waterford County Borough	34	7	13	7	6
Waterford	13	3	3	7	2
<b>CONNACHT</b>	<b>88</b>	<b>26</b>	<b>13</b>	<b>63</b>	<b>59</b>
Galway	35	12	6	22	11
Leitrim	8	1	0	3	11
Mayo	17	4	3	19	34
Roscommon	12	2	2	8	1
Sligo	16	7	2	11	2
<b>ULSTER (part of)</b>	<b>58</b>	<b>13</b>	<b>5</b>	<b>46</b>	<b>37</b>
Cavan	25	0	0	11	4
Donegal	21	9	4	21	29
Monaghan	12	4	1	14	4

\* Excluding Dún Laoghaire Borough

TABLE 5 (contd.) - PERSONS (MALES AND FEMALES) AT WORK IN EACH COUNTY AND COUNTY BOROUGH IN EACH INDUSTRIAL GROUP EXPRESSED PER 1,000 OF ALL PERSONS ENGAGED IN THAT INDUSTRIAL GROUP

Calculated from table 3 (0 = less than 1 per thousand)

County	Construction	Electricity, gas, water and sanitary services	Commerce	Insurance, banking and finance	Transport, storage and communi- cation	Public ad- ministra- tion and defence
<b>TOTAL</b>	<b>1,000</b>	<b>1,000</b>	<b>1,000</b>	<b>1,000</b>	<b>1,000</b>	<b>1,000</b>
<b>LEINSTER</b>	<b>528</b>	<b>664</b>	<b>553</b>	<b>657</b>	<b>588</b>	<b>667</b>
Carlow	10	7	11	8	6	6
Dublin County Borough	210	434	301	392	346	382
Dún Laoghaire Borough	22	33	25	58	26	29
Dublin*	59	55	43	71	48	62
Kildare	27	15	17	12	15	65
Kilkenny	22	6	16	12	14	15
Laoighis	18	23	11	9	10	9
Longford	15	2	9	6	5	6
Louth	24	28	28	19	35	12
Meath	27	8	15	12	13	15
Offaly	18	5	15	10	11	7
Westmeath	23	17	15	10	18	27
Wexford	25	9	27	18	21	15
Wicklow	28	22	20	20	20	17
<b>MUNSTER</b>	<b>289</b>	<b>243</b>	<b>282</b>	<b>232</b>	<b>278</b>	<b>216</b>
Clare	26	14	16	12	19	18
Cork County Borough	25	47	45	33	52	32
Cork	80	58	82	83	68	68
Kerry	33	19	29	20	28	22
Limerick County Borough	22	38	27	21	36	20
Limerick	30	17	19	14	16	11
Tipperary, N.R.	19	6	15	12	13	11
Tipperary, S.R.	25	15	22	16	16	16
Waterford County Borough	12	21	15	11	22	9
Waterford	17	8	12	10	8	9
<b>CONNACHT</b>	<b>107</b>	<b>63</b>	<b>103</b>	<b>73</b>	<b>84</b>	<b>76</b>
Galway	45	26	34	26	29	30
Leitrim	9	3	8	6	8	6
Mayo	20	11	29	18	22	18
Roscommon	16	5	15	10	10	11
Sligo	17	18	17	13	15	11
<b>ULSTER (part of)</b>	<b>76</b>	<b>30</b>	<b>62</b>	<b>38</b>	<b>50</b>	<b>41</b>
Cavan	18	3	17	11	10	10
Donegal	40	23	29	17	29	22
Monaghan	18	4	16	10	11	9

\* Excluding Dún Laoghaire Borough

TABLE 5 (contd.) - PERSONS (MALES AND FEMALES) AT WORK IN EACH COUNTY AND COUNTY BOROUGH IN EACH INDUSTRIAL GROUP EXPRESSED PER 1,000 OF ALL PERSONS ENGAGED IN THAT INDUSTRIAL GROUP

Calculated from table 3 (0 = less than 1 per thousand)

County	Professions	Personal service	Entertainment and sport	Other industries or industry not stated	Total all industries
<b>TOTAL</b>	<b>1,000</b>	<b>1,000</b>	<b>1,000</b>	<b>1,000</b>	<b>1,000</b>
<b>LEINSTER</b>	<b>549</b>	<b>559</b>	<b>728</b>	<b>508</b>	<b>451</b>
Carlow	11	11	7	7	11
Dublin County Borough	259	249	422	299	183
Dún Laoghaire Borough	38	42	34	28	16
Dublin*	64	56	81	58	38
Kildare	23	22	55	10	22
Kilkenny	21	20	15	5	22
Laoighis	14	11	8	9	17
Longford	8	8	3	4	12
Louth	20	21	17	22	23
Meath	17	23	27	9	23
Offaly	15	12	6	8	18
Westmeath	17	16	13	8	18
Wexford	23	33	14	23	28
Wicklow	19	35	26	18	20
<b>MUNSTER</b>	<b>269</b>	<b>296</b>	<b>201</b>	<b>248</b>	<b>295</b>
Clare	19	17	5	19	28
Cork County Borough	31	34	35	37	24
Cork	82	91	41	64	90
Kerry	30	33	13	33	41
Limerick County Borough	21	24	26	16	15
Limerick	20	29	18	15	29
Tipperary, N.R.	15	16	8	10	19
Tipperary, S.R.	22	24	34	20	25
Waterford County Borough	14	11	11	17	8
Waterford	15	17	10	17	16
<b>CONNACHT</b>	<b>125</b>	<b>85</b>	<b>48</b>	<b>114</b>	<b>165</b>
Galway	52	33	18	35	55
Leitrim	8	6	4	8	15
Mayo	31	22	14	38	49
Roscommon	17	10	4	19	25
Sligo	17	14	8	14	21
<b>ULSTER (part of)</b>	<b>57</b>	<b>60</b>	<b>23</b>	<b>130</b>	<b>89</b>
Cavan	16	15	4	9	25
Donegal	24	32	12	102	44
Monaghan	17	13	7	19	20

\* Excluding Dún Laoghaire Borough

TABLE 6 - MALES AND FEMALES AT WORK IN EACH COUNTY

County	AGRICULTURE											
	FARMING AND STOCK-											
	Under 1 acre	1 and under 5 acres	5 and under 10 acres	10 and under 15 acres	15 and under 30 acres	30 and under 50 acres						
Code Number:	001	002	003	004	005	006						
	M.	F.	M.	F.	M.	F.	M.	F.	M.	F.	M.	F.
LEINSTER	37	6	628	168	2,404	679	3,670	805	16,461	2,925	20,006	3,311
Carlow	-	-	14	3	73	24	116	32	614	129	956	183
Dublin Co. Borough	5	1	15	-	14	-	17	1	48	1	64	5
Dún Laoghaire Borough	-	1	3	-	4	1	1	-	4	-	5	-
Dublin*	12	-	75	12	176	28	192	29	669	90	685	77
Kildare	2	-	33	18	144	26	182	39	979	132	1,035	157
Kilkenny	-	1	54	18	133	41	220	57	1,065	224	2,283	397
Laoighis	-	-	52	18	194	57	302	62	1,347	233	1,967	306
Longford	3	-	42	7	373	81	784	145	2,483	391	1,943	326
Louth	5	-	58	14	324	78	404	84	1,185	212	1,064	158
Meath	1	-	50	14	206	96	298	66	2,799	439	2,332	362
Offaly	1	2	45	19	186	48	279	77	1,493	318	2,249	382
Westmeath	4	1	70	11	213	59	379	90	1,792	353	2,007	344
Wexford	2	-	85	29	251	106	342	93	1,381	305	2,493	484
Wicklow	2	-	32	5	113	34	154	30	602	98	923	130
MUNSTER	19	8	859	225	2,926	741	4,706	1,051	19,894	3,945	31,043	5,539
Clare	6	1	110	22	394	99	766	177	4,165	800	5,521	967
Cork Co. Borough	-	-	1	-	1	-	2	1	9	1	17	2
Cork	4	3	180	54	793	187	1,289	298	4,819	943	8,365	1,559
Kerry	2	1	292	65	908	203	1,410	281	4,855	964	6,470	1,193
Limerick Co. Borough	1	1	15	1	12	1	18	2	23	7	28	3
Limerick	5	-	100	17	311	69	475	96	2,455	479	4,356	739
Tipperary, N.R.	-	1	46	30	181	70	260	60	1,211	304	2,503	457
Tipperary, S.R.	1	1	62	19	182	68	301	84	1,628	300	2,626	415
Waterford Co. Borough	-	-	1	-	3	1	1	-	5	-	3	-
Waterford	-	-	52	17	141	43	184	52	724	147	1,154	204
CONNACHT	24	9	2,758	704	9,493	2,027	14,371	2,914	42,862	7,562	28,194	4,430
Galway	13	1	885	159	3,167	509	3,301	584	10,765	1,921	10,629	1,624
Leitrim	1	1	64	15	594	135	1,446	319	5,238	945	2,993	529
Mayo	7	4	1,606	471	4,172	1,050	5,851	1,303	14,356	2,713	6,528	1,085
Roscommon	3	1	70	21	754	161	2,038	346	7,290	1,104	5,159	717
Sligo	-	2	133	38	806	172	1,735	362	5,213	879	2,885	475
ULSTER (part of)	17	4	2,697	685	5,373	1,272	6,709	1,368	16,042	2,872	12,040	1,825
Cavan	2	1	116	26	910	204	1,963	396	6,040	1,034	4,551	687
Donegal	14	3	2,478	583	3,707	811	3,394	628	5,803	978	4,341	664
Monaghan	1	-	103	76	756	257	1,352	344	4,199	860	3,148	474
TOTAL	97	27	6,942	1,782	20,196	4,719	29,456	6,138	95,259	17,304	91,283	15,105

\*Excluding Dún Laoghaire Borough

## AND COUNTY BOROUGH CLASSIFIED ACCORDING TO INDUSTRIES

AGRICULTURE (contd.)												County
REARING ON FARMS										OTHER AGRICULTURAL INDUSTRIES		
50 and under 100 acres		100 and under 200 acres		200 acres and over		Area un-defined		Total farming and stock-rearing		Market gardening, fruit, flower and seed growing and nursery gardening		
007		008		009		010		001-010		011-013		
M.	F.	M.	F.	M.	F.	M.	F.	M.	F.	M.	F.	
27,179	3,899	20,204	2,205	14,247	853	2,905	154	107,741	15,005	1,217	88	LEINSTER
1,580	253	1,296	120	706	40	133	4	5,488	788	30	1	Carlow
74	10	67	6	65	6	246	19	615	49	184	18	Dublin Co. Borough
6	2	19	2	12	-	37	6	91	12	99	11	Dún Laoghaire Borough
1,087	99	964	74	896	31	349	31	5,105	471	518	38	Dublin*
1,506	174	1,856	166	2,228	123	340	18	8,305	853	32	5	Kildare
4,077	595	2,898	366	1,184	91	146	9	12,060	1,799	31	3	Kilkenny
2,660	403	1,750	193	902	56	186	12	9,360	1,340	25	-	Laoighis
1,223	181	466	55	243	32	115	3	7,675	1,221	8	-	Longford
1,190	119	827	73	638	41	132	6	5,827	785	36	1	Louth
2,333	287	2,028	185	2,750	109	314	18	13,111	1,576	90	4	Meath
2,710	413	1,471	179	939	65	124	6	9,497	1,509	15	-	Offaly
1,944	323	1,156	139	1,057	81	218	9	8,840	1,410	16	-	Westmeath
4,966	783	3,714	445	1,473	98	313	5	15,020	2,348	38	2	Wexford
1,823	257	1,692	202	1,154	80	252	8	6,747	844	95	5	Wicklow
45,015	7,250	23,835	3,216	8,642	779	1,433	66	138,372	22,820	496	38	MUNSTER
5,036	817	1,664	250	700	78	111	6	18,473	3,217	12	-	Clare
25	1	19	2	3	-	31	3	108	10	39	1	Cork Co. Borough
15,546	2,655	9,639	1,339	2,761	219	440	20	43,836	7,277	251	24	Cork
7,527	1,333	2,537	410	849	125	247	7	25,097	4,582	21	-	Kerry
30	2	13	-	7	-	20	-	167	17	40	5	Limerick Co. Borough
6,472	920	3,056	368	999	89	171	15	18,400	2,792	23	-	Limerick
3,773	556	2,250	281	832	67	158	3	11,214	1,829	8	1	Tipperary, N.R.
4,081	541	2,414	278	1,281	99	115	6	12,691	1,811	35	3	Tipperary, S.R.
22	-	9	1	14	-	8	1	66	3	20	2	Waterford Co. Borough
2,503	425	2,234	287	1,196	102	132	5	8,320	1,282	47	2	Waterford
12,663	1,825	3,284	433	1,691	159	821	33	116,161	20,096	66	7	CONNACHT
5,250	747	1,366	173	789	71	283	5	36,448	5,794	32	4	Galway
1,239	180	216	35	40	1	110	3	11,941	2,163	-	-	Leitrim
2,512	404	608	98	386	39	152	16	36,178	7,183	11	1	Mayo
2,261	274	670	77	237	24	157	6	18,639	2,731	9	-	Roscommon
1,401	220	424	50	239	24	119	3	12,955	2,225	14	2	Sligo
8,265	976	3,074	258	1,211	82	818	26	56,246	9,368	56	3	ULSTER (part of)
2,484	273	555	41	223	14	189	6	17,033	2,682	5	-	Cavan
3,905	491	2,087	187	861	62	441	13	27,031	4,420	15	-	Donegal
1,876	212	432	30	127	6	188	7	12,182	2,266	36	3	Monaghan
93,122	13,950	50,397	6,112	25,791	1,873	5,977	279	418,520	67,289	1,835	136	TOTAL

\*Excluding Dún Laoghaire Borough

TABLE 6 (contd.) - MALES AND FEMALES AT WORK IN EACH COUNTY

County	AGRICULTURE (contd.)						FISHING					
	OTHER AGRICULTURAL INDUSTRIES (contd.)											
	Forestry		Other agricultural industries		Total agricultural industries		Sea fishing		Inland fishing		Total fishing	
Code Number;	014		015		001-015		016		017		016-017	
	M.	F.	M.	F.	M.	F.	M.	F.	M.	F.	M.	F.
<b>LEINSTER</b>	1,782	6	664	33	111,404	15,132	576	5	146	-	722	5
Carlow	36	-	34	2	5,588	791	-	-	3	-	3	-
Dublin Co. Borough	10	-	111	7	920	74	131	3	4	-	135	3
Dún Laoghaire Borough	2	1	8	2	200	26	42	-	-	-	42	-
Dublin*	49	-	42	2	5,714	511	72	-	2	-	74	-
Kildare	42	-	52	1	8,431	859	-	-	-	-	-	-
Kilkenny	210	-	36	2	12,337	1,804	-	-	67	-	67	-
Laoghaire	183	-	36	-	9,604	1,340	1	-	-	-	1	-
Longford	22	1	13	-	7,718	1,222	-	-	1	-	1	-
Louth	30	-	28	-	5,921	786	46	-	19	-	65	-
Meath	20	-	56	8	13,277	1,588	22	-	9	-	31	-
Offaly	62	-	18	3	9,592	1,512	-	-	1	-	1	-
Westmeath	45	-	39	-	8,940	1,410	-	-	14	-	14	-
Wexford	269	-	139	3	15,466	2,353	204	2	25	-	229	2
Wicklow	802	4	52	3	7,696	856	58	-	1	-	59	-
<b>MUNSTER</b>	1,109	4	605	78	140,582	22,940	1,125	4	235	-	1,360	4
Clare	128	-	51	2	18,664	3,219	40	-	7	-	47	-
Cork Co. Borough	2	-	17	5	166	16	22	-	1	-	23	-
Cork	255	1	186	49	44,528	7,351	399	2	56	-	455	2
Kerry	58	-	53	4	25,229	4,586	432	1	24	-	456	1
Limerick Co. Borough	2	-	3	1	212	23	9	-	15	-	24	-
Limerick	73	-	97	1	18,593	2,793	7	-	25	-	32	-
Tipperary, N.R.	48	-	61	8	11,331	1,838	-	-	1	-	1	-
Tipperary, S.R.	296	2	82	4	13,104	1,820	1	-	23	-	24	-
Waterford Co. Borough	1	-	4	-	91	5	2	-	-	-	2	-
Waterford	246	1	51	4	8,664	1,289	213	1	83	-	296	1
<b>CONNACHT</b>	452	-	258	14	116,937	20,117	248	1	59	1	307	2
Galway	285	-	118	3	36,883	5,801	127	1	16	-	143	1
Leitrim	32	-	13	1	11,986	2,164	2	-	2	-	4	-
Mayo	65	-	49	4	36,303	7,188	67	-	34	1	101	1
Roscommon	31	-	43	3	18,722	2,734	1	-	4	-	5	-
Sligo	39	-	35	3	13,043	2,230	51	-	3	-	54	-
<b>ULSTER (part of)</b>	151	1	182	17	56,635	9,389	471	2	26	-	497	2
Cavan	45	-	85	12	17,168	2,694	1	-	-	-	1	-
Donegal	80	1	59	3	27,185	4,424	470	2	25	-	495	2
Monaghan	26	-	38	2	12,282	2,271	-	-	1	-	1	-
<b>TOTAL</b>	<b>3,494</b>	<b>11</b>	<b>1,709</b>	<b>142</b>	<b>425,558</b>	<b>67,578</b>	<b>2,420</b>	<b>12</b>	<b>466</b>	<b>1</b>	<b>2,886</b>	<b>13</b>

\*Excluding Dún Laoghaire Borough.

## AND COUNTY BOROUGH CLASSIFIED ACCORDING TO INDUSTRIES

MINING, QUARRYING AND TURF PRODUCTION												County
Coal mining		Stone quarrying		Clay, sand and gravel pits		Other mining and quarrying		Turf development and production (Bórd na Móna)		Turf development and production (Local authority)		
018		019		021		020,022,023		024		025		
M.	F.	M.	F.	M.	F.	M.	F.	M.	F.	M.	F.	
856	10	239	-	509	6	220	4	3,136	94	441	2	LEINSTER
39	-	23	-	3	-	5	-	4	1	1	-	Carlow
5	3	4	-	41	2	15	2	100	46	-	-	Dublin Co. Borough
1	-	-	-	9	-	-	-	9	5	-	-	Dún Laoghaire Borough
-	-	104	-	138	2	3	-	26	9	-	-	Dublin*
-	-	8	-	115	-	-	-	1,398	18	8	-	Kildare
488	4	29	-	8	-	12	-	32	-	83	1	Kilkenny
317	3	28	-	17	-	7	-	104	1	118	-	Laoighis
-	-	5	-	9	-	-	-	131	-	117	1	Longford
2	-	4	-	29	-	-	-	1	-	2	-	Louth
-	-	13	-	19	1	62	-	67	3	9	-	Meath
2	-	2	-	9	-	1	-	1,051	11	27	-	Offaly
1	-	1	-	3	-	-	-	209	-	73	-	Westmeath
-	-	3	-	8	-	-	-	2	-	-	-	Wexford
1	-	15	-	101	1	115	2	2	-	3	-	Wicklow
211	3	149	1	391	2	331	9	507	5	355	2	MUNSTER
-	-	6	-	9	-	4	-	35	-	20	-	Clare
-	-	-	-	22	1	-	-	3	-	-	-	Cork Co. Borough
-	-	83	-	261	1	70	1	20	-	92	-	Cork
1	-	24	-	9	-	1	-	159	5	68	-	Kerry
-	-	1	-	8	-	-	-	-	-	-	-	Limerick Co. Borough
1	-	17	-	45	-	3	-	7	-	147	1	Limerick
3	2	14	-	9	-	246	8	220	-	9	1	Tipperary, N.R.
206	1	1	-	10	-	1	-	63	-	5	-	Tipperary, S.R.
-	-	1	-	5	-	-	-	-	-	-	-	Waterford Co. Borough
-	-	2	1	13	-	6	-	-	-	14	-	Waterford
484	9	33	-	45	2	107	4	553	3	258	-	CONNACHT
1	-	20	-	15	-	1	-	166	-	102	-	Galway
144	4	2	-	3	-	7	-	1	-	8	-	Leitrim
-	-	5	-	1	-	-	-	132	1	15	-	Mayo
280	3	6	-	14	-	1	-	226	2	106	-	Roscommon
59	2	-	-	12	2	98	4	28	-	27	-	Sligo
3	1	124	-	35	-	69	2	93	-	71	3	ULSTER (part of)
-	-	8	-	5	-	41	-	15	-	32	-	Cavan
3	1	10	-	26	-	1	-	72	-	34	3	Donegal
-	-	106	-	4	-	27	2	6	-	5	-	Monaghan
1,554	23	545	1	980	10	727	19	4,289	102	1,125	7	TOTAL

\*Excluding Dún Laoghaire Borough.

TABLE 6 (contd.) - MALES AND FEMALES AT WORK IN EACH COUNTY

County	MINING, QUARRYING AND TURF PRODUCTION (contd.)				MANUFACTURE OF FOOD							
	Other turf production		Total mining quarrying and turf production		GRAIN MILLING						Bread and flour confectionery (incl. other cereal foods)	
					Flour milling		Other grain milling		Total grain milling			
Code Number:	026		018-026		027		028		027-028		029	
	M.	F.	M.	F.	M.	F.	M.	F.	M.	F.	M.	F.
LEINSTER	303	3	5,704	119	1,372	125	358	55	1,730	180	4,014	1,124
Carlow	1	-	76	1	121	4	7	-	128	4	70	16
Dublin Co. Borough	2	-	167	53	530	61	51	11	581	72	2,136	690
Dún Laoghaire Borough	-	-	19	5	13	2	4	-	17	2	136	36
Dublin*	4	-	275	11	114	11	8	1	122	12	249	99
Kildare	94	1	1,623	19	80	11	9	2	89	13	146	25
Kilkenny	-	-	652	5	86	6	46	1	132	7	161	25
Laoghis	17	-	608	4	113	9	6	-	119	9	79	12
Longford	4	-	266	1	3	1	13	-	16	1	70	7
Louth	2	-	40	-	14	2	89	24	103	26	318	64
Meath	8	-	178	4	7	3	28	2	35	5	138	27
Offaly	156	2	1,248	13	76	4	29	1	105	5	102	16
Westmeath	15	-	302	-	4	-	4	-	8	-	114	14
Wexford	-	-	13	-	117	10	42	4	159	14	162	58
Wicklow	-	-	237	3	94	1	22	9	116	10	133	35
MUNSTER	175	1	2,119	23	1,638	123	676	56	2,314	179	2,376	601
Clare	9	-	83	-	57	1	11	-	68	1	111	24
Cork Co. Borough	3	-	28	1	355	19	73	7	428	26	465	161
Cork	37	-	563	2	462	34	355	25	817	59	686	181
Kerry	58	1	320	6	17	1	106	9	123	10	215	33
Limerick Co. Borough	-	-	9	-	529	48	6	-	535	48	206	48
Limerick	31	-	251	1	29	4	10	2	39	6	119	21
Tipperary, N.R.	21	-	522	11	6	-	16	1	22	1	108	22
Tipperary, S.R.	11	-	297	1	110	9	28	4	138	13	211	42
Waterford Co. Borough	-	-	6	-	62	5	27	4	89	9	123	53
Waterford	5	-	40	1	11	2	44	4	55	6	132	16
CONNACHT	51	2	1,531	20	261	22	148	18	409	40	592	141
Galway	15	-	320	-	74	8	38	3	112	11	193	62
Leitrim	2	-	167	4	2	1	18	1	20	2	60	6
Mayo	12	2	165	3	46	2	52	14	98	16	142	41
Roscommon	17	-	650	5	15	2	23	-	38	2	75	12
Sligo	5	-	229	8	124	9	17	-	141	9	122	20
ULSTER (part of)	10	-	405	6	60	3	216	11	276	14	373	80
Cavan	2	-	103	-	10	-	28	-	38	-	61	15
Donegal	7	-	153	4	48	2	130	6	178	8	244	48
Monaghan	1	-	149	2	2	1	58	5	60	6	68	17
<b>TOTAL</b>	<b>539</b>	<b>6</b>	<b>9,759</b>	<b>169</b>	<b>3,331</b>	<b>273</b>	<b>1,398</b>	<b>140</b>	<b>4,729</b>	<b>413</b>	<b>7,355</b>	<b>1,946</b>

\*Excluding Dún Laoghaire Borough.

## AND COUNTY BOROUGH CLASSIFIED ACCORDING TO INDUSTRIES

MANUFACTURE OF FOOD (contd.)												County
Biscuits		Sugar		Sweets, chocolates, sugar confectionery and cocoa		Jam and jelly making and canning and preserving of fruits and vegetables		Bacon curing and manufacturing of sausages and pig meat products		Canning and preserving of meat and manufacture of meat products (excl. pig meat)		
030		031		032		033		034		035		
M.	F.	M.	F.	M.	F.	M.	F.	M.	F.	M.	F.	
819	1,514	525	49	1,166	2,455	780	1,551	475	200	215	152	LEINSTER
-	-	408	29	2	4	1	1	47	6	-	-	Carlow
746	1,406	23	12	887	2,027	559	1,289	217	140	92	112	Dublin Co. Borough
19	24	5	2	27	46	9	2	6	4	1	-	Dún Laoghaire Borough
47	77	2	4	202	306	192	201	27	10	11	4	Dublin *
-	-	11	1	1	4	11	44	1	1	-	-	Kildare
-	-	6	-	9	3	1	-	40	5	76	24	Kilkenny
-	-	52	1	1	2	-	2	44	8	1	-	Laoighis
-	-	-	-	3	4	-	-	1	-	-	-	Longford
-	-	5	-	3	1	1	1	2	1	1	1	Louth
1	-	-	-	-	4	2	2	-	-	1	-	Meath
-	-	-	-	-	-	-	-	20	8	11	8	Offaly
-	-	-	-	2	4	-	1	12	-	1	-	Westmeath
-	-	10	-	-	2	-	-	52	14	20	2	Wexford
6	7	3	-	29	48	4	8	6	3	-	1	Wicklow
32	14	740	39	307	194	63	69	1,089	595	305	121	MUNSTER
1	-	-	-	5	9	-	-	2	1	-	-	Clare
2	-	7	-	31	71	33	40	223	146	2	-	Cork Co. Borough
2	-	412	19	92	20	23	11	93	33	3	2	Cork
-	-	3	-	82	5	-	-	134	69	-	-	Kerry
22	13	3	1	60	81	1	2	255	174	35	20	Limerick Co. Borough
2	-	2	-	2	-	-	-	8	3	3	1	Limerick
-	-	288	16	1	2	2	2	42	12	147	51	Tipperary, N.R.
2	-	22	3	24	-	2	6	22	14	80	25	Tipperary, S.R.
-	1	1	-	8	6	1	7	275	139	27	22	Waterford Co. Borough
1	-	2	-	2	-	1	1	35	4	8	-	Waterford
-	-	313	29	10	29	3	15	279	126	1	1	CONNACHT
-	-	307	28	1	3	1	1	7	-	1	1	Galway
-	-	-	-	-	-	-	13	1	4	-	-	Leitrim
-	-	5	1	4	9	-	-	169	78	-	-	Mayo
-	-	-	-	-	-	1	1	27	4	-	-	Roscommon
-	-	1	-	5	17	1	-	75	40	-	-	Sligo
-	-	1	3	24	49	12	10	109	51	-	-	ULSTER (part of)
-	-	-	1	2	1	4	-	72	37	-	-	Cavan
-	-	1	1	21	45	1	6	23	13	-	-	Donegal
-	-	-	1	1	3	7	4	14	1	-	-	Monaghan
851	1,528	1,579	120	1,507	2,727	858	1,645	1,952	972	521	274	TOTAL

\*Excluding Dún Laoghaire Borough.

TABLE 6 (contd.) - MALES AND FEMALES AT WORK IN EACH COUNTY

County	MANUFACTURE OF FOOD (contd.)						BEVERAGE INDUSTRIES					
	Creameries and other milk derivative industries		Other foodmaking and preparing industries		Total manufacture of food		Malting		Brewing		Distilling, rectifying and blending of potable spirits	
Code Number:	036-037		038		027-038		039		040		041	
	M.	F.	M.	F.	M.	F.	M.	F.	M.	F.	M.	F.
<b>LEINSTER</b>	496	122	455	340	10,675	7,687	787	26	4,067	352	653	76
Carlow	3	-	1	-	660	60	54	-	1	-	-	-
Dublin Co. Borough	65	32	301	295	5,607	6,075	135	3	3,068	263	414	52
Dún Laoghaire Borough	3	-	11	1	234	117	12	-	97	22	21	5
Dublin*	89	26	83	27	1,024	766	12	1	346	25	52	7
Kildare	-	-	2	-	261	88	84	3	10	1	10	1
Kilkenny	249	43	-	-	674	107	27	-	177	15	2	-
Laoighis	32	3	3	-	331	37	64	5	81	-	1	-
Longford	1	-	-	-	91	12	-	-	-	-	-	-
Louth	2	1	36	12	471	107	-	-	199	5	4	1
Meath	3	-	9	3	189	41	1	-	20	2	-	-
Offaly	12	6	4	1	254	44	182	13	4	1	63	9
Westmeath	2	4	1	1	140	24	1	-	1	-	76	1
Wexford	28	4	1	-	432	94	214	1	32	8	6	-
Wicklow	7	3	3	-	307	115	1	-	31	10	4	-
<b>MUNSTER</b>	3,096	542	193	65	10,515	2,419	99	7	524	40	211	37
Clare	146	20	6	-	339	55	1	-	3	1	-	-
Cork Co. Borough	36	32	91	42	1,318	518	4	-	307	15	71	24
Cork	1,114	180	63	16	3,305	521	34	4	145	9	136	11
Kerry	313	26	1	-	871	143	-	-	3	-	-	-
Limerick Co. Borough	222	140	3	-	1,342	527	1	-	19	4	-	-
Limerick	599	72	4	-	778	103	-	-	4	-	-	-
Tipperary, N.R.	123	9	6	1	739	116	59	3	2	-	-	-
Tipperary, S.R.	312	36	5	1	818	140	-	-	4	1	-	-
Waterford Co. Borough	14	3	9	3	547	243	-	-	15	2	1	-
Waterford	217	24	5	2	458	53	-	-	22	8	3	2
<b>CONNACHT</b>	180	35	13	1	1,800	417	2	1	53	6	4	-
Galway	10	4	4	-	636	110	2	1	18	2	1	-
Leitrim	53	11	-	-	134	36	-	-	-	-	-	-
Mayo	3	-	1	-	422	145	-	-	3	-	1	-
Roscommon	11	5	3	-	155	24	-	-	1	-	-	-
Sligo	103	15	5	1	453	102	-	-	31	4	2	-
<b>ULSTER (part of)</b>	216	49	7	6	1,018	262	1	-	4	1	2	-
Cavan	89	16	2	-	268	70	-	-	2	1	-	-
Donegal	29	10	5	6	502	137	1	-	-	-	1	-
Monaghan	98	23	-	-	248	55	-	-	2	-	1	-
<b>TOTAL</b>	<b>3,988</b>	<b>748</b>	<b>668</b>	<b>412</b>	<b>24,008</b>	<b>10,785</b>	<b>889</b>	<b>34</b>	<b>4,648</b>	<b>399</b>	<b>870</b>	<b>113</b>

\*Excluding Dún Laoghaire Borough.

## AND COUNTY BOROUGH CLASSIFIED ACCORDING TO INDUSTRIES

BEVERAGE INDUSTRIES (contd.)						MANUFACTURE OF TEXTILES						County
Soft drinks		Manufacture of other beverages and bottling of beer, wine and spirits, etc.		Total beverage industries		TOBACCO INDUSTRY		Flax scutch mills		Linen, cotton and poplin-spinning, weaving and finishing		
042		043		039-043		044		045		046		
M.	F.	M.	F.	M.	F.	M.	F.	M.	F.	M.	F.	
788	80	119	22	6,414	556	1,047	1,395	8	2	1,072	1,548	LEINSTER
95	2	2	-	152	2	-	-	-	-	-	-	Carlow
433	40	64	15	4,114	373	761	1,074	5	2	179	407	Dublin Co. Borough
14	-	2	-	146	27	48	25	-	-	14	42	Dún Laoghaire Borough
33	3	7	1	450	37	109	62	-	-	71	110	Dublin*
11	1	4	-	119	6	-	-	1	-	56	80	Kildare
18	-	4	1	228	16	-	-	-	-	1	-	Kilkenny
5	-	3	-	154	5	1	-	-	-	-	-	Laoighis
1	-	-	-	1	-	-	-	-	-	7	12	Longford
47	2	7	-	257	8	117	231	-	-	262	640	Louth
33	5	5	-	59	7	-	-	-	-	63	76	Meath
29	8	9	5	287	36	1	-	-	-	1	17	Offaly
6	4	6	-	90	5	2	-	1	-	416	164	Westmeath
60	15	5	-	317	24	-	-	1	-	-	-	Wexford
3	-	1	-	40	10	8	3	-	-	2	-	Wicklow
571	110	182	47	1,587	241	111	139	31	2	7	6	MUNSTER
19	2	-	-	23	3	1	-	-	-	-	-	Clare
66	42	5	2	453	83	18	10	-	-	1	4	Cork Co. Borough
159	13	36	2	510	39	23	3	30	2	2	1	Cork
72	3	1	-	76	3	3	-	1	-	2	1	Kerry
54	6	-	-	74	10	53	124	-	-	-	-	Limerick Co. Borough
56	1	1	-	61	1	10	2	-	-	-	-	Limerick
55	19	6	1	122	23	-	-	-	-	-	-	Tipperary, N.R.
64	17	87	34	155	52	3	-	-	-	-	-	Tipperary, S.R.
15	2	28	2	59	6	-	-	-	-	-	-	Waterford Co. Borough
11	5	18	6	54	21	-	-	-	-	2	-	Waterford
213	32	6	-	278	39	12	-	2	-	56	84	CONNACHT
106	12	3	-	130	15	4	-	-	-	-	-	Galway
2	-	-	-	2	-	-	-	-	-	-	-	Leitrim
62	8	1	-	67	8	5	-	2	-	21	59	Mayo
9	3	2	-	12	3	-	-	-	-	35	25	Roscommon
34	9	-	-	67	13	3	-	-	-	-	-	Sligo
79	11	29	3	115	15	13	4	272	10	7	17	ULSTER (part of)
26	1	-	-	28	2	1	-	22	-	4	3	Cavan
29	3	29	3	60	6	12	4	167	9	3	13	Donegal
24	7	-	-	27	7	-	-	83	1	-	1	Monaghan
<b>1,651</b>	<b>233</b>	<b>336</b>	<b>72</b>	<b>8,394</b>	<b>851</b>	<b>1,183</b>	<b>1,538</b>	<b>313</b>	<b>14</b>	<b>1,142</b>	<b>1,655</b>	<b>TOTAL</b>

\*Excluding Dún Laoghaire Borough.

TABLE 6 (contd.) - MALES AND FEMALES AT WORK IN EACH COUNTY

County	MANUFACTURE OF TEXTILES (contd.)											
	Woollen and worsted-spinning, weaving and finishing		Carpets and floor rugs		Cordage, rope, twine, net and other related goods		Jute and hemp-spinning and weaving		Hosiery and knitted goods		Other textile manufactures (excl. apparel and made-up goods)	
	Code Number: 047		048		052		053		054		049-051, 055	
	M.	F.	M.	F.	M.	F.	M.	F.	M.	F.	M.	F.
<b>LEINSTER</b>	862	1,022	50	165	334	73	328	236	743	1,740	150	172
Carlow	9	1	1	-	-	-	-	-	-	2	-	-
Dublin Co. Borough	64	63	19	24	15	19	7	7	369	1,056	96	105
Dún Laoghaire Borough	14	8	1	1	1	-	1	-	122	216	5	1
Dublin*	157	144	3	4	3	1	4	-	233	344	19	14
Kildare	24	21	-	-	312	47	-	-	-	3	7	5
Kilkenny	101	72	-	-	-	3	2	10	8	71	1	-
Laoighis	131	176	-	-	-	-	-	-	-	-	-	-
Longford	6	2	-	-	-	-	-	-	2	-	8	24
Louth	3	16	-	-	2	-	1	1	4	13	10	17
Meath	73	68	26	135	-	1	-	-	3	21	1	-
Offaly	203	381	-	1	-	2	313	218	2	1	1	1
Westmeath	29	54	-	-	1	-	-	-	-	-	-	-
Wexford	22	4	-	-	-	-	-	-	-	4	-	-
Wicklow	26	12	-	-	-	-	-	-	-	9	2	5
<b>MUNSTER</b>	1,087	1,005	13	14	10	6	117	362	465	1,390	238	330
Clare	81	28	1	1	-	-	-	-	5	57	71	202
Cork Co. Borough	101	158	3	2	5	3	-	4	272	709	5	13
Cork	782	746	5	11	2	-	-	-	180	555	100	110
Kerry	12	17	-	-	1	-	-	-	1	27	1	-
Limerick Co. Borough	4	-	1	-	2	-	2	1	1	22	-	2
Limerick	1	-	2	-	-	-	-	-	1	7	-	-
Tipperary, N.R.	14	4	1	-	-	-	-	-	1	8	-	-
Tipperary, S.R.	91	52	-	-	-	-	-	-	2	4	59	1
Waterford Co. Borough	-	-	-	-	-	2	111	352	-	-	1	2
Waterford	1	-	-	-	-	1	4	5	2	1	1	-
<b>CONNACHT</b>	183	163	-	-	4	4	1	-	9	331	10	28
Galway	65	55	-	-	2	-	1	-	2	105	1	-
Leitrim	-	-	-	-	-	-	-	-	-	3	-	4
Mayo	109	102	-	-	-	4	-	-	6	208	6	19
Roscommon	8	2	-	-	-	-	-	-	-	6	2	1
Sligo	1	4	-	-	2	-	-	-	1	9	1	4
<b>ULSTER (part of)</b>	282	304	3	19	1	-	-	1	131	547	3	69
Cavan	32	30	-	-	-	-	-	-	-	-	1	-
Donegal	248	273	3	19	1	-	-	1	131	538	2	65
Monaghan	2	1	-	-	-	-	-	-	-	9	-	4
<b>TOTAL</b>	<b>2,414</b>	<b>2,494</b>	<b>66</b>	<b>198</b>	<b>349</b>	<b>83</b>	<b>446</b>	<b>599</b>	<b>1,348</b>	<b>4,008</b>	<b>401</b>	<b>599</b>

\*Excluding Dún Laoghaire Borough

## AND COUNTY BOROUGH CLASSIFIED ACCORDING TO INDUSTRIES

MANUFACTURE OF TEXTILES (contd.)		MANUFACTURE OF TEXTILE MADE-UP GOODS (excl. clothing)										County
Total manufacture of textiles		Jute and hemp made-up goods		Made-up goods from other materials		Upholstering		Bedding and mattress manufacture (not wire)		Total manufacture of textile made-up goods (excl. clothing)		
045-055		057		056,058		059		060		056-060		
M.	F.	M.	F.	M.	F.	M.	F.	M.	F.	M.	F.	
3,547	4,958	99	263	78	176	308	124	264	135	749	698	LEINSTER
10	3	2	-	2	-	-	-	-	-	4	-	Carlow
754	1,683	64	232	35	117	258	118	241	125	598	592	Dublin Co. Borough
158	268	8	1	6	9	7	1	1	1	22	12	Dún Laoghaire Borough
490	617	9	9	7	17	21	1	18	6	55	33	Dublin*
400	156	3	-	-	16	4	1	-	-	7	17	Kildare
113	156	1	6	-	4	-	-	-	-	1	10	Kilkenny
131	176	-	-	1	-	1	-	-	-	2	-	Laoghias
23	38	-	-	-	-	1	-	-	-	1	-	Longford
282	687	6	12	1	9	4	2	-	-	11	23	Louth
166	301	1	1	-	2	2	-	2	2	5	5	Meath
520	621	3	-	-	-	-	-	-	-	3	-	Offaly
447	218	-	-	-	2	4	-	-	1	4	3	Westmeath
23	8	-	-	18	-	1	1	-	-	19	1	Wexford
30	26	2	2	8	-	5	-	2	-	17	2	Wicklow
1,968	3,115	41	194	30	35	54	18	103	58	228	305	MUNSTER
158	288	-	2	1	1	3	-	-	-	4	3	Clare
387	893	3	18	12	9	13	7	72	43	100	77	Cork Co. Borough
1,101	1,425	2	5	6	7	3	2	18	4	29	18	Cork
18	45	-	-	-	-	-	-	-	1	-	1	Kerry
10	25	1	15	-	-	12	6	12	10	25	31	Limerick Co. Borough
4	7	1	3	-	-	-	-	-	-	1	3	Limerick
16	12	-	-	1	2	3	-	-	-	4	2	Tipperary, N.R.
152	57	-	-	7	-	3	-	-	-	10	-	Tipperary, S.R.
112	356	31	146	3	16	16	3	1	-	51	165	Waterford Co. Borough
10	7	3	5	-	-	1	-	-	-	4	5	Waterford
265	610	-	13	2	10	11	2	3	4	16	29	CONNACHT
71	160	-	13	1	2	8	2	2	4	11	21	Galway
-	7	-	-	-	-	-	-	-	-	-	-	Leitrim
144	392	-	-	1	6	1	-	-	-	2	6	Mayo
45	34	-	-	-	-	2	-	-	-	2	-	Roscommon
5	17	-	-	-	2	-	-	1	-	1	2	Sligo
699	967	1	-	4	15	-	-	2	-	7	15	ULSTER (part of)
59	33	1	-	-	1	-	-	-	-	1	1	Cavan
555	918	-	-	3	9	-	-	2	-	5	9	Donegal
85	16	-	-	1	5	-	-	-	-	1	5	Monaghan
6,479	9,650	141	470	114	236	373	144	372	197	1,000	1,047	TOTAL

\*Excluding Dún Laoghaire Borough

TABLE 6 (contd.) - MALES AND FEMALES AT WORK IN EACH COUNTY

County	MANUFACTURE OF CLOTHING (incl. Boots and Shoes)											
	Men's and boys' ready-made outer clothing		Women's and girls' ready-made outer clothing		Handicraft tailoring, dressmaking and millinery		Women's and girls' ready-made under-clothing		Shirts and collars		Handkerchiefs, scarves and ties	
	Code Number: 061		062		063		064		065		066	
	M.	F.	M.	F.	M.	F.	M.	F.	M.	F.	M.	F.
<b>LEINSTER</b>	1,482	3,642	762	4,426	1,359	3,324	113	899	132	869	58	266
Carlow	1	-	-	-	36	50	-	-	-	-	-	-
Dublin Co. Borough	1,289	3,053	619	3,753	667	1,987	73	743	89	690	52	229
Dún Laoghaire Borough	25	7	31	83	35	108	9	9	19	31	1	1
Dublin*	84	97	72	257	58	263	19	70	23	135	3	15
Kildare	16	37	18	88	39	69	-	3	-	-	-	-
Kilkenny	2	-	-	-	53	80	-	-	-	-	-	-
Laoighis	-	-	-	-	49	57	-	-	-	-	-	-
Longford	4	-	-	-	44	32	-	-	-	-	-	-
Louth	43	370	13	199	64	125	11	71	-	2	2	21
Meath	13	73	1	13	52	117	1	1	-	1	-	-
Offaly	1	-	-	-	49	90	-	-	1	-	-	-
Westmeath	2	-	1	-	66	106	-	-	-	-	-	-
Wexford	-	-	-	-	101	160	-	-	-	1	-	-
Wicklow	2	5	7	33	46	80	-	2	-	9	-	-
<b>MUNSTER</b>	200	416	40	189	1,117	1,680	8	7	14	109	-	-
Clare	4	-	-	1	81	116	1	-	-	-	-	-
Cork Co. Borough	58	171	2	35	82	290	-	5	7	87	-	-
Cork	69	115	4	25	316	468	5	2	5	19	-	-
Kerry	1	-	-	1	242	171	-	-	-	-	-	-
Limerick Co. Borough	57	107	29	111	41	170	-	-	-	1	-	-
Limerick	1	3	-	1	95	178	-	-	-	-	-	-
Tipperary, N.R.	1	-	-	-	78	78	-	-	-	-	-	-
Tipperary, S.R.	8	19	5	15	120	96	2	-	-	2	-	-
Waterford Co. Borough	1	1	-	-	29	47	-	-	1	-	-	-
Waterford	-	-	-	-	33	66	-	-	1	-	-	-
<b>CONNACHT</b>	29	2	2	19	617	895	3	7	5	28	-	3
Galway	13	1	-	4	201	360	2	1	-	-	-	1
Leitrim	-	-	-	-	83	55	-	-	-	-	-	1
Mayo	-	1	2	14	195	252	1	5	5	28	-	-
Roscommon	15	-	-	1	71	108	-	1	-	-	-	1
Sligo	1	-	-	-	67	120	-	-	-	-	-	-
<b>ULSTER (part of)</b>	14	-	3	27	317	455	3	58	72	1,006	-	-
Cavan	5	-	-	-	73	102	-	-	-	1	-	-
Donegal	5	-	2	4	175	242	2	45	70	982	-	-
Monaghan	4	-	1	23	69	111	1	13	2	23	-	-
<b>TOTAL</b>	<b>1,725</b>	<b>4,060</b>	<b>807</b>	<b>4,661</b>	<b>3,410</b>	<b>6,354</b>	<b>127</b>	<b>971</b>	<b>223</b>	<b>2,012</b>	<b>58</b>	<b>269</b>

\* Excluding Dún Laoghaire Borough

## AND COUNTY BOROUGH CLASSIFIED ACCORDING TO INDUSTRIES

MANUFACTURE OF CLOTHING (incl. Boots and Shoes) (contd.)										PREPARATION OF SKINS AND LEATHER AND MANUFACTURE OF LEATHER GOODS (excl. boots and shoes)		County
Boots and shoes (not rubber) - hand manufacture (incl. the repair of footwear)		Boots and shoes (not rubber) - factory manufacture		Hat and cap manufacture (excl. hand-draft millinery)		Other clothing manufacture		Total manufacture of clothing (incl. boots and shoes)		Preparation of furs		
067	068	069	070	061-070	071	M.	F.	M.	F.	M.	F.	
1,306	40	2,180	1,832	50	90	108	279	7,550	15,667	119	133	LEINSTER
23	-	66	24	-	-	-	-	126	74	-	-	Carlow
643	31	368	278	40	85	69	181	3,909	11,030	114	126	Dublin Co. Borough
53	1	22	23	4	-	12	16	211	279	1	2	Dún Laoghaire Borough
77	2	43	15	6	3	15	51	400	908	2	4	Dublin*
54	1	21	38	-	-	-	-	148	236	-	-	Kildare
49	-	160	112	-	-	-	1	264	193	-	-	Kilkenny
37	-	5	6	-	-	-	-	91	63	-	-	Laoighis
28	-	-	1	-	1	-	-	76	34	-	-	Longford
69	1	1,156	1,028	-	-	2	8	1,360	1,825	1	-	Louth
43	1	112	103	-	-	-	1	222	310	-	-	Meath
30	-	218	204	-	-	-	-	299	294	-	-	Offaly
46	-	1	-	-	-	-	-	116	106	-	-	Westmeath
89	-	4	-	-	-	-	-	194	161	-	-	Wexford
65	3	4	-	-	1	10	21	134	154	1	1	Wicklow
1,104	22	946	747	32	46	29	116	3,490	3,332	10	10	MUNSTER
74	-	3	1	-	-	-	-	163	118	-	-	Clare
106	8	270	252	26	39	7	42	558	929	1	9	Cork Co. Borough
344	7	76	52	6	7	1	28	826	723	6	1	Cork
176	1	244	167	-	-	-	-	663	340	-	-	Kerry
68	2	123	98	-	-	1	-	319	489	-	-	Limerick Co. Borough
115	2	3	3	-	-	-	2	214	189	-	-	Limerick
58	-	7	1	-	-	1	-	145	79	-	-	Tipperary, N.R.
85	1	163	149	-	-	19	43	402	325	2	-	Tipperary, S.R.
44	1	49	23	-	-	-	-	124	72	-	-	Waterford Co. Borough
34	-	8	1	-	-	-	1	76	68	1	-	Waterford
321	2	158	123	123	150	2	17	1,260	1,246	-	-	CONNACHT
103	2	83	64	55	66	2	12	459	511	-	-	Galway
43	-	-	-	-	-	-	2	126	58	-	-	Leitrim
110	-	60	48	68	84	-	2	441	434	-	-	Mayo
34	-	9	9	-	-	-	-	129	120	-	-	Roscommon
31	-	6	2	-	-	-	1	105	123	-	-	Sligo
305	4	464	340	-	-	2	2	1,180	1,892	1	-	ULSTER (part of)
74	-	172	81	-	-	-	1	324	185	1	-	Cavan
163	1	1	1	-	-	2	1	420	1,276	-	-	Donegal
68	3	291	258	-	-	-	-	436	431	-	-	Monaghan
3,036	68	3,748	3,042	205	286	141	414	13,480	22,137	130	143	TOTAL

\* Excluding Dún Laoghaire Borough

TABLE 6 (contd.) - MALES AND FEMALES AT WORK IN EACH COUNTY

County	PREPARATION OF SKINS AND LEATHER AND MANUFACTURE OF LEATHER GOODS (excl. boots and shoes) (contd.)						MANUFACTURES OF WOOD AND CORK (excl. furniture)					
	Tanning and dressing of leather		Other preparations and manufacture of leather and leather substitute products (excl. footwear and other wearing apparel)		Total preparation of skins and leather and manufacture of leather goods (excl. boots and shoes)		Sawmills and joinery works		General and jobbing carpentry		Other wood manufactures	
Code Number :	072		073		071-073		074		075		076-079	
	M.	F.	M.	F.	M.	F.	M.	F.	M.	F.	M.	F.
<b>LEINSTER</b>	392	36	545	413	1,056	582	1,108	21	1,932	3	757	66
Carlow	35	10	15	2	50	12	19	-	77	-	7	1
Dublin Co. Borough	49	14	204	243	367	383	352	7	309	-	522	54
Dún Laoghaire Borough	9	-	9	2	19	4	5	-	37	1	6	-
Dublin*	8	-	29	13	39	17	50	-	125	1	45	2
Kildare	9	3	23	3	32	6	35	-	98	-	10	1
Kilkenny	36	5	23	-	59	5	88	1	201	-	20	2
Laoighis	10	-	35	109	45	109	86	5	127	-	26	3
Longford	1	-	7	-	8	-	48	-	75	-	12	-
Louth	4	-	24	3	29	3	46	1	98	-	15	-
Meath	-	-	18	-	18	-	99	4	166	1	19	2
Offaly	-	-	27	25	27	25	41	-	132	-	8	-
Westmeath	-	1	33	-	33	1	71	-	146	-	18	1
Wexford	227	3	71	4	298	7	68	3	212	-	29	-
Wicklow	4	-	27	9	32	10	100	-	129	-	20	-
<b>MUNSTER</b>	795	55	426	16	1,231	81	815	21	2,557	2	190	28
Clare	1	-	26	-	27	-	52	1	284	1	9	-
Cork Co. Borough	4	2	33	12	38	23	130	2	33	1	36	11
Cork	7	2	141	2	154	5	193	4	831	-	47	10
Kerry	7	-	44	-	51	-	52	2	516	-	7	-
Limerick Co. Borough	86	2	22	1	108	3	131	4	32	-	14	-
Limerick	3	-	60	-	63	-	21	-	338	-	7	-
Tipperary, N.R.	1	-	27	-	28	-	55	-	187	-	20	3
Tipperary, S.R.	211	31	46	-	259	31	54	1	201	-	26	2
Waterford Co. Borough	3	-	9	-	12	-	92	5	12	-	16	-
Waterford	472	18	18	1	491	19	35	2	123	-	8	2
<b>CONNACHT</b>	3	1	93	8	96	9	274	12	938	-	43	7
Galway	1	-	37	5	38	5	110	7	354	-	13	5
Leitrim	-	-	7	-	7	-	17	1	85	-	4	1
Mayo	2	-	18	2	20	2	71	2	258	-	15	1
Roscommon	-	-	21	-	21	-	22	1	116	-	6	-
Sligo	-	1	10	1	10	2	54	1	125	-	5	-
<b>ULSTER (part of)</b>	10	1	56	4	67	5	198	2	620	-	40	8
Cavan	2	-	19	-	22	-	110	1	166	-	18	4
Donegal	4	-	24	3	28	3	38	1	338	-	9	-
Monaghan	4	1	13	1	17	2	50	-	116	-	13	4
<b>TOTAL</b>	<b>1,200</b>	<b>93</b>	<b>1,120</b>	<b>441</b>	<b>2,450</b>	<b>677</b>	<b>2,395</b>	<b>56</b>	<b>6,047</b>	<b>5</b>	<b>1,030</b>	<b>109</b>

\* Excluding Dún Laoghaire Borough

## AND COUNTY BOROUGH CLASSIFIED ACCORDING TO INDUSTRIES

MANUFACTURES OF WOOD AND CORK (excl. furniture) (contd.)		MANUFACTURE OF PAPER AND PAPER PRODUCTS										County
Total manufactures of wood and cork (excl. furniture)		MANUFACTURE OF FURNITURE AND FIXTURES		Paper and paperboard		Cardboard boxes		Stationery, paper bags and other paper and paperboard products		Total manufacture of paper and paper products		
		M.	F.	M.	F.	M.	F.	M.	F.	M.	F.	
074-079		080,081		082		083		084		082-084		
3,797	90	2,597	350	1,046	370	176	779	260	370	1,482	1,519	LEINSTER
103	1	25	-	1	1	-	-	1	-	2	1	Carlow
1,183	61	1,622	267	312	136	149	735	128	273	589	1,144	Dublin Co. Borough
48	1	32	1	4	2	6	5	12	4	22	11	Dún Laoghaire Borough
220	3	178	19	581	205	15	33	32	22	628	260	Dublin*
143	1	27	1	119	23	-	-	43	26	162	49	Kildare
309	3	31	9	2	-	-	-	1	-	3	-	Kilkenny
239	8	11	1	8	1	-	-	-	-	8	1	Laoighis
135	-	10	-	-	-	1	-	-	-	1	-	Longford
159	1	147	5	2	-	4	1	-	3	6	4	Louth
284	7	356	33	-	1	-	4	16	29	16	34	Meath
181	-	49	4	1	-	-	-	-	-	1	-	Offaly
235	1	21	3	-	-	-	-	3	2	3	2	Westmeath
309	3	74	5	-	-	-	-	-	-	-	-	Wexford
249	-	14	2	16	1	1	1	24	11	41	13	Wicklow
3,562	51	494	30	8	5	58	130	7	16	73	151	MUNSTER
345	2	11	-	-	-	20	47	-	-	20	47	Clare
199	14	161	12	-	2	17	49	4	11	21	62	Cork Co. Borough
1,071	14	108	4	3	-	13	19	1	1	17	20	Cork
575	2	14	-	-	-	-	-	-	-	-	-	Kerry
177	4	94	4	-	1	-	-	1	1	1	2	Limerick Co. Borough
366	-	11	-	-	-	-	-	-	-	-	-	Limerick
262	3	15	-	-	-	6	15	-	-	6	15	Tipperary, N.R.
281	3	12	-	-	-	-	-	-	-	-	-	Tipperary, S.R.
120	5	61	10	4	2	2	-	1	3	7	5	Waterford Co. Borough
166	4	7	-	1	-	-	-	-	-	1	-	Waterford
1,255	19	173	13	-	2	1	1	5	2	6	5	CONNACHT
477	12	88	13	-	-	-	1	1	1	1	2	Galway
106	2	5	-	-	-	-	-	-	-	-	-	Leitrim
344	3	40	-	-	2	-	-	-	-	-	2	Mayo
144	1	18	-	-	-	-	-	-	-	-	-	Roscommon
184	1	22	-	-	-	1	-	4	1	5	1	Sligo
858	10	222	29	1	2	7	11	-	-	8	13	ULSTER (part of)
294	5	51	3	-	-	-	-	-	-	-	-	Cavan
385	1	11	-	1	2	4	-	-	-	5	2	Donegal
179	4	160	26	-	-	3	11	-	-	3	11	Monaghan
9,472	170	3,486	422	1,055	379	242	921	272	388	1,569	1,688	TOTAL

\* Excluding Dún Laoghaire Borough

TABLE 6 - MALES AND FEMALES AT WORK IN EACH COUNTY

County	PRINTING, PUBLISHING AND ALLIED INDUSTRIES						MANUFACTURE OF RUBBER PRODUCTS	MANUFACTURE OF CHEMICALS AND CHEMICAL PRODUCTS					
	Production of newspapers and periodicals		Other printing and book-binding		Total printing, publishing and allied industries					Fertilisers		Drugs, medicines and pharmaceutical preparations	
Code Number :	085		086,087		085-087		088		089		090		
	M.	F.	M.	F.	M.	F.	M.	F.	M.	F.	M.	F.	
<b>LEINSTER</b>	2,130	426	3,022	2,107	5,152	2,533	288	94	889	62	389	386	
Carlow	22	-	1	-	23	-	1	-	-	-	-	-	
Dublin Co. Borough	1,470	275	2,390	1,852	3,860	2,127	228	73	657	52	307	311	
Dún Laoghaire Borough	73	22	82	26	155	48	21	3	15	3	13	16	
Dublin*	182	26	264	94	446	120	28	13	40	1	47	32	
Kildare	33	7	22	12	55	19	-	1	1	-	1	1	
Kilkenny	35	1	22	3	57	4	-	1	15	1	-	-	
Laoghis	12	3	9	4	21	7	-	-	-	-	8	4	
Longford	18	6	30	4	48	10	-	-	-	-	-	-	
Louth	75	22	56	34	131	56	1	-	94	3	6	22	
Meath	21	8	6	-	27	8	1	-	2	-	1	-	
Offaly	14	4	7	3	21	7	-	-	1	-	2	-	
Westmeath	30	9	19	9	49	18	1	-	-	-	1	-	
Wexford	106	40	27	12	133	52	-	-	-	-	1	-	
Wicklow	39	3	87	54	126	57	7	3	64	2	2	-	
<b>MUNSTER</b>	546	78	610	487	1,156	565	910	488	205	9	48	35	
Clare	25	4	9	1	34	5	-	-	-	-	-	-	
Cork Co. Borough	166	12	248	309	414	321	495	287	127	6	18	5	
Cork	98	14	152	73	250	87	398	199	68	3	11	5	
Kerry	38	23	46	13	84	36	-	-	-	-	-	-	
Limerick Co. Borough	70	6	57	22	127	28	3	-	-	-	-	-	
Limerick	4	1	2	-	6	1	3	-	-	-	-	-	
Tipperary, N.R.	26	4	10	1	36	5	-	-	-	-	2	6	
Tipperary, S.R.	50	3	13	3	63	6	-	-	2	-	-	-	
Waterford Co. Borough	56	9	64	63	120	72	8	2	7	-	13	16	
Waterford	13	2	9	2	22	4	3	-	1	-	4	3	
<b>CONNACHT</b>	158	35	54	51	212	86	2	-	41	2	11	9	
Galway	35	13	39	32	74	45	-	-	36	2	9	6	
Leitrim	5	2	2	-	7	2	1	-	-	-	-	-	
Mayo	48	3	8	10	56	13	-	-	1	-	2	1	
Roscommon	35	10	1	2	36	12	-	-	3	-	-	-	
Sligo	35	7	4	7	39	14	1	-	1	-	-	2	
<b>ULSTER (part of)</b>	63	14	53	26	116	40	2	-	6	-	-	-	
Cavan	19	3	10	2	29	5	-	-	-	-	-	-	
Donegal	27	6	28	24	55	30	2	-	6	-	-	-	
Monaghan	17	5	15	-	32	5	-	-	-	-	-	-	
<b>TOTAL</b>	<b>2,897</b>	<b>553</b>	<b>3,739</b>	<b>2,671</b>	<b>6,636</b>	<b>3,224</b>	<b>1,202</b>	<b>582</b>	<b>1,141</b>	<b>73</b>	<b>448</b>	<b>430</b>	

\*Excluding Dún Laoghaire Borough

## AND COUNTY BOROUGH CLASSIFIED ACCORDING TO INDUSTRIES

MANUFACTURE OF CHEMICALS AND CHEMICAL PRODUCTS (contd.)								MANUFACTURE OF BRICKS, POTTERY STONE AND GLASS, ETC.				County
Paints, distempers and varnishes		Soap, candles and glycerine		Other chemicals and chemical products		Total manufacture of chemicals and chemical products		Structural clay products (bricks, tiles, pipes and fireclay goods, etc.)		Glass and glassware, glass bottles and jars		
091		092		093		089-093		094		095		
M.	F.	M.	F.	M.	F.	M.	F.	M.	F.	M.	F.	
310	92	444	441	879	620	2,911	1,601	495	28	1,047	52	LEINSTER
-	-	-	-	-	-	-	-	2	3	-	-	Carlow
229	79	344	392	391	429	1,928	1,263	88	10	939	34	Dublin Co. Borough
18	2	28	18	63	39	137	78	3	1	18	4	Dún Laoghaire Borough
31	4	54	23	121	104	293	164	39	1	54	7	Dublin*
2	2	1	2	2	-	7	5	16	-	-	-	Kildare
-	1	-	-	1	1	16	3	70	1	3	-	Kilkenny
-	-	1	1	-	-	9	5	92	4	-	-	Laoighis
-	-	-	-	-	1	-	1	1	-	-	-	Longford
10	3	-	2	268	17	378	47	1	1	1	-	Louth
1	-	-	1	13	1	17	2	108	1	24	-	Meath
-	-	-	-	1	1	4	1	28	1	-	-	Offaly
-	-	3	-	-	-	4	-	1	-	-	-	Westmeath
-	-	-	-	-	-	1	-	24	3	-	-	Wexford
19	1	13	2	19	27	117	32	22	2	8	7	Wicklow
136	91	80	22	195	47	664	204	70	5	133	41	MUNSTER
-	-	1	-	-	-	1	-	-	-	-	-	Clare
84	62	48	15	37	6	314	94	35	1	9	-	Cork Co. Borough
49	28	21	5	66	8	215	49	23	4	9	-	Cork
-	-	5	-	9	12	14	12	-	-	1	-	Kerry
1	-	3	1	10	-	14	1	1	-	-	-	Limerick Co. Borough
1	1	-	-	4	-	5	1	-	-	-	-	Limerick
-	-	-	1	4	7	6	14	-	-	43	11	Tipperary, N.R.
-	-	-	-	2	1	4	1	-	-	-	-	Tipperary, S.R.
1	-	-	-	10	11	31	27	11	-	68	28	Waterford Co. Borough
-	-	2	-	53	2	60	5	-	-	3	2	Waterford
5	-	8	-	90	24	155	35	20	-	2	-	CONNACHT
-	-	2	-	61	24	108	32	16	-	-	-	Galway
-	-	-	-	1	-	1	-	-	-	-	-	Leitrim
2	-	3	-	24	-	32	1	2	-	-	-	Mayo
2	-	-	-	-	-	5	-	-	-	-	-	Roscommon
1	-	3	-	4	-	9	2	2	-	2	-	Sligo
1	-	3	1	69	2	79	3	116	1	-	-	ULSTER (part of)
-	-	1	-	2	1	3	1	71	1	-	-	Cavan
-	-	2	1	48	1	56	2	9	-	-	-	Donegal
1	-	-	-	19	-	20	-	36	-	-	-	Monaghan
452	183	535	464	1,233	693	3,809	1,843	701	34	1,182	93	TOTAL

\*Excluding Dún Laoghaire Borough

TABLE 6 (contd.) - MALES AND FEMALES AT WORK IN EACH COUNTY

County	MANUFACTURE OF BRICKS, POTTERY, STONE AND GLASS, ETC. (contd.)											
	Pottery, china and earthenware		Cement		Concrete products (bricks, blocks, tiles, slabs and pipes, etc.)		Plaster, lime and artificial stone		Stone and slate cutting and dressing		Other non-metalliferous mining manufactures	
Code Number :	096		097		098		099		100		101	
	M.	F.	M.	F.	M.	F.	M.	F.	M.	F.	M.	F.
<b>LEINSTER</b>	404	264	612	27	498	15	341	32	451	7	329	15
Carlow	-	-	-	-	6	4	45	-	24	-	2	-
Dublin Co. Borough	36	5	36	11	231	5	91	27	133	3	35	9
Dún Laoghaire Borough	5	-	4	5	8	-	3	-	7	2	4	-
Dublin*	12	-	13	2	197	5	32	1	77	1	7	2
Kildare	-	-	-	-	34	1	1	-	10	-	205	2
Kilkenny	4	1	2	-	-	-	30	-	16	-	-	-
Laoghis	-	-	1	-	-	-	10	-	19	1	44	-
Longford	-	-	-	-	1	-	1	-	14	-	-	-
Louth	3	-	544	8	7	-	2	-	22	-	3	-
Meath	-	-	10	1	5	-	117	3	13	-	28	1
Offaly	1	-	1	-	1	-	4	-	18	-	-	-
Westmeath	-	-	-	-	1	-	1	-	6	-	-	-
Wexford	32	15	-	-	4	-	4	1	15	-	1	-
Wicklow	311	243	1	-	3	-	-	-	77	-	-	1
<b>MUNSTER</b>	83	87	215	2	93	6	125	3	235	-	12	-
Clare	-	-	1	-	2	-	8	-	30	-	5	-
Cork Co. Borough	3	4	4	-	15	2	4	-	33	-	1	-
Cork	70	77	1	-	50	2	24	1	55	-	2	-
Kerry	6	4	-	-	3	-	29	-	36	-	-	-
Limerick Co. Borough	-	-	65	2	7	-	1	-	19	-	1	-
Limerick	-	-	142	-	1	-	54	2	20	-	-	-
Tipperary, N.R.	-	-	1	-	2	1	-	-	17	-	-	-
Tipperary, S.R.	3	2	-	-	8	1	4	-	8	-	1	-
Waterford Co. Borough	1	-	-	-	4	-	-	-	6	-	2	-
Waterford	-	-	1	-	1	-	1	-	11	-	-	-
<b>CONNACHT</b>	2	1	2	-	12	-	9	-	93	-	1	1
Galway	-	-	-	-	2	-	-	-	28	-	1	-
Leitrim	-	-	-	-	-	-	-	-	3	-	-	-
Mayo	1	1	-	-	4	-	4	-	24	-	-	-
Roscommon	1	-	-	-	-	-	4	-	18	-	-	-
Sligo	-	-	2	-	6	-	1	-	20	-	-	1
<b>ULSTER (part of)</b>	6	-	2	-	25	-	106	-	59	-	8	4
Cavan	1	-	2	-	-	-	87	-	12	-	7	4
Donegal	5	-	-	-	17	-	15	-	35	-	-	-
Monaghan	-	-	-	-	8	-	4	-	12	-	1	-
<b>TOTAL</b>	<b>495</b>	<b>352</b>	<b>831</b>	<b>29</b>	<b>628</b>	<b>21</b>	<b>581</b>	<b>35</b>	<b>838</b>	<b>7</b>	<b>350</b>	<b>20</b>

\*Excluding Dún Laoghaire Borough.

## AND COUNTY BOROUGH CLASSIFIED ACCORDING TO INDUSTRIES

MANUFACTURE OF BRICKS, POTTERY, STONE AND GLASS, ETC. (contd.)		MANUFACTURE OF METAL PRODUCTS (excl. Machinery and transport equipment)										County
Total manufacture of bricks, pottery, stone and glass, etc.		Metal founding		Shoe forging and smith shops		Constructional engineering		Cutlery		Other metal products		
094-101		102		103		104		105		106-111		
M.	F.	M.	F.	M.	F.	M.	F.	M.	F.	M.	F.	
4,177	440	1,520	89	1,209	2	659	32	209	153	1,475	429	LEINSTER
79	7	6	-	47	-	28	-	6	13	8	-	Carlow
1,589	104	995	61	135	1	537	29	31	8	959	291	Dublin Co. Borough
52	12	30	2	9	-	4	1	1	-	31	5	Dún Laoghaire Borough
431	19	86	9	50	-	68	1	1	-	179	90	Dublin*
266	3	94	9	81	-	-	-	155	73	52	18	Kildare
125	2	26	-	112	-	7	-	-	-	34	6	Kilkenny
166	5	28	2	94	-	6	-	-	-	16	-	Laoghish
17	-	5	-	47	-	-	-	-	-	10	-	Longford
583	9	59	2	78	-	1	-	1	1	16	-	Louth
305	6	19	1	120	-	-	1	-	-	25	11	Meath
53	1	1	-	81	-	4	-	-	-	32	1	Offaly
9	-	2	1	87	1	-	-	-	-	12	-	Westmeath
80	19	152	2	191	-	-	-	14	58	80	4	Wexford
422	253	17	-	77	-	4	-	-	-	21	3	Wicklow
966	144	993	60	1,438	2	38	-	9	1	958	179	MUNSTER
46	-	10	-	152	-	-	-	-	-	28	-	Clare
104	7	90	3	26	-	14	-	1	-	193	12	Cork Co. Borough
234	84	494	18	500	-	16	-	4	1	203	7	Cork
75	4	6	1	215	1	-	-	-	-	50	8	Kerry
94	2	78	1	26	1	2	-	1	-	104	52	Limerick Co. Borough
217	2	5	1	177	-	1	-	1	-	37	2	Limerick
63	12	8	1	112	-	-	-	1	-	170	37	Tipperary, N.R.
24	3	3	-	128	-	-	-	-	-	108	47	Tipperary, S.R.
92	28	268	33	15	-	4	-	-	-	48	8	Waterford Co. Borough
17	2	31	2	87	-	1	-	1	-	17	6	Waterford
141	2	142	4	548	1	6	-	1	-	253	21	CONNACHT
47	-	64	4	196	1	3	-	1	-	108	12	Galway
3	-	1	-	59	-	-	-	-	-	32	-	Lextrim
35	1	2	-	140	-	1	-	-	-	49	-	Mayo
23	-	1	-	93	-	1	-	-	-	28	3	Roscommon
33	1	74	-	60	-	1	-	-	-	36	6	Sligo
322	5	138	2	374	2	7	-	-	-	117	3	ULSTER (part of)
180	5	110	1	116	1	1	-	-	-	47	-	Cavan
81	-	27	1	155	1	5	-	-	-	41	1	Donegal
61	-	1	-	103	-	1	-	-	-	29	2	Monaghan
5,606	591	2,793	155	3,569	7	710	32	219	154	2,803	632	TOTAL

\*Excluding Dún Laoghaire Borough.

TABLE 6 (contd.) - MALES AND FEMALES AT WORK IN EACH COUNTY

County	MANUFACTURE OF METAL PRODUCTS (excl. machinery and transport equipment) (contd.)		MANUFACTURE OF MACHINERY (excl. electrical machinery and transport equipment)				MANUFACTURE OF ELECTRICAL MACHINERY APPARATUS, APPLIANCES AND SUPPLIES					
	Total manufacture of metal products (excl. machinery and transport equipment)		Agricultural machinery and implements		General engineering and manufacture of other machinery (incl. machine and equipment parts)		Total manufacture of machinery (excl. electrical machinery and transport equipment)		Electric lamps and valves, wires, cables and batteries, etc.		All other types of electrical machinery, appliances and communication equipment (incl. radio and household equipment, etc.)	
Code Number:	102-111		112		113		112, 113		114		115	
	M.	F.	M.	F.	M.	F.	M.	F.	M.	F.	M.	F.
<b>LEINSTER</b>	5,072	705	611	42	1,206	184	1,817	226	734	477	944	714
Carlow	95	13	-	-	56	2	56	2	1	-	2	-
Dublin Co. Borough	2,657	390	64	16	694	128	758	144	392	241	571	483
Dún Laoghaire Borough	75	8	4	2	75	13	79	15	38	20	56	11
Dublin*	384	100	24	3	105	12	129	15	116	54	196	190
Kildare	382	100	3	1	62	3	65	4	2	-	3	1
Kilkenny	179	6	3	-	12	1	15	1	4	1	10	1
Laoighis	144	2	3	-	22	4	25	4	-	-	13	-
Longford	62	-	-	-	-	-	-	-	1	-	3	-
Louth	155	3	4	-	10	1	14	1	14	1	53	16
Meath	164	13	22	1	21	7	43	8	-	1	3	2
Offaly	118	1	-	-	5	-	5	-	-	-	11	-
Westmeath	101	2	1	-	9	1	10	1	2	-	3	-
Wexford	437	64	481	16	104	11	585	27	93	43	7	4
Wicklow	119	3	2	3	31	1	33	4	71	116	13	6
<b>MUNSTER</b>	3,436	242	54	8	338	32	392	40	26	2	117	25
Clare	190	-	-	1	6	-	6	1	-	-	2	-
Cork Co. Borough	324	15	12	1	111	10	123	11	14	1	31	-
Cork	1,217	26	21	4	100	5	121	9	8	-	21	6
Kerry	271	10	-	-	18	-	18	-	-	-	4	-
Limerick Co. Borough	211	54	14	2	55	14	69	16	1	1	23	-
Limerick	221	3	3	-	8	1	11	1	-	-	3	-
Tipperary, N.R.	291	38	1	-	11	-	12	-	1	-	-	-
Tipperary, S.R.	239	47	3	-	4	-	7	-	-	-	3	2
Waterford Co. Borough	335	41	-	-	16	2	16	2	2	-	21	17
Waterford	137	8	-	-	9	-	9	-	-	-	9	-
<b>CONNACHT</b>	950	26	10	1	54	3	64	4	2	4	29	5
Galway	372	17	-	-	29	3	29	3	-	1	15	2
Leitrim	92	-	1	-	2	-	3	-	-	-	-	1
Mayo	192	-	-	-	10	-	10	-	1	1	8	-
Roscommon	123	3	1	-	5	-	6	-	-	1	2	1
Sligo	171	6	8	1	8	-	16	1	1	1	4	1
<b>ULSTER (part of)</b>	636	7	7	-	25	2	32	2	2	-	13	2
Cavan	274	2	-	-	1	-	1	-	-	-	1	-
Donegal	228	3	-	-	21	1	21	1	2	-	10	2
Monaghan	134	2	7	-	3	1	10	1	-	-	2	-
<b>TOTAL</b>	<b>10,094</b>	<b>980</b>	<b>682</b>	<b>51</b>	<b>1,623</b>	<b>221</b>	<b>2,305</b>	<b>272</b>	<b>764</b>	<b>483</b>	<b>1,103</b>	<b>746</b>

\* Excluding Dún Laoghaire Borough

## AND COUNTY BOROUGH CLASSIFIED ACCORDING TO INDUSTRIES

MANUFACTURE OF ELECTRICAL MACHINERY APPARATUS, APPLIANCES AND SUPPLIES (contd.)		MANUFACTURE OF TRANSPORT EQUIPMENT										County
Total manufacture of electrical machinery, apparatus, appliances and supplies		Ship and boat building and repairing and marine engineering		Building, re-building and repairing of railway locomotives and rolling stock		Manufacture, assembly and repair of omnibuses		Building, body-building and assembling of other self-propelled road vehicles		Repair of self-propelled road vehicles and cycles (incl. motor garages)		
114,115		116		117		118		119		120		
M.	F.	M.	F.	M.	F.	M.	F.	M.	F.	M.	F.	
1,678	1,191	521	18	3,440	28	787	6	2,162	178	4,470	346	LEINSTER
3	-	-	-	-	-	-	-	10	-	126	7	Carlow
963	724	429	13	2,123	13	653	6	1,728	142	1,591	127	Dublin Co. Borough
94	31	26	-	8	-	3	-	56	8	211	18	Dún Laoghaire Borough
312	244	34	2	275	3	63	-	228	17	487	37	Dublin*
5	1	-	-	-	-	-	-	40	4	236	27	Kildare
14	2	-	-	2	-	2	-	8	-	225	15	Kilkenny
13	-	-	-	-	-	2	-	9	-	138	7	Laoighis
4	-	-	-	-	-	2	-	5	-	58	6	Longford
67	17	2	1	1,021	12	57	-	24	5	271	29	Louth
3	3	1	-	-	-	2	-	3	1	257	13	Meath
11	-	-	-	3	-	-	-	14	-	187	10	Offaly
5	-	2	-	2	-	-	-	4	-	187	15	Westmeath
100	47	-	-	2	-	-	-	6	-	240	18	Wexford
84	122	27	2	4	-	3	-	27	1	256	17	Wicklow
143	27	264	8	436	1	47	-	1,078	45	2,629	219	MUNSTER
2	-	2	-	7	-	-	-	8	-	154	15	Clare
45	1	14	-	55	-	10	-	479	14	327	31	Cork Co. Borough
29	6	237	8	23	-	25	-	466	23	944	71	Cork
4	-	8	-	5	-	1	-	19	1	253	25	Kerry
24	1	1	-	316	1	7	-	19	5	186	16	Limerick Co. Borough
3	-	-	-	14	-	2	-	10	-	183	15	Limerick
1	-	-	-	2	-	-	-	13	1	162	13	Tipperary, N.R.
3	2	1	-	4	-	1	-	51	-	211	11	Tipperary, S.R.
23	17	1	-	10	-	-	-	4	1	100	13	Waterford Co. Borough
9	-	-	-	-	-	1	-	9	-	109	9	Waterford
31	9	16	-	16	-	12	-	73	2	946	97	CONNACHT
15	3	11	-	7	-	5	-	44	2	307	36	Galway
-	1	-	-	5	-	-	-	2	-	45	2	Leitrim
9	1	4	-	4	-	7	-	14	-	299	32	Mayo
2	2	1	-	-	-	-	-	1	-	139	7	Roscommon
5	2	-	-	-	-	-	-	12	-	156	20	Sligo
15	2	15	-	29	-	11	-	29	-	707	56	ULSTER (part of)
1	-	-	-	-	-	1	-	5	-	176	15	Cavan
12	2	15	-	12	-	6	-	6	-	325	27	Donegal
2	-	-	-	17	-	4	-	18	-	206	14	Monaghan
1,867	1,229	816	26	3,921	29	857	6	3,342	225	8,752	718	TOTAL

\* Excluding Dún Laoghaire Borough

TABLE 6 (contd.) - MALES AND FEMALES AT WORK IN EACH COUNTY

County	MANUFACTURE OF TRANSPORT EQUIPMENT (contd.)								MISCELLANEOUS MANUFACTURING INDUSTRIES			
	Manufacture, assembly and repair of pedal cycles and accessories		Manufacture and repair of horse-drawn and hand-drawn vehicles (incl. perambulators)		Manufacture of transport equipment, parts and accessories (n.e.s.)		Total manufacture of transport equipment		Manufacture of scientific and measuring instruments (excl. electrical instruments)		Manufacture and repair of watches and clocks	
Code Number. :	121		122		123		116-123		124		125	
	M.	F.	M.	F.	M.	F.	M.	F.	M.	F.	M.	F.
LEINSTER	399	61	185	47	161	16	12,125	700	241	60	230	9
Carlow	6	-	2	-	-	-	144	7	-	-	3	-
Dublin Co. Borough	291	53	144	44	45	7	7,004	405	196	52	141	7
Dún Laoghaire Borough	7	3	3	1	3	-	317	30	14	-	18	-
Dublin*	34	4	8	2	10	-	1,139	65	22	5	16	-
Kildare	4	-	4	-	-	-	284	31	-	-	3	-
Kilkenny	8	-	4	-	1	-	250	15	-	-	2	-
Laoighis	7	-	1	-	-	1	157	8	-	1	3	-
Longford	2	-	2	-	-	-	69	6	-	-	2	-
Louth	10	-	4	-	19	5	1,408	52	3	-	6	1
Meath	6	-	2	-	1	-	272	14	1	-	2	-
Offaly	5	-	3	-	1	-	213	10	1	1	7	1
Westmeath	4	-	2	-	-	-	201	15	-	1	3	-
Wexford	14	-	2	-	81	2	345	20	-	-	9	-
Wicklow	1	1	4	-	-	1	322	22	4	-	15	-
MUNSTER	119	6	125	19	17	-	4,715	298	76	15	81	2
Clare	7	-	2	-	-	-	180	15	2	-	2	-
Cork Co. Borough	9	-	9	2	7	-	910	47	26	6	19	-
Cork	28	2	31	2	3	-	1,757	106	17	6	24	2
Kerry	15	-	21	-	2	-	324	26	4	-	7	-
Limerick Co. Borough	20	3	5	-	2	-	556	25	15	-	12	-
Limerick	16	1	4	-	1	-	230	16	1	-	4	-
Tipperary, N.R.	9	-	11	-	-	-	197	14	3	-	2	-
Tipperary, S.R.	10	-	37	15	1	-	316	26	4	-	7	-
Waterford Co. Borough	4	-	-	-	1	-	120	14	4	3	3	-
Waterford	1	-	5	-	-	-	125	9	-	-	1	-
CONNACHT	34	1	50	7	1	-	1,148	107	5	-	18	1
Galway	8	-	18	7	-	-	400	45	3	-	6	-
Leitrim	5	-	2	-	-	-	59	2	-	-	3	-
Mayo	9	-	15	-	-	-	352	32	-	-	6	-
Roscommon	6	-	4	-	-	-	151	7	1	-	1	-
Sligo	6	1	11	-	1	-	186	21	1	-	2	1
ULSTER (part of)	41	-	20	-	3	1	855	57	1	-	32	1
Cavan	11	-	12	-	1	-	206	15	-	-	11	1
Donegal	18	-	3	-	2	-	387	27	-	-	16	-
Monaghan	12	-	5	-	-	1	262	15	1	-	5	-
TOTAL	599	68	380	73	182	17	18,843	1,162	323	75	361	13

\* Excluding Dún Laoghaire Borough

## AND COUNTY BOROUGH CLASSIFIED ACCORDING TO INDUSTRIES

MISCELLANEOUS MANUFACTURING INDUSTRIES (contd.)						CONSTRUCTION						County
Brush-making		Other manufacturing industries		Total miscellaneous manufacturing industries		Local authority construction, building and road repair, etc.		House painting decorating and glazing, etc.		Plumbing and domestic heating		
126		127		124-127		128		129		130		
M.	F.	M.	F.	M.	F.	M.	F.	M.	F.	M.	F.	
238	271	836	749	1,545	1,089	12,771	16	2,619	39	1,325	38	LEINSTER
-	-	3	-	6	-	481	1	39	-	6	-	Carlow
217	254	563	598	1,117	911	1,516	1	1,590	27	852	28	Dublin Co. Borough
6	-	30	9	68	9	91	-	128	3	80	-	Dún Laoghaire Borough
11	14	85	34	134	53	781	2	191	3	142	8	Dublin*
1	1	9	-	13	1	895	1	76	-	58	1	Kildare
-	2	16	-	18	2	1,037	3	54	-	25	-	Kilkenny
-	-	19	6	22	7	873	-	47	-	8	-	Laoighis
-	-	2	-	4	-	812	-	35	1	5	-	Longford
1	-	53	63	63	64	723	1	101	3	33	1	Louth
-	-	6	17	9	17	1,269	3	72	-	23	-	Meath
-	-	2	2	10	4	607	-	42	-	18	-	Offaly
-	-	13	9	16	10	1,170	-	65	-	17	-	Westmeath
1	-	22	7	32	7	1,454	-	80	-	20	-	Wexford
1	-	13	4	33	4	1,062	4	99	2	38	-	Wicklow
48	17	165	90	370	124	11,900	14	940	20	441	20	MUNSTER
-	-	11	1	15	1	1,462	1	48	-	7	-	Clare
29	10	63	30	137	46	255	2	209	8	115	4	Cork Co. Borough
15	6	48	33	104	47	3,227	2	242	4	111	7	Cork
-	-	1	-	12	-	1,668	1	67	-	30	-	Kerry
4	1	10	-	41	1	564	3	109	6	51	1	Limerick Co. Borough
-	-	2	-	7	-	1,565	2	51	-	17	-	Limerick
-	-	11	22	16	22	908	1	49	-	19	-	Tipperary, N.R.
-	-	6	1	17	1	1,151	2	66	-	30	-	Tipperary, S.R.
-	-	9	2	16	5	265	-	69	2	44	5	Waterford Co. Borough
-	-	4	1	5	1	835	-	30	-	17	3	Waterford
23	9	41	109	87	119	4,500	17	289	4	117	4	CONNACHT
-	-	20	8	29	8	1,678	7	97	-	47	3	Galway
1	-	10	25	14	25	455	2	15	-	5	-	L Leitrim
20	9	8	76	34	85	646	2	57	1	24	-	Mayo
-	-	2	-	4	-	930	6	39	-	8	-	Roscommon
2	-	1	-	6	1	791	-	81	3	33	1	Sligo
3	-	33	59	69	60	3,736	1	204	4	71	-	ULSTER (part of)
3	-	1	-	15	1	1,060	-	39	2	18	-	Cavan
-	-	27	54	43	54	1,657	1	115	1	32	-	Donegal
-	-	5	5	11	5	1,019	-	50	1	21	-	Monaghan
312	297	1,075	1,007	2,071	1,392	32,907	48	4,052	67	1,954	62	TOTAL

\* Excluding Dún Laoghaire Borough

TABLE 6 (contd.) - MALES AND FEMALES AT WORK IN EACH COUNTY

County	CONSTRUCTION (contd.)						ELECTRICITY, GAS, WATER AND SANITARY SERVICES			
	Electrical installation, wiring and contracting		General building and contracting (excl. local authority)		Total construction		Electricity supply		Gas supply	
Code Number:	131		132, 133		128-133		134		135	
	M.	F.	M.	F.	M.	F.	M.	F.	M.	F.
<b>LEINSTER</b>	1,463	78	26,119	429	44,297	600	3,602	297	1,662	88
Carlow	14	1	300	2	840	4	54	-	9	1
Dublin Co. Borough	934	55	12,530	295	17,422	406	2,074	223	1,223	64
Dún Laoghaire Borough	73	3	1,491	32	1,863	38	152	18	150	7
Dublin*	137	9	3,697	41	4,948	63	348	21	93	4
Kildare	28	-	1,262	4	2,319	6	121	6	7	1
Kilkenny	32	4	682	4	1,830	11	26	-	17	3
Laoghaire	11	-	610	3	1,549	3	221	5	-	-
Longford	9	-	376	3	1,237	4	17	-	1	-
Louth	60	1	1,135	15	2,052	21	162	9	62	3
Meath	31	1	888	7	2,283	11	72	1	1	1
Offaly	15	-	842	5	1,524	5	42	1	-	-
Westmeath	8	-	702	4	1,962	4	156	4	-	-
Wexford	39	1	516	-	2,109	1	32	1	44	3
Wicklow	72	3	1,088	14	2,359	23	125	8	55	1
<b>MUNSTER</b>	509	36	10,587	77	24,377	167	1,537	41	539	19
Clare	14	2	655	2	2,186	5	131	2	-	-
Cork Co. Borough	92	6	1,401	17	2,072	37	229	10	171	3
Cork	128	11	3,057	10	6,765	34	372	7	128	8
Kerry	28	2	971	8	2,764	11	159	4	12	-
Limerick Co. Borough	69	8	1,043	12	1,836	30	206	10	106	1
Limerick	28	4	916	5	2,577	11	141	1	4	-
Tipperary, N.R.	39	-	573	2	1,588	3	44	-	7	1
Tipperary, S.R.	61	2	845	5	2,153	9	77	1	37	1
Waterford Co. Borough	35	1	585	16	998	24	118	5	70	5
Waterford	15	-	541	-	1,438	3	60	1	4	-
<b>CONNACHT</b>	152	3	3,971	53	9,029	81	526	17	40	4
Galway	64	2	1,865	28	3,751	40	216	6	19	2
Leitrim	3	-	279	1	757	3	36	-	-	-
Mayo	28	-	906	12	1,661	15	95	-	6	-
Roscommon	31	1	376	6	1,384	13	37	3	1	-
Sligo	26	-	545	6	1,476	10	142	8	14	2
<b>ULSTER (part of)</b>	61	1	2,362	27	6,434	33	260	7	8	2
Cavan	-	-	422	2	1,539	4	20	2	-	1
Donegal	44	1	1,537	23	3,385	26	216	5	1	-
Monaghan	17	-	403	2	1,510	3	24	-	7	1
<b>TOTAL</b>	<b>2,185</b>	<b>118</b>	<b>43,039</b>	<b>586</b>	<b>84,137</b>	<b>881</b>	<b>5,925</b>	<b>362</b>	<b>2,249</b>	<b>113</b>

\*Excluding Dún Laoghaire Borough.

## AND COUNTY BOROUGH CLASSIFIED ACCORDING TO INDUSTRIES

ELECTRICITY, GAS, WATER AND SANITARY SERVICES (contd.)				COMMERCE								County
Waterworks and sanitary services		Total electricity, gas, water and sanitary services		TRADING								
				In horses		In cattle and sheep		In pigs		In eggs and live poultry		
136		134-136		137		138		139		140		
M.	F.	M.	F.	M.	F.	M.	F.	M.	F.	M.	F.	
1,064	11	6,328	396	223	11	990	11	173	2	612	183	LEINSTER
7	-	70	1	6	-	30	-	5	-	34	21	Carlow
795	10	4,092	297	43	5	374	8	67	1	204	102	Dublin Co. Borough
10	-	312	25	-	-	4	-	5	-	4	5	Dún Laoghaire Borough
90	-	531	25	14	1	46	2	13	-	24	8	Dublin*
14	-	142	7	19	3	29	-	-	-	9	-	Kildare
10	-	53	3	12	-	25	-	3	-	56	3	Kilkenny
11	-	232	5	18	-	20	-	16	-	17	7	Laoighis
4	-	22	-	17	-	74	-	3	-	79	11	Longford
48	1	272	13	6	-	97	1	14	1	37	3	Louth
10	-	83	2	15	-	98	-	7	-	53	7	Meath
6	-	48	1	13	-	53	-	6	-	22	1	Offaly
14	-	170	4	7	-	67	-	11	-	19	5	Westmeath
12	-	88	4	44	1	58	-	18	-	45	7	Wexford
33	-	213	9	9	1	15	-	5	-	9	3	Wicklow
316	5	2,392	65	165	3	917	3	146	2	487	199	MUNSTER
10	-	141	2	11	-	38	-	2	-	6	2	Clare
64	1	464	14	5	1	59	-	17	-	79	65	Cork Co. Borough
77	-	577	15	35	-	317	1	43	2	252	93	Cork
15	-	186	4	13	1	78	1	10	-	27	3	Kerry
57	1	369	12	20	-	40	-	31	-	16	7	Limerick Co. Borough
22	1	167	2	23	-	112	-	3	-	29	3	Limerick
10	-	61	1	15	-	88	-	2	-	16	4	Tipperary, N.R.
30	1	144	3	21	-	117	1	13	-	30	11	Tipperary, S.R.
19	-	207	10	5	-	40	-	21	-	12	7	Waterford Co. Borough
12	1	76	2	17	1	28	-	4	-	20	4	Waterford
54	1	620	22	51	1	271	-	17	-	196	54	CONNACHT
20	1	255	9	18	1	51	-	7	-	61	15	Galway
-	-	36	-	12	-	22	-	3	-	16	5	Leitrim
8	-	109	-	9	-	94	-	3	-	61	14	Mayo
12	-	50	3	4	-	40	-	4	-	47	18	Roscommon
14	-	170	10	8	-	64	-	-	-	11	2	Sligo
22	-	290	9	46	-	308	1	52	-	254	26	ULSTER (part of)
5	-	25	3	15	-	67	1	19	-	76	5	Cavan
10	-	227	5	10	-	130	-	8	-	80	11	Donegal
7	-	38	1	21	-	111	-	25	-	98	10	Monaghan
1,456	17	9,630	492	485	15	2,486	15	388	4	1,549	462	TOTAL

\*Excluding Dún Laoghaire Borough.

TABLE 6 (contd.) - MALES AND FEMALES AT WORK IN EACH COUNTY

County	COMMERCE (contd.)											
	TRADING (contd.)										WHOLESALE DISTRIBUTION	
	In wool, skins and leather		In turf, coal and other fuel		In building materials		In grain and forage		Total trading		Food and drink	
Code Number:	141		142		143		144		137-144		145	
	M.	F.	M.	F.	M.	F.	M.	F.	M.	F.	M.	F.
LEINSTER	229	50	2,428	178	2,442	330	446	116	7,543	881	2,740	880
Carlow	5	2	21	2	16	1	24	1	141	27	45	30
Dublin Co. Borough	189	38	1,341	109	1,806	263	124	64	4,148	590	1,906	654
Dún Laoghaire Borough	7	4	92	15	104	18	18	5	234	47	108	26
Dublin*	17	4	164	8	265	26	41	16	584	65	251	52
Kildare	1	-	142	2	3	1	7	-	210	6	8	1
Kilkenny	-	-	79	4	10	1	23	5	208	13	13	3
Laoighis	1	-	21	-	8	-	21	1	122	8	13	4
Longford	4	1	7	-	29	-	4	-	217	12	10	1
Louth	1	1	239	17	35	4	83	13	512	40	105	55
Meath	-	-	51	2	16	3	12	2	252	14	27	7
Offaly	-	-	29	-	20	1	23	2	166	4	80	9
Westmeath	1	-	29	2	19	3	6	-	159	10	41	9
Wexford	3	-	144	10	54	3	46	5	412	26	103	23
Wicklow	-	-	69	7	57	6	14	2	178	19	30	6
MUNSTER	115	7	986	62	473	42	481	66	3,770	384	1,160	344
Clare	11	-	33	1	15	-	5	-	121	3	42	9
Cork Co. Borough	15	1	236	24	148	19	182	17	741	127	289	121
Cork	19	4	276	15	127	6	97	14	1,166	135	291	95
Kerry	9	-	50	1	16	-	34	2	237	8	62	17
Limerick Co. Borough	31	1	85	5	45	8	34	3	302	24	189	39
Limerick	10	-	64	1	6	-	4	2	251	6	28	7
Tipperary, N.R.	3	1	50	4	6	-	30	4	210	13	40	4
Tipperary, S.R.	2	-	73	4	24	-	25	5	305	21	88	28
Waterford Co. Borough	9	-	58	5	66	5	40	15	251	32	105	18
Waterford	6	-	61	2	20	4	30	4	186	15	26	6
CONNACHT	11	2	147	14	150	9	24	2	867	82	388	107
Galway	8	-	49	3	61	1	13	-	268	20	112	27
Letchrim	-	-	5	-	4	-	-	-	62	5	26	8
Mayo	3	-	15	1	25	1	3	1	213	17	101	29
Roscommon	-	1	13	-	12	-	8	1	128	20	64	21
Sligo	-	1	65	10	48	7	-	-	196	20	85	22
ULSTER (part of)	3	-	130	10	34	-	31	3	858	40	252	30
Cavan	1	-	16	1	10	-	2	-	206	7	61	9
Donegal	2	-	74	6	21	-	17	3	342	20	152	17
Monaghan	-	-	40	3	3	-	12	-	310	13	39	4
<b>TOTAL</b>	<b>358</b>	<b>59</b>	<b>3,691</b>	<b>264</b>	<b>3,099</b>	<b>381</b>	<b>982</b>	<b>187</b>	<b>13,038</b>	<b>1,387</b>	<b>4,540</b>	<b>1,361</b>

\*Excluding Dún Laoghaire Borough.

## AND COUNTY BOROUGH CLASSIFIED ACCORDING TO INDUSTRIES

COMMERCE (contd.)												County
WHOLESALE DISTRIBUTION (contd.)												
Clothing and textiles (incl. boots and shoes)		Hardware and electrical goods		Paper, stationery and books		Chemists' wares		Other non-food goods		Total wholesale distribution		
146		147		148		149		150		145-150		
M.	F.	M.	F.	M.	F.	M.	F.	M.	F.	M.	F.	
1,020	311	680	214	434	216	509	431	3,630	1,024	9,013	3,076	LEINSTER
1	-	1	1	2	-	-	-	22	1	71	32	Carlow
794	261	537	182	348	187	429	391	2,497	852	6,511	2,527	Dublin Co. Borough
48	11	30	9	27	6	24	8	174	40	411	100	Dún Laoghaire Borough
139	29	85	18	35	13	38	28	395	87	943	227	Dublin*
6	-	1	-	-	1	1	-	67	5	83	7	Kildare
5	4	2	-	-	-	1	-	32	2	53	9	Kilkenny
-	-	-	-	1	-	1	-	30	4	45	8	Laoighis
1	-	-	-	-	-	-	-	14	-	25	1	Longford
8	4	3	-	10	5	4	2	73	10	203	76	Louth
3	1	2	1	-	-	-	1	37	5	69	15	Meath
9	-	6	-	1	-	-	-	22	1	118	10	Offaly
2	-	3	-	1	-	-	-	41	2	88	11	Westmeath
-	1	3	-	2	1	1	-	78	2	187	27	Wexford
4	-	7	3	7	3	10	1	148	13	206	26	Wicklow
255	93	163	28	53	21	46	28	1,214	120	2,891	634	MUNSTER
3	1	-	1	2	1	-	-	73	10	120	22	Clare
119	56	36	7	12	4	10	7	244	29	710	224	Cork Co. Borough
94	28	49	6	18	11	22	14	276	30	750	184	Cork
13	3	2	1	-	-	-	-	74	10	151	31	Kerry
14	2	44	5	18	2	6	4	268	26	539	78	Limerick Co. Borough
-	-	5	1	1	2	2	-	104	8	140	18	Limerick
3	1	4	1	-	-	1	-	34	-	82	6	Tipperary, N.R.
5	1	14	3	-	1	1	-	32	-	140	33	Tipperary, S.R.
4	-	9	2	2	-	2	1	87	6	209	27	Waterford Co. Borough
-	1	-	1	-	-	2	2	22	1	50	11	Waterford
40	7	59	13	23	4	8	8	307	33	825	172	CONNACHT
7	3	8	2	9	2	2	-	125	9	263	43	Galway
2	-	2	-	1	-	1	-	13	-	45	8	L Leitrim
12	2	9	2	3	-	5	8	45	5	175	46	Mayo
5	-	5	-	-	-	-	-	18	1	92	22	Roscommon
14	2	35	9	10	2	-	-	106	18	250	53	Sligo
24	9	33	11	11	2	4	-	135	5	459	57	ULSTER (part of)
3	1	1	-	-	-	-	-	17	2	82	12	Cavan
20	5	32	11	9	2	4	-	71	1	288	36	Donegal
1	3	-	-	2	-	-	-	47	2	89	9	Monaghan
1,339	420	935	266	521	243	567	467	5,286	1,182	13,188	3,939	TOTAL

\*Excluding Dún Laoghaire Borough.

TABLE 6 (contd.) - MALES AND FEMALES AT WORK IN EACH COUNTY

County	COMMERCE (contd.)											
	RETAIL DISTRIBUTION											
	Bread and flour confectionery		Grocery and provisions		Grocery and public house combined		Public houses		Wines and spirits (excl. public houses)		Milk and dairy products	
Code Number:	151		152		153		154		155		156	
	M.	F.	M.	F.	M.	F.	M.	F.	M.	F.	M.	F.
LEINSTER	356	888	5,810	4,285	1,601	480	5,230	1,015	263	94	1,737	442
Carlow	16	25	191	76	76	18	83	44	3	-	7	6
Dublin Co. Borough	162	481	2,437	2,163	190	34	2,635	109	129	53	1,115	355
Dún Laoghaire Borough	9	48	316	237	15	4	166	10	29	8	132	18
Dublin*	19	48	389	349	80	22	403	75	32	12	305	28
Kildare	13	29	183	147	196	49	214	71	3	3	26	8
Kilkenny	18	25	223	166	127	61	168	91	8	1	6	2
Laoghis	4	17	189	113	47	28	165	72	3	-	2	3
Longford	5	5	141	73	97	40	76	42	5	2	2	-
Louth	20	56	279	160	197	55	303	96	21	7	72	9
Meath	8	28	232	141	131	45	198	95	1	1	8	2
Offaly	14	17	221	133	88	30	140	79	4	1	3	-
Westmeath	16	29	234	138	97	26	194	80	10	4	4	-
Wexford	40	51	414	187	181	48	262	109	9	2	19	1
Wicklow	12	29	361	202	79	20	223	42	6	-	36	10
MUNSTER	163	376	3,530	3,321	585	399	2,660	2,293	141	48	259	115
Clare	12	32	264	169	53	45	220	175	5	-	3	2
Cork Co. Borough	20	68	347	445	15	5	215	317	45	24	59	31
Cork	43	95	1,098	1,182	122	105	727	675	21	9	117	17
Kerry	26	38	445	319	84	50	367	245	3	2	7	15
Limerick Co. Borough	14	37	282	239	21	6	177	129	30	3	23	18
Limerick	9	11	268	272	51	31	282	203	7	1	8	2
Tipperary, N.R.	9	24	215	163	102	75	174	154	1	-	2	2
Tipperary, S.R.	12	31	298	254	87	62	254	211	5	-	8	10
Waterford Co. Borough	12	32	145	130	24	5	93	62	18	7	19	15
Waterford	6	8	168	148	26	15	151	122	6	2	13	3
CONNACHT	67	141	1,784	1,134	720	387	1,292	764	18	5	32	10
Galway	16	58	520	369	226	129	400	240	5	-	17	7
Leitrim	5	6	175	81	73	41	108	60	3	-	-	-
Mayo	20	41	526	363	203	117	369	257	4	3	7	-
Roscommon	10	15	264	159	134	72	228	112	-	-	4	-
Sligo	16	21	299	162	84	28	187	95	6	2	4	3
ULSTER (part of)	83	108	1,327	617	260	83	810	268	18	5	16	2
Cavan	28	26	337	183	125	43	262	93	-	-	4	-
Donegal	39	39	663	289	70	25	372	140	12	5	7	1
Monaghan	16	43	327	145	65	15	176	35	6	-	5	1
<b>TOTAL</b>	<b>669</b>	<b>1,513</b>	<b>12,451</b>	<b>9,357</b>	<b>3,166</b>	<b>1,349</b>	<b>9,992</b>	<b>4,340</b>	<b>440</b>	<b>152</b>	<b>2,044</b>	<b>569</b>

\*Excluding Dún Laoghaire Borough

## AND COUNTY BOROUGH CLASSIFIED ACCORDING TO INDUSTRIES

COMMERCE (contd.)												County
RETAIL DISTRIBUTION (contd.)												
Fresh meat		Fish and dead poultry		Vegetables and fruits		Boots and shoes		General drapery		Chemists' and druggists' wares and photographic goods		
157		158		159		160		161		162		
M.	F.	M.	F.	M.	F.	M.	F.	M.	F.	M.	F.	
2,862	687	513	158	618	437	485	507	3,370	5,389	1,163	639	LEINSTER
64	11	10	2	20	6	9	-	70	119	31	4	Carlow
1,380	424	316	113	365	289	233	367	1,701	3,086	604	352	Dublin Co. Borough
137	40	29	10	30	24	17	28	179	278	85	28	Dún Laoghaire Borough
228	60	27	9	57	31	34	29	223	339	90	45	Dublin*
143	12	3	-	12	7	6	1	87	155	36	18	Kildare
82	8	10	3	20	7	14	9	132	158	30	10	Kilkenny
59	6	2	-	5	2	4	1	75	119	28	5	Laoighis
41	4	5	-	2	-	13	5	69	79	19	11	Longford
194	45	43	4	47	21	56	26	200	226	57	42	Louth
109	12	8	1	6	8	21	8	113	119	27	30	Meath
65	9	4	-	6	6	21	6	75	114	24	11	Offaly
93	10	2	2	10	6	29	5	111	162	30	29	Westmeath
114	18	35	10	18	16	17	17	219	247	57	24	Wexford
153	28	19	4	20	14	11	5	116	188	45	30	Wicklow
1,356	212	204	58	197	213	276	204	2,221	2,590	586	421	MUNSTER
82	7	-	1	14	2	17	10	138	152	30	18	Clare
180	46	40	18	44	82	39	50	331	444	75	75	Cork Co. Borough
423	64	74	17	33	45	91	55	561	704	152	149	Cork
160	11	22	3	12	9	37	13	260	213	73	38	Kerry
94	31	16	6	27	29	23	28	300	286	58	44	Limerick Co. Borough
119	11	1	-	15	5	5	6	137	162	35	20	Limerick
62	8	3	1	7	14	12	4	115	176	39	22	Tipperary, N.R.
111	14	6	1	21	8	26	19	169	185	62	20	Tipperary, S.R.
75	12	30	8	15	16	22	17	140	158	37	21	Waterford Co. Borough
50	8	12	3	9	3	4	2	70	110	25	14	Waterford
449	48	37	12	41	36	97	44	912	969	207	151	CONNACHT
148	14	17	6	21	13	31	18	310	351	69	50	Galway
35	-	-	-	2	1	6	-	69	68	20	8	Lestrim
143	15	7	-	5	3	26	17	266	266	64	46	Mayo
58	5	4	1	6	5	17	4	122	150	25	19	Roscommon
65	14	9	5	7	14	17	5	145	134	29	28	Sligo
329	19	62	-	45	11	90	36	416	634	125	80	ULSTER (part of)
78	4	12	-	16	-	34	6	138	183	36	17	Cavan
173	9	33	-	23	7	24	12	174	262	48	44	Donegal
78	6	17	-	6	4	32	18	104	189	41	19	Monaghan
4,996	966	816	228	901	697	948	791	6,919	9,582	2,081	1,291	TOTAL

\*Excluding Dún Laoghaire Borough

TABLE 6 (contd.) - MALES AND FEMALES AT WORK IN EACH COUNTY

County	COMMERCE (contd.)											
	RETAIL DISTRIBUTION (contd.)											
	Hardware, metals, metal goods and tools		Electrical goods		Jewellery, watches, clocks and precious metals		Leather, sports and fancy goods		Furniture, carpets and other furnishing		Books and stationery	
Code Number:	163		164		165		166		167		168	
	M.	F.	M.	F.	M.	F.	M.	F.	M.	F.	M.	F.
<b>LEINSTER</b>	1,807	781	460	148	390	224	181	178	741	350	347	539
Carlow	44	12	5	2	5	2	-	7	6	1	1	17
Dublin Co. Borough	803	481	245	93	272	161	141	110	594	303	250	327
Dún Laoghaire Borough	97	43	40	12	16	11	4	11	24	10	20	32
Dublin*	82	41	58	11	26	13	18	12	57	15	38	39
Kildare	76	15	11	1	6	2	-	1	13	7	6	10
Kilkenny	90	22	7	2	10	8	1	7	5	3	3	7
Laoghais	72	8	5	1	4	1	1	-	-	-	1	4
Longford	20	1	4	1	1	2	-	2	2	1	5	11
Louth	129	47	16	6	12	7	4	2	14	1	2	16
Meath	46	16	12	2	4	3	-	2	1	1	-	13
Offaly	77	19	10	2	2	2	1	2	5	2	4	11
Westmeath	72	14	10	2	3	5	4	4	6	1	2	17
Wexford	116	32	16	9	15	2	4	15	6	1	10	32
Wicklow	83	30	21	4	14	5	3	3	8	4	5	3
<b>MUNSTER</b>	1,545	389	211	56	185	81	96	109	190	55	95	196
Clare	95	17	10	-	9	6	10	14	4	-	4	7
Cork Co. Borough	166	60	37	18	57	14	35	42	54	16	15	41
Cork	503	152	63	16	48	16	21	22	39	17	24	44
Kerry	209	50	19	3	18	10	4	7	12	-	6	29
Limerick Co. Borough	155	31	25	2	23	14	10	5	43	8	17	20
Limerick	94	20	8	2	4	3	3	3	-	2	1	3
Tipperary, N.R.	99	16	17	4	9	6	3	2	10	-	4	12
Tipperary, S.R.	108	18	17	3	6	7	3	6	13	4	10	16
Waterford Co. Borough	36	14	12	4	7	4	6	5	13	8	12	18
Waterford	80	11	3	4	4	1	1	3	2	-	2	6
<b>CONNACHT</b>	524	126	53	9	47	15	16	23	32	10	24	66
Galway	211	44	16	1	14	8	9	11	12	3	12	31
Leitrim	39	6	2	1	1	2	1	-	2	-	2	2
Mayo	140	46	16	5	14	4	5	10	7	4	1	4
Roscommon	63	12	6	2	7	1	1	1	4	2	2	10
Sligo	71	18	13	-	11	-	-	1	7	1	7	19
<b>ULSTER (part of)</b>	236	51	29	5	26	12	8	20	12	4	15	24
Cavan	60	11	11	1	7	1	1	4	2	1	4	5
Donegal	92	21	15	3	10	5	6	6	9	2	6	13
Monaghan	84	19	3	1	9	6	1	10	1	1	5	6
<b>TOTAL</b>	<b>4,112</b>	<b>1,347</b>	<b>753</b>	<b>218</b>	<b>648</b>	<b>332</b>	<b>301</b>	<b>330</b>	<b>975</b>	<b>419</b>	<b>481</b>	<b>825</b>

\* Excluding Dún Laoghaire Borough

## AND COUNTY BOROUGH CLASSIFIED ACCORDING TO INDUSTRIES

COMMERCE (contd.)												County
RETAIL DISTRIBUTION (contd.)												
Motor vehicles and cycles		Tobacco, sweets and newspapers		Country general shops		Department stores and variety chain stores		Hawking and street selling		Other and undefined		
169		170		171		172		173		174		
M.	F.	M.	F.	M.	F.	M.	F.	M.	F.	M.	F.	
746	154	980	2,073	576	273	890	931	387	97	1,233	770	LEINSTER
13	-	18	47	57	25	10	17	7	5	54	17	Carlow
377	108	484	1,124	10	8	394	600	276	62	324	259	Dublin Co. Borough
45	11	53	101	-	-	18	48	4	-	34	24	Dún Laoghaire Borough
73	9	65	132	5	7	51	80	15	-	98	66	Dublin*
31	3	43	78	98	33	8	2	7	-	65	36	Kildare
16	1	46	75	15	20	6	22	9	7	88	51	Kilkenny
16	4	18	39	57	31	4	3	6	-	80	49	Laoighis
31	3	15	29	52	17	1	1	3	-	28	22	Longford
27	4	55	101	25	10	18	74	25	9	80	35	Louth
19	-	33	58	27	22	1	8	7	3	51	32	Meath
19	3	25	38	39	24	298	51	9	3	45	26	Offaly
18	3	21	62	47	21	5	2	5	1	58	31	Westmeath
42	4	50	114	32	12	70	20	5	3	149	80	Wexford
19	1	54	75	112	43	6	3	9	4	79	42	Wicklow
438	74	586	1,249	284	174	312	298	125	43	917	750	MUNSTER
31	7	50	74	21	20	2	2	9	3	72	45	Clare
49	8	68	185	-	2	20	79	23	14	116	153	Cork Co. Borough
145	23	138	310	67	55	108	62	35	9	259	186	Cork
50	9	65	131	72	35	65	10	6	5	198	132	Kerry
41	8	63	147	6	8	23	60	14	2	70	48	Limerick Co. Borough
27	3	47	73	50	26	-	1	12	4	77	66	Limerick
29	1	28	56	28	12	1	2	9	3	20	19	Tipperary, N.R.
37	8	70	122	21	8	17	25	12	3	35	18	Tipperary, S.R.
14	5	38	104	3	3	9	39	4	-	25	40	Waterford Co. Borough
15	2	19	47	16	5	67	18	1	-	45	43	Waterford
147	18	154	361	394	183	67	52	56	16	217	126	CONNACHT
52	5	55	123	151	65	34	10	32	4	80	58	Galway
12	4	12	27	40	20	5	4	2	5	14	10	Leitrim
39	4	48	118	117	46	12	6	12	-	76	24	Mayo
20	2	24	44	32	25	12	3	3	7	22	8	Roscommon
24	3	15	49	54	27	4	29	7	-	25	26	Sligo
86	7	84	171	245	114	70	39	32	6	257	107	ULSTER (part of)
16	4	13	31	100	53	6	8	2	1	59	30	Cavan
49	2	51	77	127	53	40	17	25	5	130	54	Donegal
21	1	20	63	18	8	24	14	5	-	68	23	Monaghan
1,417	253	1,804	3,854	1,499	744	1,339	1,320	600	162	2,624	1,753	TOTAL

\* Excluding Dún Laoghaire Borough.

TABLE 6 (contd.) - MALES AND FEMALES AT WORK IN EACH COUNTY

County	COMMERCE (contd.)								INSURANCE, BANKING AND FINANCE			
	RETAIL DISTRIBUTION (contd.)		Auctioneering, valuing, house and real estate agencies		Advertising and bill posting agencies		Total commerce		Banking		Insurance	
	Total retail distribution											
Code Number	151-174		175		176		137-176		177		178	
	M.	F.	M.	F.	M.	F.	M.	F.	M.	F.	M.	F.
<b>LEINSTER</b>	32,746	21,539	706	249	282	118	50,290	25,863	2,096	946	2,851	1,154
Carlow	800	463	7	3	-	-	1,019	525	50	7	33	4
Dublin Co. Borough	15,437	11,462	386	143	218	92	26,700	14,814	871	667	1,659	863
Dún Laoghaire Borough	1,499	1,036	67	23	14	11	2,225	1,217	238	88	208	96
Dublin*	2,473	1,472	64	14	37	12	4,101	1,790	240	60	361	104
Kildare	1,286	688	29	4	-	1	1,608	706	64	10	54	11
Kilkenny	1,134	766	14	4	1	-	1,410	792	60	10	63	9
Laoighis	847	506	15	5	-	-	1,029	527	56	10	41	3
Longford	637	351	4	3	-	-	883	367	44	4	22	3
Louth	1,896	1,059	30	10	3	-	2,644	1,185	90	21	103	15
Meath	1,063	650	20	8	1	-	1,405	687	73	8	52	9
Offaly	1,199	589	6	4	1	-	1,490	607	68	7	40	2
Westmeath	1,081	654	11	-	-	-	1,339	675	57	13	39	8
Wexford	1,900	1,054	20	18	2	-	2,521	1,125	96	10	90	9
Wicklow	1,494	789	33	10	5	2	1,916	846	89	31	86	18
<b>MUNSTER</b>	17,162	13,724	244	57	28	3	24,095	14,802	1,137	202	1,079	230
Clare	1,155	808	12	1	2	-	1,410	834	78	12	46	3
Cork Co. Borough	2,050	2,237	33	6	7	-	3,541	2,594	74	29	181	50
Cork	4,912	4,029	62	19	6	2	6,896	4,369	410	73	386	85
Kerry	2,220	1,377	7	3	-	-	2,615	1,419	126	14	87	10
Limerick Co. Borough	1,555	1,209	47	13	4	1	2,447	1,325	92	28	83	35
Limerick	1,260	930	24	2	-	-	1,675	956	82	3	78	10
Tipperary, N.R.	998	776	12	1	-	-	1,302	796	79	6	47	8
Tipperary, S.R.	1,408	1,053	26	6	6	-	1,885	1,113	91	18	70	7
Waterford Co. Borough	809	727	15	5	-	-	1,284	791	45	13	57	17
Waterford	795	578	6	1	3	-	1,040	605	60	6	44	5
<b>CONNACHT</b>	7,387	4,706	63	15	3	-	9,145	4,975	431	42	336	64
Galway	2,458	1,618	28	7	1	-	3,018	1,688	137	18	122	33
Leitrim	628	346	6	-	-	-	741	359	45	1	25	-
Mayo	2,127	1,399	16	4	2	-	2,533	1,466	126	9	73	7
Roscommon	1,068	659	7	-	-	-	1,295	701	64	6	47	6
Sligo	1,106	684	6	4	-	-	1,558	761	59	8	69	18
<b>ULSTER (part of)</b>	4,681	2,423	52	14	6	-	6,056	2,534	277	20	156	10
Cavan	1,351	705	9	1	1	-	1,649	725	86	6	42	3
Donegal	2,198	1,091	26	4	1	-	2,855	1,151	116	8	81	5
Monaghan	1,132	627	17	9	4	-	1,552	658	75	6	33	2
<b>TOTAL</b>	<b>61,976</b>	<b>42,392</b>	<b>1,065</b>	<b>335</b>	<b>319</b>	<b>121</b>	<b>89,586</b>	<b>48,174</b>	<b>3,941</b>	<b>1,210</b>	<b>4,422</b>	<b>1,458</b>

\* Excluding Dún Laoghaire Borough

## AND COUNTY BOROUGH CLASSIFIED ACCORDING TO INDUSTRIES

INSURANCE, BANKING AND FINANCE (contd.)						TRANSPORT, STORAGE AND COMMUNICATION						County
Pawnbroking and money-lending		Other financial institutions		Total insurance, banking and finance		Railways		ROAD				
								Omnibus and tramway services		Other road passenger transport		
179		180		177-180		181		182		183		
M.	F.	M.	F.	M.	F.	M.	F.	M.	F.	M.	F.	
192	42	440	277	5,579	2,419	7,827	545	3,834	44	1,354	19	LEINSTER
-	-	-	-	83	11	66	3	7	-	35	1	Carlow
144	29	310	231	2,984	1,790	3,374	352	2,765	39	608	11	Dublin Co. Borough
12	4	46	11	504	199	303	33	240	1	58	-	Dún Laoghaire Borough
19	6	54	20	674	190	597	35	448	2	77	- 2	Dublin*
2	-	2	1	122	22	267	5	21	-	48	-	Kildare
1	-	1	-	125	19	266	12	26	1	68	1	Kilkenny
-	-	-	-	97	13	241	4	3	-	41	-	Laoighis
-	-	1	-	67	7	76	2	18	-	36	-	Longford
2	-	4	4	199	40	972	43	146	1	63	-	Louth
1	-	3	-	129	17	195	6	28	-	64	1	Meath
2	-	-	-	110	9	139	4	20	-	44	-	Offaly
2	1	-	-	98	22	554	19	21	-	56	-	Westmeath
5	2	3	3	194	24	408	10	18	-	95	2	Wexford
2	-	16	7	193	56	369	17	73	-	61	1	Wicklow
74	20	51	27	2,341	479	4,325	135	1,025	7	1,044	21	MUNSTER
-	-	3	-	127	15	204	6	38	-	118	1	Clare
37	9	10	12	302	100	735	14	343	4	68	-	Cork Co. Borough
20	6	22	10	838	174	952	47	234	1	288	5	Cork
3	-	-	-	216	24	487	16	59	-	190	2	Kerry
6	1	7	3	188	67	566	17	210	1	55	-	Limerick Co Borough
-	-	3	1	163	14	244	11	28	-	107	2	Limerick
1	1	-	-	127	15	261	2	10	1	65	7	Tipperary, N.R.
5	2	1	-	167	27	315	4	24	-	75	2	Tipperary, S.R.
2	1	2	1	106	32	452	14	63	-	33	-	Waterford Co. Borough
-	-	3	-	107	11	109	4	16	-	45	2	Waterford
2	3	8	-	777	109	1,243	50	277	4	484	7	CONNACHT
2	2	5	-	266	53	330	14	99	2	151	1	Galway
-	-	-	-	70	1	178	3	16	-	35	1	Leitrim
-	-	1	-	200	16	293	19	97	-	187	2	Mayo
-	-	-	-	111	12	202	5	9	1	58	1	Roscommon
-	1	2	-	130	27	240	9	56	1	53	2	Sligo
2	-	2	1	437	31	723	26	195	1	367	5	ULSTER (part of)
1	-	1	-	130	9	111	4	50	1	74	2	Cavan
1	-	-	1	198	14	363	16	114	-	226	3	Donegal
-	-	1	-	109	8	249	6	31	-	67	-	Monaghan
270	65	501	305	9,134	3,038	14,118	756	5,331	56	3,249	52	TOTAL

\* Excluding Dún Laoghaire Borough.

TABLE 6 (contd.) - MALES AND FEMALES AT WORK IN EACH COUNTY

County	TRANSPORT, STORAGE AND COMMUNICATION (contd.)											
	ROAD (contd.)				WATER							
	Cartage and haulage contracting		Total road transport		Sea transport		Harbours, docks, piers and light-houses		Canal and other water transport		Loading and discharging of vessels and similar water transport services	
Code Number:	184		182-184		185		186		187		188	
	M.	F.	M.	F.	M.	F.	M.	F.	M.	F.	M.	F.
<b>LEINSTER</b>	3,600	35	8,788	98	2,484	149	1,751	25	365	17	1,604	1
Carlow	32	-	74	1	1	-	-	-	27	8	-	-
Dublin Co. Borough	2,052	21	5,425	71	1,849	110	1,294	22	90	5	1,323	1
Dún Laoghaire Borough	82	1	380	2	190	10	198	3	4	-	22	-
Dublin*	402	5	927	9	152	16	102	-	15	-	50	-
Kildare	138	2	207	2	2	-	4	-	87	1	-	-
Kilkenny	136	1	230	3	15	1	1	-	24	-	3	-
Laoighis	107	-	151	-	1	-	-	-	7	1	1	-
Longford	27	-	81	-	-	-	-	-	8	-	-	-
Louth	138	1	347	2	69	2	47	-	10	1	140	-
Meath	130	-	222	1	8	-	11	-	2	-	2	-
Offaly	89	3	153	3	2	-	-	-	70	-	2	-
Westmeath	52	-	129	-	1	-	-	-	17	1	2	-
Wexford	102	-	215	2	74	2	68	-	3	-	45	-
Wicklow	113	1	247	2	120	8	26	-	1	-	14	-
<b>MUNSTER</b>	1,660	27	3,729	55	933	45	474	9	119	2	901	6
Clare	80	1	236	2	20	2	13	-	37	-	6	1
Cork Co. Borough	314	9	725	13	347	17	143	3	1	1	391	3
Cork	472	6	994	12	246	15	181	2	16	-	111	-
Kerry	164	1	413	3	14	-	29	-	12	-	17	-
Limerick Co. Borough	160	3	425	4	111	8	42	1	32	-	222	2
Limerick	121	1	256	3	42	-	3	-	1	1	10	-
Tipperary, N.R.	98	2	173	10	2	-	-	-	7	-	-	-
Tipperary, S.R.	97	1	196	3	1	-	-	-	10	-	2	-
Waterford Co. Borough	92	2	188	2	136	1	40	3	3	-	136	-
Waterford	62	1	123	3	14	2	23	-	-	-	6	-
<b>CONNACHT</b>	528	5	1,289	16	84	5	67	2	28	-	146	7
Galway	265	1	515	4	64	3	29	1	21	-	64	5
Lextrim	25	-	76	1	-	-	-	-	2	-	-	-
Mayo	109	2	393	4	7	1	15	-	3	-	10	1
Roscommon	55	1	122	3	1	-	-	-	1	-	1	-
Sligo	74	1	183	4	12	1	23	1	1	-	71	1
<b>ULSTER (part of)</b>	312	-	874	6	27	1	68	1	10	-	2	2
Cavan	40	-	164	3	2	-	-	-	-	-	-	-
Donegal	229	-	569	3	25	1	68	-	10	-	-	1
Monaghan	43	-	141	-	-	-	-	1	-	-	2	1
<b>TOTAL</b>	<b>6,100</b>	<b>67</b>	<b>14,680</b>	<b>175</b>	<b>3,528</b>	<b>200</b>	<b>2,360</b>	<b>37</b>	<b>522</b>	<b>19</b>	<b>2,653</b>	<b>16</b>

\* Excluding Dún Laoghaire Borough

## AND COUNTY BOROUGH CLASSIFIED ACCORDING TO INDUSTRIES

TRANSPORT, STORAGE AND COMMUNICATION (contd.)												County
WATER (contd.)		Air transport		All services incidental to transport		Storage and warehousing		Communication services by post, wire and radio (excl. broadcasting)		Total transport, storage and communication		
Total water transport												
185-188		189		190		191		192		181-192		
M.	F.	M.	F.	M.	F.	M.	F.	M.	F.	M.	F.	
6,204	192	1,013	303	363	157	494	107	5,538	1,751	30,227	3,153	LEINSTER
28	8	1	-	2	-	-	-	108	32	279	44	Carlow
4,556	138	708	237	267	130	432	93	2,999	861	17,761	1,882	Dublin Co. Borough
414	13	43	12	17	13	8	4	175	46	1,340	123	Dún Laoghaire Borough
319	16	234	44	32	9	43	9	363	118	2,515	240	Dublin*
93	1	6	1	5	-	2	1	175	75	755	85	Kildare
43	1	1	-	5	1	-	-	173	59	718	76	Kilkenny
9	1	2	1	2	-	2	-	173	47	580	53	Laoighis
8	-	-	-	3	-	2	-	92	28	262	30	Longford
266	3	2	1	9	1	-	-	240	90	1,836	140	Louth
23	-	4	2	1	1	1	-	175	89	621	99	Meath
74	-	-	-	2	-	3	-	168	53	539	60	Offaly
20	1	4	-	2	-	-	-	223	69	932	89	Westmeath
190	2	-	-	3	-	1	-	271	108	1,088	122	Wexford
161	8	8	5	13	2	-	-	203	76	1,001	110	Wicklow
2,427	62	417	62	67	18	153	30	3,260	1,020	14,378	1,382	MUNSTER
76	3	219	9	-	1	1	-	264	86	1,000	107	Clare
882	24	1	-	19	4	81	19	327	90	2,770	164	Cork Co. Borough
554	17	1	2	21	8	45	7	917	286	3,484	379	Cork
72	-	3	-	2	-	2	-	459	112	1,438	131	Kerry
407	11	180	48	5	5	8	-	280	80	1,871	165	Limerick Co. Borough
56	1	12	3	2	-	1	-	251	96	822	114	Limerick
9	-	1	-	1	-	-	-	201	68	646	80	Tipperary, N.R.
13	-	-	-	2	-	2	-	265	87	793	94	Tipperary, S.R.
315	4	-	-	12	-	6	3	171	56	1,144	79	Waterford Co. Borough
43	2	-	-	3	-	7	1	125	59	410	69	Waterford
325	14	3	2	30	5	16	3	1,247	528	4,153	618	CONNACHT
178	9	-	-	18	3	1	-	383	174	1,425	204	Galway
2	-	-	-	1	1	-	-	136	54	393	59	Leitrim
35	2	1	1	5	1	-	-	347	134	1,074	161	Mayo
3	-	1	1	1	-	-	-	197	65	526	74	Roscommon
107	3	1	-	5	-	15	3	184	101	735	120	Sligo
107	4	-	-	7	2	6	2	784	290	2,501	330	ULSTER (part of)
2	-	-	-	3	2	-	1	217	70	497	80	Cavan
103	2	-	-	1	-	6	1	397	172	1,439	194	Donegal
2	2	-	-	3	-	-	-	170	48	565	56	Monaghan
9,063	272	1,433	367	467	182	669	142	10,829	3,589	51,259	5,483	TOTAL

\* Excluding Dún Laoghaire Borough

TABLE 6 (contd.) - MALES AND FEMALES AT WORK IN EACH COUNTY

County	PUBLIC ADMINISTRATION AND DEFENCE									
	CENTRAL GOVERNMENT								Local government (n.e.s.)	
	Civic guard		Defence		Other government departments (n.e.s.)		Total central government			
Code Number:	193		194		195, 196		193-196		197	
	M.	F.	M.	F.	M.	F.	M.	F.	M.	F.
<b>LEINSTER</b>	3,382	26	6,646	228	7,109	4,833	17,137	5,087	3,841	962
Carlow	57	-	19	-	71	18	147	18	68	19
Dublin Co. Borough	1,697	18	2,501	140	4,566	4,059	8,764	4,217	2,042	451
Dún Laoghaire Borough	122	2	61	1	438	222	621	225	266	51
Dublin*	295	1	706	10	940	271	1,941	282	231	51
Kildare	128	2	2,236	59	64	29	2,428	90	89	42
Kilkenny	145	-	40	-	107	26	292	26	248	33
Laoighis	91	1	29	-	101	16	221	17	99	28
Longford	74	-	22	-	41	10	137	10	54	29
Louth	120	1	24	2	178	29	322	32	115	32
Meath	107	-	127	2	133	25	367	27	150	53
Offaly	101	-	23	1	60	8	184	9	79	29
Westmeath	122	1	672	13	112	23	906	37	106	42
Wexford	183	-	27	-	150	27	360	27	164	46
Wicklow	140	-	159	-	148	70	447	70	130	56
<b>MUNSTER</b>	2,025	13	2,081	31	1,928	398	6,034	442	1,806	480
Clare	224	-	31	-	262	26	517	26	144	43
Cork Co. Borough	183	1	508	17	155	43	846	61	328	64
Cork	575	3	1,048	11	452	122	2,075	136	452	95
Kerry	267	7	35	2	259	58	561	67	211	64
Limerick Co. Borough	99	1	141	-	306	57	546	58	175	47
Limerick	170	-	32	-	120	23	322	23	83	26
Tipperary, N.R.	163	-	26	1	108	21	297	22	84	44
Tipperary, S.R.	168	-	188	-	106	17	462	17	129	48
Waterford Co. Borough	64	1	54	-	97	22	215	23	90	13
Waterford	112	-	18	-	63	9	193	9	110	36
<b>CONNACHT</b>	1,006	6	274	3	880	155	2,160	164	543	230
Galway	344	3	191	2	327	58	862	63	221	85
L Leitrim	100	-	15	-	71	7	186	7	42	17
Mayo	269	2	27	-	222	49	518	51	127	45
Roscommon	148	1	28	-	121	14	297	15	81	41
Sligo	145	-	13	1	139	27	297	28	72	42
<b>ULSTER (part of)</b>	481	2	170	2	471	104	1,122	108	314	101
Cavan	141	-	23	1	80	28	244	29	92	28
Donegal	231	2	139	1	280	60	650	63	144	49
Monaghan	109	-	8	-	111	16	228	16	78	24
<b>TOTAL</b>	<b>6,894</b>	<b>47</b>	<b>9,171</b>	<b>264</b>	<b>10,388</b>	<b>5,490</b>	<b>26,453</b>	<b>5,801</b>	<b>6,504</b>	<b>1,773</b>

\* Excluding Dún Laoghaire Borough

## AND COUNTY BOROUGH CLASSIFIED ACCORDING TO INDUSTRIES

PUBLIC ADMINISTRATION AND DEFENCE (contd.)		PROFESSIONS										County
Total public administration and defence		Religion		Law		Mental hospitals (local authority)		Mental hospitals (excl. local authority)		Hospitals and county homes, not mental hospitals (local authority)		
193-197		198		199		200		201		202		
M.	F.	M.	F.	M.	F.	M.	F.	M.	F.	M.	F.	
20,978	6,049	5,900	3,528	1,780	1,189	1,003	776	288	330	529	2,237	LEINSTER
215	37	237	88	25	20	60	50	1	1	7	36	Carlow
10,806	4,668	1,531	1,075	982	685	236	258	59	170	281	1,095	Dublin Co. Borough
887	276	244	348	186	89	2	-	1	-	6	50	Dún Laoghaire Borough
2,172	333	787	429	209	84	286	116	164	142	119	312	Dublin*
2,517	132	727	243	43	47	4	6	1	4	8	51	Kildare
540	59	361	191	35	26	64	43	34	3	10	101	Kilkenny
320	45	306	103	22	17	67	60	2	1	17	52	Laoighis
191	39	86	74	16	15	5	14	-	1	11	34	Longford
437	64	227	263	61	44	53	39	13	-	19	87	Louth
517	80	357	99	37	33	2	6	12	-	13	59	Meath
263	38	367	130	23	28	7	6	-	-	15	88	Offaly
1,012	79	169	101	30	26	140	115	1	3	8	97	Westmeath
524	73	281	239	59	37	74	60	-	2	10	121	Wexford
577	126	220	145	52	38	3	3	-	3	5	54	Wicklow
7,840	922	2,988	2,079	584	413	636	595	42	45	299	1,632	MUNSTER
661	69	181	152	33	22	89	79	-	-	25	125	Clare
1,174	125	260	209	63	49	36	7	4	4	57	211	Cork Co. Borough
2,527	231	844	611	210	125	152	195	28	19	92	465	Cork
772	131	285	244	64	38	88	79	-	-	28	154	Kerry
721	105	174	192	45	26	88	86	-	1	16	124	Limerick Co. Borough
405	49	292	127	35	25	19	27	1	1	21	191	Limerick
381	66	210	120	45	40	2	2	-	-	15	88	Tipperary, N.R.
591	65	281	169	47	42	86	65	-	-	22	125	Tipperary, S.R.
305	36	173	122	21	26	66	43	2	-	12	100	Waterford Co. Borough
303	45	288	133	21	20	10	12	7	20	11	49	Waterford
2,703	394	1,233	1,014	249	223	456	369	9	3	190	1,007	CONNACHT
1,083	148	588	431	90	77	171	179	2	-	51	382	Galway
228	24	84	105	18	15	12	11	4	1	15	55	Leitrim
645	96	273	191	64	56	125	87	1	1	34	217	Mayo
378	56	149	153	40	37	35	13	-	-	75	255	Roscommon
369	70	139	134	37	38	113	79	2	1	15	98	Sligo
1,436	209	577	395	149	126	204	153	3	2	65	384	ULSTER (part of)
336	57	175	167	41	40	5	15	1	-	23	106	Cavan
794	112	280	46	63	35	96	51	1	2	21	150	Donegal
306	40	122	182	45	51	103	87	1	-	21	128	Monaghan
32,957	7,574	10,698	7,016	2,762	1,951	2,299	1,893	342	380	1,083	5,260	TOTAL

\* Excluding Dún Laoghaire Borough.

TABLE 6 (contd.) - MALES AND FEMALES AT WORK IN EACH COUNTY

County	PROFESSIONS (contd.)											
	Hospitals and homes, not mental hospitals (excl. local authority)		Other medicine and care of the sick (local authority)		Other medicine and care of the sick (excl. local authority)		Dentistry		Veterinary surgery		Education (central government)	
Code Number:	203		204		205		206		207		208	
	M.	F.	M.	F.	M.	F.	M.	F.	M.	F.	M.	F.
<b>LEINSTER</b>	534	4,048	350	664	2,441	2,403	566	158	295	23	1,776	4,043
Carlow	-	15	9	23	15	12	3	3	6	-	61	107
Dublin Co. Borough	379	2,999	75	200	1,733	1,436	375	104	105	16	620	1,206
Dún Laoghaire Borough	42	288	11	13	189	181	44	9	7	1	44	349
Dublin*	60	293	38	47	233	269	42	7	37	-	176	235
Kildare	7	33	23	54	33	40	8	-	19	1	70	208
Kilkenny	3	52	34	43	20	80	11	3	14	-	99	300
Laoighis	1	11	22	32	9	23	5	1	8	-	64	166
Longford	1	9	10	32	13	24	6	-	6	-	63	123
Louth	6	103	16	19	36	48	25	9	14	2	103	164
Meath	2	26	28	72	26	69	6	3	23	1	89	219
Offaly	1	11	21	28	12	31	8	3	7	-	103	220
Westmeath	4	36	17	30	24	47	7	3	15	-	73	234
Wexford	2	52	19	36	30	61	17	6	25	1	127	323
Wicklow	26	120	27	35	68	82	9	7	9	1	84	189
<b>MUNSTER</b>	44	788	274	427	614	1,028	227	73	186	6	1,555	3,591
Clare	-	11	23	35	27	62	7	2	12	-	145	330
Cork Co. Borough	11	269	14	32	144	191	47	26	5	-	114	204
Cork	19	244	96	114	250	313	83	13	58	1	445	1,053
Kerry	2	65	40	75	42	134	26	7	32	1	246	583
Limerick Co. Borough	6	110	11	12	41	72	26	9	3	2	75	252
Limerick	-	13	23	40	22	56	4	-	20	1	182	327
Tipperary, N.R.	1	13	15	27	17	46	8	7	13	-	101	259
Tipperary, S.R.	1	36	21	43	29	75	10	5	26	1	133	292
Waterford Co. Borough	3	7	10	17	17	33	11	1	3	-	48	83
Waterford	1	20	21	32	25	46	5	3	14	-	66	208
<b>CONNACHT</b>	7	113	139	173	296	467	67	12	60	-	881	1,825
Galway	4	62	58	61	180	200	26	6	19	-	347	628
Leitrim	-	4	8	14	5	31	5	-	1	-	71	150
Mayo	1	19	33	48	65	128	19	4	17	-	265	546
Roscommon	2	12	24	31	26	46	9	-	16	-	110	245
Sligo	-	16	16	19	20	62	8	2	7	-	88	256
<b>ULSTER (part of)</b>	1	38	66	115	102	188	29	13	42	1	472	998
Cavan	-	19	24	33	25	48	10	4	15	1	114	257
Donegal	1	14	32	66	51	87	11	7	17	-	253	505
Monaghan	-	5	10	16	26	53	8	2	10	-	105	236
<b>TOTAL</b>	<b>586</b>	<b>4,987</b>	<b>829</b>	<b>1,379</b>	<b>3,453</b>	<b>4,086</b>	<b>889</b>	<b>256</b>	<b>583</b>	<b>30</b>	<b>4,684</b>	<b>10,457</b>

\* Excluding Dún Laoghaire Borough

## AND COUNTY BOROUGH CLASSIFIED ACCORDING TO INDUSTRIES

PROFESSIONS (contd.)												County
Education (local authority)		Education (excl. gov- ernment or local authority)		Accountancy, auditors, etc.		Consultant engineering, surveying and architecture		Trade associations, chambers of commerce, labour organisations, etc.		Other professional services		
209		210		211		212		213		214		
M.	F.	M.	F.	M.	F.	M.	F.	M.	F.	M.	F.	
483	452	2,164	2,911	1,097	331	1,374	214	396	287	440	356	LEINSTER
11	12	20	93	1	-	1	-	8	3	2	1	Carlow
215	224	1,165	1,264	710	226	869	147	258	233	246	224	Dublin Co. Borough
27	42	164	341	126	34	178	25	28	20	53	37	Dún Laoghaire Borough
36	22	301	296	139	35	191	27	66	23	64	42	Dublin*
26	12	85	99	3	3	16	-	4	2	6	2	Kildare
17	15	68	98	11	6	15	2	2	-	3	3	Kilkenny
15	8	32	72	2	-	3	-	4	-	1	3	Laoighis
9	7	16	58	5	-	4	-	-	-	2	3	Longford
21	20	65	72	41	5	18	4	8	2	14	7	Louth
16	13	37	99	5	2	13	1	5	-	3	2	Meath
17	9	36	38	3	-	6	-	1	-	1	5	Offaly
20	33	82	81	12	7	10	2	1	1	7	4	Westmeath
31	17	47	146	17	6	5	-	6	-	11	6	Wexford
22	18	46	154	22	7	45	6	5	3	27	17	Wicklow
371	233	1,017	1,413	261	73	345	39	90	36	172	92	MUNSTER
30	17	49	71	6	-	13	2	-	-	8	2	Clare
45	33	136	171	36	12	61	7	21	16	63	25	Cork Co. Borough
129	77	306	481	83	13	143	14	24	7	51	23	Cork
36	15	66	65	12	3	25	-	11	1	13	10	Kerry
23	22	40	87	50	15	58	7	15	4	15	5	Limerick Co. Borough
27	12	87	94	5	2	9	3	3	2	5	9	Limerick
18	11	59	92	5	2	5	-	4	2	5	2	Tipperary, N.R.
34	28	127	95	8	1	8	2	-	-	8	5	Tipperary, S.R.
14	8	104	148	37	19	8	4	9	4	5	6	Waterford Co. Borough
15	10	43	109	19	6	15	-	3	-	9	5	Waterford
144	91	316	610	56	11	138	7	11	3	67	55	CONNACHT
51	32	198	235	27	7	95	6	5	2	35	35	Galway
15	7	15	21	-	-	2	-	1	-	2	1	L Leitrim
28	17	43	184	7	4	24	-	2	-	17	8	Mayo
24	17	34	52	2	-	9	-	1	-	9	7	Roscommon
26	18	26	118	20	-	8	1	2	1	4	4	Sligo
58	45	124	235	11	4	26	4	4	1	26	13	ULSTER (part of)
19	17	38	72	1	-	9	2	-	-	3	5	Cavan
21	22	42	74	6	2	14	2	3	1	18	5	Donegal
18	6	44	89	4	2	3	-	1	-	5	3	Monaghan
1,056	821	3,621	5,169	1,425	419	1,883	264	501	327	705	516	TOTAL

\* Excluding Dún Laoghaire Borough.

TABLE 6 (contd.) - MALES AND FEMALES AT WORK IN EACH COUNTY

County	PROFESSIONS (contd.)		PERSONAL SERVICE									
	Total professions		Private domestic service		Lodging and boarding houses		Hotels and restaurants attached to hotels		Other restaurants, cafés and other eating places		Clubs	
Code Number:	198-214		215		216		217		218		219	
	M.	F.	M.	F.	M.	F.	M.	F.	M.	F.	M.	F.
I. EINSTER	21,416	23,950	3,440	24,439	260	1,928	1,831	2,489	1,114	3,077	262	199
Carlow	467	464	102	684	7	28	10	21	4	7	4	1
Dublin Co. Borough	9,839	11,562	711	7,738	160	1,361	1,012	1,265	822	2,382	150	129
Dún Laoghaire Borough	1,352	1,827	399	1,943	13	88	146	224	37	121	26	34
Dublin*	2,948	2,379	687	2,756	2	57	128	112	101	197	17	12
Kildare	1,083	805	217	1,266	6	34	37	52	50	47	5	3
Kilkenny	801	966	129	1,246	3	18	23	44	5	27	5	3
Laoighis	580	549	68	716	-	16	15	37	-	7	4	-
Longford	253	394	37	444	3	22	17	31	1	13	2	-
Louth	740	888	110	1,023	12	54	67	117	35	102	10	-
Meath	674	704	128	1,498	5	15	59	74	2	16	2	6
Offaly	628	597	120	714	14	27	12	39	4	10	13	3
Westmeath	620	820	122	899	2	34	23	66	13	38	10	-
Wexford	761	1,113	190	2,014	9	57	70	115	15	58	11	2
Wicklow	670	882	420	1,498	24	117	212	292	25	52	3	6
MINSTER	9,705	12,563	1,565	15,624	109	849	824	1,594	337	813	129	45
Clare	648	910	59	838	15	51	68	128	98	58	8	1
Cork Co. Borough	1,107	1,466	104	1,070	12	109	74	163	49	257	24	26
Cork	3,013	3,768	654	5,331	36	262	209	363	41	147	30	6
Kerry	1,016	1,474	90	1,615	14	93	228	370	12	46	12	1
Limerick Co. Borough	686	1,026	66	916	6	108	72	165	100	182	13	6
Limerick	755	930	155	2,017	6	32	28	71	5	20	1	1
Tipperary, N.R.	523	711	91	992	4	41	18	80	2	15	8	-
Tipperary, S.R.	841	984	157	1,434	6	66	51	107	16	22	9	1
Waterford Co. Borough	543	621	45	394	2	48	26	63	11	47	9	2
Waterford	573	673	144	1,017	8	39	50	84	3	19	15	1
CONNACHT	4,319	5,983	365	4,226	60	372	326	748	33	146	22	4
Galway	1,947	2,343	135	1,561	28	170	157	328	14	55	8	4
Leitrim	258	415	25	319	5	14	31	67	2	6	-	-
Mayo	1,018	1,510	92	1,144	12	87	64	188	3	17	7	-
Roscommon	565	868	55	511	3	28	27	57	4	15	2	-
Sligo	531	847	58	691	12	73	47	108	10	53	5	-
ULSTER (part of)	1,959	2,715	248	3,350	38	219	261	380	39	90	19	2
Cavan	503	786	69	887	6	52	33	58	5	11	3	-
Donegal	930	1,069	110	1,719	28	123	203	271	23	45	9	2
Monaghan	526	860	69	744	4	44	25	51	11	34	7	-
TOTAL	37,399	45,211	5,618	47,639	467	3,368	3,242	5,211	1,523	4,126	432	250

\*Excluding Dún Laoghaire Borough.

## AND COUNTY BOROUGH CLASSIFIED ACCORDING TO INDUSTRIES

PERSONAL SERVICE (contd.)												County
Laundries, dry cleaning and dyeing		Hairdressing and beauty shops		Undertaking		Charitable services and welfare organisations		Portrait and commercial photographic studios		Other personal service		
220		221		222		223		224		225		
M.	F.	M.	F.	M.	F.	M.	F.	M.	F.	M.	F.	
909	2,963	979	1,143	302	32	257	602	224	130	588	103	LEINSTER
1	1	20	28	7	1	-	-	1	-	4	-	Carlow
635	2,128	542	527	141	13	201	410	145	89	377	61	Dublin Co. Borough
59	172	42	75	8	1	11	77	17	9	24	13	Dún Laoghaire Borough
113	262	56	73	24	7	13	48	18	9	60	6	Dublin*
1	1	39	44	7	-	6	4	3	-	16	1	Kildare
7	54	28	39	9	1	3	2	3	1	6	3	Kilkenny
-	-	19	38	13	2	5	12	1	1	5	3	Laoighis
1	22	11	24	6	-	-	-	4	-	4	1	Longford
20	49	67	83	15	-	6	2	8	8	9	5	Louth
1	17	23	50	9	-	2	18	3	2	9	2	Meath
6	3	25	31	4	-	-	-	1	-	8	-	Offaly
7	39	24	36	3	-	2	22	4	5	22	2	Westmeath
18	88	49	50	27	2	2	1	5	2	6	2	Wexford
40	127	34	45	29	5	6	6	11	4	38	4	Wicklow
174	981	441	770	203	15	64	181	70	52	143	25	MUNSTER
1	5	21	51	9	-	-	1	2	1	15	3	Clare
78	486	83	109	49	6	24	65	14	18	23	1	Cork Co. Borough
33	115	108	216	44	3	21	27	17	17	25	8	Cork
8	64	42	101	14	-	4	-	6	4	24	2	Kerry
23	195	48	67	18	2	6	6	10	6	15	-	Limerick Co. Borough
1	2	17	70	18	-	-	16	3	1	14	2	Limerick
7	37	32	35	13	2	1	1	2	1	4	2	Tipperary, N.R.
6	23	42	61	10	1	2	4	4	2	7	4	Tipperary, S.R.
16	47	37	32	23	1	4	61	8	1	9	2	Waterford Co. Borough
1	7	11	28	5	-	2	-	4	1	7	1	Waterford
52	190	138	318	47	2	5	5	16	16	59	11	CONNACHT
33	85	55	98	8	1	2	2	7	5	17	2	Galway
-	-	9	25	7	-	-	-	1	1	2	1	Leitrim
14	51	36	106	19	-	1	1	4	5	12	2	Mayo
1	21	19	40	10	-	1	-	-	2	13	1	Roscommon
4	33	19	49	3	1	1	2	4	3	15	5	Sligo
22	77	95	167	12	1	6	15	5	3	16	6	ULSTER (part of)
9	29	23	33	2	1	-	1	-	-	6	3	Cavan
13	44	33	82	8	-	4	9	4	1	4	3	Donegal
-	4	39	52	2	-	2	5	1	2	6	-	Monaghan
1,157	4,211	1,653	2,398	564	50	332	803	315	201	806	145	TOTAL

\*Excluding Dún Laoghaire Borough.

TABLE 6 (contd.) - MALES AND FEMALES AT WORK IN EACH COUNTY

County	PERSONAL SERVICE (contd.)		ENTERTAINMENT AND SPORT									
	Total personal service		Cinemas and film producing, etc.		Broadcasting, theatres and related services		Sweepstakes, lotteries, etc.		Betting establishments, etc.		Other entertainment and sport	
Code Number:	215-225		226		227		228		229		230	
	M.	F.	M.	F.	M.	F.	M.	F.	M.	F.	M.	F.
<b>LEINSTER</b>	10,166	37,105	1,056	800	626	357	153	1,445	656	485	2,044	264
Carlow	160	771	20	11	1	2	-	-	4	14	26	-
Dublin Co. Borough	4,896	16,103	661	543	467	275	95	1,151	436	326	500	124
Dún Laoghaire Borough	782	2,757	68	49	14	14	10	107	34	9	45	16
Dublin*	1,219	3,539	97	43	43	21	27	126	55	21	372	68
Kildare	387	1,452	19	10	33	13	17	11	21	4	463	5
Kilkenny	221	1,438	19	18	10	11	-	1	9	11	80	7
Laoighis	130	832	9	2	11	5	-	-	4	11	42	5
Longford	86	557	7	3	3	1	-	-	4	3	17	-
Louth	359	1,443	32	44	5	1	-	-	33	8	54	2
Meath	243	1,698	15	6	9	3	-	17	4	11	220	5
Offaly	207	827	9	3	10	5	-	-	3	11	16	4
Westmeath	232	1,141	25	20	7	-	-	3	16	15	45	5
Wexford	402	2,391	31	18	8	4	-	-	15	23	47	8
Wicklow	842	2,156	44	30	5	2	4	29	18	18	117	15
<b>MUNSTER</b>	4,059	20,949	356	256	174	51	8	31	335	131	741	92
Clare	296	1,137	14	5	2	-	1	-	3	5	22	1
Cork Co. Borough	534	2,310	79	74	24	15	2	21	86	4	62	16
Cork	1,218	6,495	77	33	25	11	2	8	57	36	179	18
Kerry	454	2,296	29	8	8	1	-	-	22	7	56	5
Limerick Co. Borough	377	1,653	56	65	11	-	1	2	58	19	62	9
Limerick	248	2,232	17	5	7	3	-	-	16	7	133	6
Tipperary, N.R.	182	1,206	22	9	2	1	1	-	11	11	31	3
Tipperary, S.R.	310	1,725	28	15	88	17	-	-	44	18	134	26
Waterford Co. Borough	190	698	23	32	1	-	-	-	24	12	17	4
Waterford	250	1,197	11	10	6	3	1	-	14	12	45	4
<b>CONNACHT</b>	1,123	6,038	109	60	73	24	3	11	46	57	127	14
Galway	464	2,311	50	24	16	10	-	3	17	22	48	5
Leitrim	82	433	5	3	18	5	-	-	2	2	5	-
Mayo	264	1,601	22	13	36	8	3	3	14	18	35	4
Roscommon	135	675	12	2	2	-	-	2	2	7	19	2
Sligo	178	1,018	20	18	1	1	-	3	11	8	20	3
<b>ULSTER (part of)</b>	761	4,310	44	26	40	13	1	1	30	21	66	11
Cavan	156	1,075	11	5	4	3	-	-	1	9	12	1
Donegal	439	2,299	20	10	30	9	1	-	18	7	35	6
Monaghan	166	936	13	11	6	1	1	1	11	5	19	4
<b>TOTAL</b>	<b>16,109</b>	<b>68,402</b>	<b>1,565</b>	<b>1,142</b>	<b>913</b>	<b>445</b>	<b>165</b>	<b>1,488</b>	<b>1,067</b>	<b>694</b>	<b>2,978</b>	<b>381</b>

\*Excluding Dún Laoghaire Borough

## AND COUNTY BOROUGH CLASSIFIED ACCORDING TO INDUSTRIES

ENTERTAINMENT AND SPORT (contd.)		OTHER INDUSTRIES OR INDUSTRY NOT STATED								TOTAL ALL INDUSTRIES		County
Total entertainment and sport		Service of foreign government		Persons engaged in industries outside the state		Other industries or industry not stated		Total other industries or industry not stated				
M.	F.	M.	F.	M.	F.	M.	F.	M.	F.	M.	F.	
226-230		231		232		233		231-233		001-233		
4,535	3,351	261	157	1,940	687	1,203	458	3,404	1,302	388,729	161,525	LEINSTER
51	27	1	1	17	23	22	4	40	28	10,430	2,886	Carlow
2,159	2,419	123	88	1,458	403	476	221	2,057	712	139,546	83,606	Dublin Co. Borough
171	195	25	13	134	45	34	10	193	68	11,828	7,735	Dún Laoghaire Borough
594	279	45	38	135	78	189	48	369	164	33,023	13,039	Dublin*
553	43	10	4	3	3	57	14	70	21	21,986	4,882	Kildare
118	48	9	2	-	-	27	6	36	8	21,264	5,764	Kilkenny
66	23	4	-	19	7	38	13	61	20	16,427	3,852	Laoighis
31	7	4	1	1	3	24	6	29	10	11,596	2,739	Longford
124	55	6	3	63	58	60	18	129	79	20,457	7,857	Louth
248	42	6	-	9	3	45	24	60	27	21,905	5,768	Meath
38	23	2	1	21	14	25	10	48	25	17,793	4,765	Offaly
93	43	11	2	2	2	38	15	51	19	17,252	4,715	Westmeath
101	53	1	-	75	48	72	21	148	69	27,023	7,869	Wexford
188	94	14	4	3	-	96	48	113	52	18,199	6,048	Wicklow
1,614	561	75	17	897	617	521	172	1,493	806	272,366	87,659	MUNSTER
42	11	-	-	38	62	57	14	95	76	26,965	6,923	Clare
253	130	9	5	173	34	91	27	273	66	18,826	10,473	Cork Co. Borough
340	106	26	8	232	166	119	45	377	219	83,050	26,530	Cork
115	21	6	-	105	94	87	17	198	111	38,852	10,837	Kerry
188	95	17	1	57	23	41	12	115	36	12,385	5,884	Limerick Co. Borough
173	21	9	2	38	58	20	12	67	72	28,139	7,524	Limerick
67	24	-	-	26	37	25	8	51	45	18,741	5,151	Tipperary, N.R.
294	76	-	-	46	79	33	23	79	102	23,447	6,713	Tipperary, S.R.
65	48	3	-	117	16	19	5	139	21	6,934	3,435	Waterford Co. Borough
77	29	5	1	65	48	29	9	99	58	15,027	4,189	Waterford
358	166	7	3	315	368	253	104	575	475	159,528	41,775	CONNACHT
131	64	3	-	82	92	104	38	189	130	52,864	13,794	Galway
30	10	1	-	17	32	20	2	38	34	15,350	3,639	Leitrim
110	46	-	-	142	138	40	30	182	168	46,570	13,396	Mayo
35	13	-	1	45	59	50	20	95	80	24,827	5,440	Roscommon
52	33	3	2	29	47	39	14	71	63	19,917	5,506	Sligo
181	72	13	7	391	592	162	42	566	641	84,471	23,669	ULSTER (part of)
28	18	8	2	1	6	53	12	62	20	23,954	5,799	Cavan
104	32	5	5	328	494	89	24	422	523	41,494	12,330	Donegal
49	22	-	-	62	92	20	6	82	98	19,023	5,540	Monaghan
6,688	4,150	356	184	3,543	2,264	2,139	776	6,038	3,224	905,094	314,628	TOTAL

\*Excluding Dún Laoghaire Borough

TABLE 7 - MALES AND FEMALES AT WORK IN EACH INDUSTRY OR SERVICE, DISTINGUISHING THE PRINCIPAL OCCUPATIONS WITHIN THAT INDUSTRY OR SERVICE

## NOTES

**CODE NUMBERS** - A complete list of industries, with code numbers, is given on pages 209-211 and a complete list of occupations on pages 204-208. In the following table code numbers corresponding to those on the list are shown opposite each industry and each occupation or group of occupations. Industries and their respective code numbers are shown in heavy type, groups of occupations within each industry are shown in capitals and the principal occupations within each industry are shown in ordinary type.

**PRINCIPAL OCCUPATIONS WITHIN EACH INDUSTRY** - These are arranged in order of code number, irrespective of the number in each occupation.

Code no.	Industry and Occupation	Males	Females	Code no.	Industry and Occupation	Males	Females
<b>AGRICULTURE</b>							
<b>001-010</b>	<b>Farming and Stock-rearing - all Sizes of Farm</b>	<b>418,520</b>	<b>67,289</b>		<b>Farming and Stock-rearing on Farms of under 30 Acres (contd.)</b>		
001-238	PRODUCTION, REPAIR AND MAINTENANCE	417,914	67,201	004,005	Farmers' other relatives	11,282	2,664
001	Farmers	198,678	35,907	006,007	Agricultural labourers	6,705	21
002,003	Farmers' sons, sons-in-law, daughters and daughters-in-law	109,013	23,712		Other agricultural occupations	134	7
004,005	Farmers' other relatives	30,964	7,188		Other skilled workers in production, repair and maintenance	8	-
006,007	Agricultural labourers	76,609	290		OTHERS	32	5
008	Farm managers, land agents and managers (not auctioneers or estate agents)	755	26	<b>006</b>	<b>Farming and Stock-rearing on Farms of 30 and under 50 Acres</b>	<b>91,283</b>	<b>15,105</b>
009	Farm bailiffs and foremen	562	7	001-238	PRODUCTION, REPAIR AND MAINTENANCE	91,257	15,101
010	Gardeners and nurserymen	380	17	001	Farmers	47,137	7,648
011	Gardeners' labourers	57	1	002,003	Farmers' sons, sons-in-law, daughters and daughters-in-law	26,502	5,670
012	Agricultural machine and/or tractor proprietors, foremen, drivers and attendants	173	-	004,005	Farmers' other relatives	7,760	1,753
013	Foresters and woodmen	30	-	006,007	Agricultural labourers	9,742	24
	Other agricultural occupations	463	51	008	Farm managers, land agents and managers (not auctioneers or estate agents)	46	-
177	Carpenters and joiners	115	-		Other agricultural occupations	60	5
	Other skilled workers in production, repair and maintenance	115	2		Other skilled workers in production, repair and maintenance	10	1
239-290	TRANSPORT AND COMMUNICATION	206	-		OTHERS	26	4
258	Drivers of self-propelled goods vehicles and tractors (not agricultural)	126	-	<b>007</b>	<b>Farming and Stock-rearing on Farms of 50 and under 100 Acres</b>	<b>93,122</b>	<b>13,950</b>
261	Grooms and horsekeepers	48	-	001-238	PRODUCTION, REPAIR AND MAINTENANCE	93,060	13,945
	Others	32	-	001	Farmers	38,672	6,500
291-311	COMMERCE AND FINANCE	42	3	002,003	Farmers' sons, sons-in-law, daughters and daughters-in-law	24,915	5,573
300	Roundamen and van salesmen	25	-	004,005	Farmers' other relatives	7,740	1,785
	Others	17	3	006,007	Agricultural labourers	21,442	75
366-385	PERSONAL SERVICE	150	32	008	Farm managers, land agents and managers (not auctioneers or estate agents)	111	4
377	Caretakers and office keepers	70	14	009	Farm bailiffs and foremen	64	3
378	Gamekeepers and game watchers	71	-	010	Gardeners and nurserymen	50	3
	Others	9	18	012	Agricultural machine and/or tractor proprietors, foremen, drivers and attendants	21	-
386-393	CLERKS, TYPISTS AND DRAUGHTSMEN	15	39		Other agricultural occupations	31	2
392	Typists, etc.	4	23		Other skilled workers in production, repair and maintenance	14	-
	Clerks, etc.	11	16	239-290	TRANSPORT AND COMMUNICATION	26	-
394,395	WAREHOUSEMEN, STOREKEEPERS AND PACKERS	2	1		OTHERS	36	5
	OTHERS	191	13	008,009	<b>Farming and Stock-rearing on Farms of 100 Acres and over</b>	<b>76,188</b>	<b>7,985</b>
404	Drovers	21	1	001-238	PRODUCTION, REPAIR AND MAINTENANCE	75,810	7,926
	Others	170	12				
<b>001-005</b>	<b>Farming and Stock-rearing on Farms of under 30 Acres</b>	<b>151,950</b>	<b>29,970</b>				
001-238	PRODUCTION, REPAIR AND MAINTENANCE	151,918	29,965				
001	Farmers	90,538	18,029				
002,003	Farmers' sons, sons-in-law, daughters and daughters-in-law	43,251	9,244				

TABLE 7 (contd.) - MALES AND FEMALES AT WORK IN EACH INDUSTRY OR SERVICE, DISTINGUISHING THE PRINCIPAL OCCUPATIONS WITHIN THAT INDUSTRY OR SERVICE

Code no.	Industry and Occupation	Males	Females	Code no.	Industry and Occupation	Males	Females
	<b>Farming and Stock-rearing on Farms of 100 Acres and over (contd.)</b>				<b>Other Agricultural Industries (contd.)</b>		
001	Farmers	20,660	3,583	009	Farm bailiffs and foremen	44	-
002,003	Farmers' sons, sons-in-law, daughters and daughters-in-law	14,194	3,189	010	Gardeners and nurserymen	1,426	79
004,005	Farmers' other relatives	4,116	963	011	Gardeners' labourers	184	11
006,007	Agricultural labourers	35,065	135	012	Agricultural machine and/or tractor proprietors, foremen, drivers and attendants	371	3
008	Farm managers, land agents and managers (not auctioneers or estate agents)	506	15	013	Foresters and woodmen	3,368	6
009	Farm bailiffs and foremen	428	2	015	Agricultural students	394	50
010	Gardeners and nurserymen	243	7		Other agricultural occupations	596	52
011	Gardeners' labourers	40	1	226	Contractors' labourers, road workers and navvies	78	-
012	Agricultural machine and/or tractor proprietors, foremen, drivers and attendants	107	-		Other skilled workers in production, repair and maintenance	81	7
013	Foresters and woodmen	23	-	239-290	TRANSPORT AND COMMUNICATION	58	-
	Other agricultural occupations	257	30	258	Drivers of self-propelled goods vehicles and tractors (not agricultural)	33	-
177	Carpenters and joiners	94	-		Others	25	-
	Other skilled workers in production, repair and maintenance	77	1	321-357	PROFESSIONAL AND TECHNICAL	23	-
239-290	TRANSPORT AND COMMUNICATION	134	-	386-393	CLERKS, TYPISTS AND DRAUGHTSMEN	15	37
258	Drivers of self-propelled goods vehicles and tractors (not agricultural)	78	-	392	Typists, etc.	1	21
261	Grooms and horsekeepers	39	-		Clerks, etc.	14	16
	Others	17	-		OTHERS	187	21
366-385	PERSONAL SERVICE	111	24	401	Unskilled workers	82	2
377	Caretakers and office keepers	41	6	404	Drovers	31	-
378	Gamekeepers and game watchers	61	-		Others	74	19
	Others	9	18		<b>FISHING</b>		
386-393	CLERKS, TYPISTS AND DRAUGHTSMEN	9	27	016,017	Fishing	2,886	13
	OTHERS	124	8	001-238	PRODUCTION, REPAIR AND MAINTENANCE	2,638	5
010	<b>Farming and Stock-rearing on Farms, Area Undefined</b>	<b>5,977</b>	<b>279</b>	017	Fishermen	2,580	3
001-238	PRODUCTION, REPAIR AND MAINTENANCE	5,869	264		Other skilled workers in production, repair and maintenance	58	2
001	Farmers	1,671	147	239-290	TRANSPORT AND COMMUNICATION	57	-
002,003	Farmers' sons, sons-in-law, daughters and daughters-in-law	151	36	366-385	PERSONAL SERVICE	93	-
004,005	Farmers' other relatives	66	23	378	Gamekeepers and game watchers	92	-
006,007	Agricultural labourers	3,655	35		Others	1	-
008	Farm managers, land agents and managers (not auctioneers or estate agents)	65	5	386-393	CLERKS, TYPISTS AND DRAUGHTSMEN	34	5
009	Farm bailiffs and foremen	32	-		OTHERS	64	3
010	Gardeners and nurserymen	21	4		<b>MINING, QUARRYING AND TURF PRODUCTION</b>		
012	Agricultural machine and/or tractor proprietors, foremen, drivers and attendants	27	-	018	Coal Mining	1,554	23
	Other agricultural occupations	154	14	001-238	PRODUCTION, REPAIR AND MAINTENANCE	1,434	5
	Other skilled workers in production, repair and maintenance	27	-	018	Workers in coal mines: Employers, managers, foremen and overlookers	31	3
239-290	TRANSPORT AND COMMUNICATION	26	-	019	Other workers above ground	74	-
	OTHERS	82	15	020	Other workers below ground	1,256	-
011-015	<b>OTHER AGRICULTURAL INDUSTRIES</b>	<b>7,038</b>	<b>289</b>		Other skilled workers in production, repair and maintenance	73	2
001-238	PRODUCTION, REPAIR AND MAINTENANCE	6,755	231	239-290	TRANSPORT AND COMMUNICATION	35	-
001-016	Agricultural occupations: Agricultural labourers	169	18	258	Drivers of self-propelled goods vehicles and tractors	25	-
006,007	Farm managers, land agents and managers (not auctioneers or estate agents)	44	5		Others	10	-

TABLE 7 (contd.) - MALES AND FEMALES AT WORK IN EACH INDUSTRY OR SERVICE, DISTINGUISHING THE PRINCIPAL OCCUPATIONS WITHIN THAT INDUSTRY OR SERVICE

Code no.	Industry and Occupation	Males	Females	Code no.	Industry and Occupation	Males	Females
386-393	<b>Coal Mining (contd.)</b>				<b>Turf Development and Production (contd.)</b>		
	CLERKS, TYPISTS AND DRAUGHTSMEN	37	13	001-016	<b>Agricultural occupations:</b>		
	OTHERS	48	5	009	Farm bailiffs and foremen	42	-
019	<b>Stone Quarrying</b>	545	1	014	Turf workers	5,141	17
001-238	PRODUCTION, REPAIR AND MAINTENANCE	408	-		Other agricultural occupations	38	-
021-025	Workers in mines and quarries:			067	Fitters and fitter-assemblers	89	-
022	Foremen and overlookers	20	-	087	Electricians	28	-
023	Stone getters and quarriers and slate getters	212	-	177	Carpenters and joiners	20	-
	Other skilled workers	125	-		Other skilled workers in production, repair and maintenance	113	1
	Other skilled workers in production, repair and maintenance	51	-	239-290	<b>TRANSPORT AND COMMUNICATION.</b>	48	3
239-290	<b>TRANSPORT AND COMMUNICATION</b>	63	-	258	Drivers of self-propelled goods vehicles and tractors	31	-
258	Drivers of self-propelled goods vehicles and tractors	60	-		Others	17	3
	Others	3	-	321-357	<b>PROFESSIONAL AND TECHNICAL</b>	69	6
	OTHERS	74	1	347	Civil, structural and municipal engineers and surveyors	33	1
021	<b>Clay, Sand and Gravel Pits</b>	980	10		Others	36	5
001-238	PRODUCTION, REPAIR AND MAINTENANCE	673	3	366-385	<b>PERSONAL SERVICE</b>	74	9
021-025	Workers in mines and quarries:			370, 371	Domestic servants	29	6
021	Employers and managers	48	2		Others	45	3
024	Clay, sand and gravel pit workers	434	-	386-393	CLERKS, TYPISTS AND DRAUGHTSMEN	129	77
	Other skilled workers	104	-	392	Typists, etc.	2	34
	Other skilled workers in production, repair and maintenance	87	1		Clerks, etc.	127	43
239-290	<b>TRANSPORT AND COMMUNICATION</b>	190	-	394, 395	WAREHOUSEMEN, STOREKEEPERS AND PACKERS	29	-
258	Drivers of self-propelled goods vehicles and tractors	167	-		OTHERS	133	2
	Others	23	-	398	Drivers of civil engineering plant (except tractors)	51	-
	OTHERS	117	7	401	Unskilled workers	45	1
401	Unskilled workers	79	-		Others	37	1
	Others	38	7		<b>MANUFACTURE OF FOOD</b>		
020, 022	<b>Other Mining and Quarrying</b>	727	19	027	<b>Flour Milling</b>	3,331	273
023				001-238	PRODUCTION, REPAIR AND MAINTENANCE	1,021	42
001-238	PRODUCTION, REPAIR AND MAINTENANCE	564	2	066	Machine erectors, millwrights and maintenance engineers	35	-
021-025	Workers in mines and quarries:			067	Fitters and fitter-assemblers	45	-
022	Foremen and overlookers	24	-	152-163	<b>Makers of foods:</b>		
023	Stone getters and quarriers and slate getters	97	-	152	Employers and managers	82	4
	Other skilled workers	348	-	153	Foremen and overlookers	42	1
067	Fitters and fitter-assemblers	22	-	154	Grain millers	382	2
	Other skilled workers in production, repair and maintenance	73	2	177	Other skilled workers	215	11
239-290	<b>TRANSPORT AND COMMUNICATION</b>	28	-		Carpenters and joiners	100	-
258	Drivers of self-propelled goods vehicles and tractors	22	-		Other skilled workers in production, repair and maintenance	120	24
	Others	6	-	239-290	<b>TRANSPORT AND COMMUNICATION</b>	276	4
321-357	<b>PROFESSIONAL AND TECHNICAL</b>	20	-	255	Drivers of horse-drawn vehicles for the transport of goods	36	-
	OTHERS	115	17	258	Drivers of self-propelled goods vehicles and tractors	136	-
401	Unskilled workers	62	1	259	Lorry drivers' helpers and mates	58	-
	Others	53	16		Others	46	4
024-026	<b>Turf Development and Production</b>	5,953	115	291-311	<b>COMMERCE AND FINANCE</b>	91	4
001-238	PRODUCTION, REPAIR AND MAINTENANCE	5,471	18	296	Commercial travellers	53	-
					Others	38	4
				321-357	<b>PROFESSIONAL AND TECHNICAL</b>	33	10

TABLE 7 (contd.) - MALES AND FEMALES AT WORK IN EACH INDUSTRY OR SERVICE, DISTINGUISHING THE PRINCIPAL OCCUPATIONS WITHIN THAT INDUSTRY OR SERVICE

Code no.	Industry and Occupation	Males	Females	Code no.	Industry and Occupation	Males	Females
	<b>Flour Milling (contd.)</b>				<b>Bread and Flour Confectionery (incl. other cereal foods) (contd.)</b>		
386-393	CLERKS, TYPISTS AND DRAUGHTSMEN	281	150				
392	Typists, etc.	-	72	261	Grooms and horsekeepers	33	-
	Clerks, etc.	281	78	288	Messengers	114	1
394, 395	WAREHOUSEMEN, STOREKEEPERS AND PACKERS	336	29	291-311	Others	19	3
394	Warehousemen and storekeepers	104	-	296	COMMERCE AND FINANCE	1,442	196
395	Packers, etc.	232	29	298	Commercial travellers	34	-
	OTHERS	1,293	34	300	Salesmen and shop assistants	86	183
401	Unskilled workers	1,245	22		Roundsmen and van salesmen	1,277	3
	Others	48	12		Others	45	10
028	<b>Other Grain Milling</b>	<b>1,398</b>	<b>140</b>	366-385	PERSONAL SERVICE	5	47
001-238	PRODUCTION, REPAIR AND MAINTENANCE	509	14	386-393	CLERKS, TYPISTS AND DRAUGHTSMEN	305	332
152-163	Makers of foods:			392	Typists, etc.	5	83
152	Employers and managers	88	5		Clerks, etc.	300	249
154	Grain millers	304	-	394, 395	WAREHOUSEMEN, STOREKEEPERS AND PACKERS	130	285
	Other skilled workers	56	4	394	Warehousemen and storekeepers	81	3
	Other skilled workers in production, repair and maintenance	61	5	395	Packers, etc.	49	282
239-290	TRANSPORT AND COMMUNICATION	186	1		OTHERS	491	44
258	Drivers of self-propelled goods vehicles and tractors	118	1	399	Boiler firemen and stokers, oilers and greasers of engines (not railway) and machinery	26	-
259	Lorry drivers' helpers and mates	34	-	401	Unskilled workers	438	40
	Others	34	-		Others	27	4
291-311	COMMERCE AND FINANCE	66	7	030	<b>Biscuits</b>	<b>851</b>	<b>1,528</b>
296	Commercial travellers	31	-	001-238	PRODUCTION, REPAIR AND MAINTENANCE	460	489
	Others	35	7	067	Fitters and fitter-assemblers	29	-
386-393	CLERKS, TYPISTS AND DRAUGHTSMEN	73	91	152-163	Makers of foods:		
392	Typists, etc.	-	40	152	Employers and managers	22	6
	Clerks, etc.	73	51	153	Foremen and overlookers	9	22
394, 395	WAREHOUSEMEN, STOREKEEPERS AND PACKERS	78	25	155	Bakers, pastry cooks and biscuits makers	126	82
394	Warehousemen and storekeepers	44	-	159	Sugar confectionery makers, moulders and coverers	3	58
395	Packers, etc.	34	25		Other skilled workers	130	267
	OTHERS	486	2		Other skilled workers in production, repair and maintenance	141	54
401	Unskilled workers	461	1	239-290	TRANSPORT AND COMMUNICATION	65	35
	Others	25	1	258	Drivers of self-propelled goods vehicles and tractors	25	-
029	<b>Bread and Flour Confectionery (incl. other cereal foods)</b>	<b>7,355</b>	<b>1,946</b>		Others	40	35
001-238	PRODUCTION, REPAIR AND MAINTENANCE	4,323	1,037	291-311	COMMERCE AND FINANCE	28	2
070	Motor and motor-cycle mechanics	31	-	366-385	PERSONAL SERVICE	5	30
152-163	Makers of foods:			386-393	CLERKS, TYPISTS AND DRAUGHTSMEN	38	142
152	Employers and managers	302	75	392	Typists, etc.	-	78
153	Foremen and overlookers	84	18		Clerks, etc.	38	64
155	Bakers, pastry cooks and biscuit makers	3,628	848	394, 395	WAREHOUSEMEN, STOREKEEPERS AND PACKERS	56	725
	Other skilled workers	154	90		OTHERS	199	105
177	Carpenters and joiners	24	-	401	Unskilled workers	171	99
	Other skilled workers in production, repair and maintenance	100	6		Others	28	6
239-290	TRANSPORT AND COMMUNICATION	659	5	031	<b>Sugar</b>	<b>1,579</b>	<b>120</b>
255	Drivers of horse-drawn vehicles for the transport of goods	30	-	001-238	PRODUCTION, REPAIR AND MAINTENANCE	440	19
258	Drivers of self-propelled goods vehicles and tractors	331	1	066	Machine erectors, millwrights and maintenance engineers	23	-
259	Lorry drivers' helpers and mates	132	-	067	Fitters and fitter-assemblers	98	-

TABLE 7 (contd.) - MALES AND FEMALES AT WORK IN EACH INDUSTRY OR SERVICE, DISTINGUISHING THE PRINCIPAL OCCUPATIONS WITHIN THAT INDUSTRY OR SERVICE

Code no.	Industry and Occupation	Males	Females	Code no.	Industry and Occupation	Males	Females
	<b>Sugar (contd.)</b>			<b>033</b>	<b>Jam and Jelly Making and Canning and Preserving of Fruits and Vegetables</b>	<b>858</b>	<b>1,645</b>
078	Fitters', millwrights' and mechanics' labourers	41	-				
087	Electricians	26	-	001-238	PRODUCTION, REPAIR AND MAINTENANCE	292	537
152-163	Makers of foods	127	11	152-163	Makers of foods:		
	Other skilled workers in production, repair and maintenance	125	8	152	Employers and managers	37	4
239-290	TRANSPORT AND COMMUNICATION	151	1	153	Foremen and overlookers	21	28
258	Drivers of self-propelled goods vehicles and tractors	96	-	158	Jam and jelly boilers	29	116
	Others	65	1	195	Other skilled workers	101	345
321-357	PROFESSIONAL AND TECHNICAL	50	6		Paperboard box makers	1	20
386-393	CLERKS, TYPISTS AND DRAUGHTSMEN	146	80	239-290	Other skilled workers in production, repair and maintenance	103	24
392	Typists, etc.	1	51	258	Drivers of self-propelled goods vehicles and tractors	38	-
	Clerks, etc.	145	29	259	Lorry drivers' helpers and mates	33	-
394,395	WAREHOUSEMEN, STOREKEEPERS AND PACKERS	20	1		Others	24	6
	OTHERS	762	13	291-311	COMMERCE AND FINANCE	65	5
401	Unskilled workers	673	9	296	Commercial travellers	44	2
	Others	-89	4		Others	21	3
<b>032</b>	<b>SWEETS, CHOCOLATES, SUGAR CONFECTIONERY AND COCOA</b>	<b>1,507</b>	<b>2,727</b>	386-393	CLERKS, TYPISTS AND DRAUGHTSMEN	69	180
001-238	PRODUCTION, REPAIR AND MAINTENANCE	775	1,273	392	Typists, etc.	-	71
066	Machine erectors, millwrights and maintenance engineers	25	-		Clerks, etc.	69	109
067	Fitters and fitter-assemblers	61	-	394,395	WAREHOUSEMEN, STOREKEEPERS AND PACKERS	110	763
078	Fitters', millwrights' and mechanics' labourers	24	-	394	Warehousemen and storekeepers	24	3
152-163	Makers of foods:			395	Packers, etc.	86	760
152	Employers and managers	81	7		OTHERS	227	154
153	Foremen and overlookers	29	41	399	Boiler firemen and stokers, oilers and greasers of engines (not railway) and machinery	21	-
157	Sugar and sweet boilers (sugar confectionery)	158	223	401	Unskilled workers	173	128
159	Sugar confectionery makers, moulders and coverers	77	408		Others	33	26
160	Cocoa and chocolate makers	113	99	<b>034</b>	<b>Bacon Curing and Manufacturing of Sausages and Pig Meat Products</b>	<b>1,952</b>	<b>972</b>
	Other skilled workers	138	430	001-238	PRODUCTION, REPAIR AND MAINTENANCE	982	561
195	Paperboard box makers	3	52	067	Fitters and fitter-assemblers	32	-
	Other skilled workers in production, repair and maintenance	66	13	152-163	Makers of foods:		
239-290	TRANSPORT AND COMMUNICATION	89	2	152	Employers and managers	69	4
258	Drivers of self-propelled goods vehicles and tractors	49	-	153	Foremen and overlookers	41	5
	Lorry drivers' helpers and mates	24	-	161	Slaughterhouse workers	399	27
	Others	16	2	162	Bacon curers	100	-
291-311	COMMERCE AND FINANCE	125	17	177	Other skilled workers	227	499
296	Commercial travellers	66	2		Carpenters and joiners	24	-
	Others	59	15	239-290	Other skilled workers in production, repair and maintenance	90	26
366-385	PERSONAL SERVICE	7	28	258	Drivers of self-propelled goods vehicles and tractors	148	4
386-393	CLERKS, TYPISTS AND DRAUGHTSMEN	111	193	259	Lorry drivers' helpers and mates	102	-
392	Typists, etc.	2	95		Others	20	-
	Clerks, etc.	109	98	291-311	COMMERCE AND FINANCE	220	18
394,395	WAREHOUSEMEN, STOREKEEPERS AND PACKERS	129	1,086	294	Buyers	21	-
394	Warehousemen and storekeepers	37	7	296	Commercial travellers	74	1
395	Packers, etc.	92	1,079	298	Salesmen and shop assistants	38	14
	OTHERS	271	128	300	Roundsmen and van salesmen	51	-
401	Unskilled workers	199	121		Others	36	3
	Others	72	7				

TABLE 7 (contd.) - MALES AND FEMALES AT WORK IN EACH INDUSTRY OR SERVICE, DISTINGUISHING THE PRINCIPAL OCCUPATIONS WITHIN THAT INDUSTRY OR SERVICE

Code no.	Industry and Occupation	Males	Females	Code no.	Industry and Occupation	Males	Females
	<b>Bacon Curing and Manufacturing of Sausages and Pig Meat Products (contd.)</b>				<b>Creameries and Other Milk Derivative Industries (contd.)</b>		
386-393	CLERKS, TYPISTS AND DRAUGHTSMEN	208	187	259	Lorry drivers' helpers and mates	52	-
392	Typists, etc. Clerks, etc.	- 208	69 118	291-311	COMMERCE AND FINANCE	104	23
394, 395	WAREHOUSEMEN, STOREKEEPERS AND PACKERS	36	100	298	Salesmen and shop assistants	31	19
394	Warehousemen and store-keepers	18	6	300	Roundsmen and van salesmen	39	1
395	Packers, etc.	18	94		Others	34	3
	OTHERS	358	102	321-357	PROFESSIONAL AND TECHNICAL	27	7
399	Boiler firemen and stokers, oilers and greasers of engines (not railway) and machinery	26	-	386-393	CLERKS, TYPISTS AND DRAUGHTSMEN	128	162
401	Unskilled workers Others	293 39	85 17	392	Typists, etc. Clerks, etc.	- 128	67 95
035	<b>Canning and Preserving of Meat and Manufacture of Meat Products (excl. pig meat)</b>	<b>521</b>	<b>274</b>	394, 395	WAREHOUSEMEN, STOREKEEPERS AND PACKERS	116	106
001-238	PRODUCTION, REPAIR AND MAINTENANCE	247	84	394	Warehousemen and store-keepers	74	4
152-163	Makers of foods:			395	Packers, etc.	42	102
153	Foremen and overlookers	20	1		OTHERS	932	18
161	Slaughterhouse workers Other skilled workers Other skilled workers in production, repair and maintenance	92 89 46	5 71 7	396 399	Stationary engine drivers Boiler firemen and stokers, oilers and greasers of engines (not railway) and machinery	190 132	- -
239-290	TRANSPORT AND COMMUNICATION	30	1	401	Unskilled workers Others	592 18	15 3
291-311	COMMERCE AND FINANCE	23	2	038	<b>Other Food-making and Preparing Industries</b>	<b>668</b>	<b>412</b>
386-393	CLERKS, TYPISTS AND DRAUGHTSMEN	37	31	001-238	PRODUCTION, REPAIR AND MAINTENANCE	265	84
394, 395	WAREHOUSEMEN, STOREKEEPERS AND PACKERS	23	113	152-163	Makers of foods:		
	OTHERS	161	43	152	Employers and managers	43	-
401	Unskilled workers Others	141 20	38 5	161	Slaughterhouse workers Other skilled workers Other skilled workers in production, repair and maintenance	54 108 60	1 79 4
036, 037	<b>Creameries and Other Milk Derivative Industries</b>	<b>3,988</b>	<b>748</b>	239-290	TRANSPORT AND COMMUNICATION	71	1
001-238	PRODUCTION, REPAIR AND MAINTENANCE	2,123	430	258	Drivers of self-propelled goods vehicles and tractors Others	37 34	- 1
066	Machine erectors, millwrights and maintenance engineers	26	-	291-311	COMMERCE AND FINANCE	64	-
067	Fitters and fitter-assemblers	42	-	296	Commercial travellers Others	44 20	- -
070	Motor and motor-cycle mechanics	29	-	386-393	CLERKS, TYPISTS AND DRAUGHTSMEN	47	94
152-163	Makers of foods:			392	Typists, etc. Clerks, etc.	- 47	56 38
152	Employers and managers	757	7	394, 395	WAREHOUSEMEN, STOREKEEPERS AND PACKERS	61	209
153	Foremen and overlookers	37	6	394	Warehousemen and store-keepers	26	5
156	Milk processors, makers of dairy products and creamery workers Other skilled workers	954 57	316 55	395	Packers, etc.	35	204
177	Carpenters and joiners	48	-		OTHERS	160	24
180	Packing case makers	22	15	401	Unskilled workers Others	131 29	16 8
225	Builders', bricklayers', plasterers' and masons' labourers Other skilled workers in production, repair and maintenance	24 127	- 31		<b>BEVERAGE INDUSTRIES</b>		
239-290	TRANSPORT AND COMMUNICATION	558	2	039	<b>Malting</b>	<b>889</b>	<b>34</b>
255	Drivers of horse-drawn vehicles for the transport of goods	32	-	001-238	PRODUCTION, REPAIR AND MAINTENANCE	305	3
258	Drivers of self-propelled goods vehicles and tractors	451	1	164-168	Makers of drinks:		
				164	Employers and managers	31	1
				165	Foremen and overlookers	21	-

TABLE 7 (contd.) - MALES AND FEMALES AT WORK IN EACH INDUSTRY OR SERVICE, DISTINGUISHING THE PRINCIPAL OCCUPATIONS WITHIN THAT INDUSTRY OR SERVICE

Code no.	Industry and Occupation	Males	Females	Code no.	Industry and Occupation	Males	Females
	<b>Malting (contd.)</b>				<b>Brewing (contd.)</b>		
166	Maltsters	181	-	386-393	CLERKS, TYPISTS AND DRAUGHTSMEN	418	284
	Other skilled workers	36	1	392	Typists, etc.	4	98
	Other skilled workers in production, repair and maintenance	36	1		Clerks, etc.	414	186
239-290	TRANSPORT AND COMMUNICATION	60	-	394, 395	WAREHOUSEMEN, STOREKEEPERS AND PACKERS	130	8
258	Drivers of self-propelled goods vehicles and tractors	30	-	394	Warehousemen and storekeepers	76	2
	Others	30	-	395	Packers, etc.	54	6
386-393	CLERKS, TYPISTS AND DRAUGHTSMEN	40	21		OTHERS	2,137	11
394, 395	WAREHOUSEMEN, STOREKEEPERS AND PACKERS	47	5	399	Boiler firemen and stokers, oilers and greasers of engines (not railway) and machinery	72	-
	OTHERS	437	5	401	Unskilled workers	1,976	10
401	Unskilled workers	402	2	403	Gatekeepers (not level crossing)	33	-
	Others	35	3		Others	56	1
040	<b>Brewing</b>	<b>4,648</b>	<b>399</b>	041	<b>DISTILLING, RECTIFYING AND BLENDING OF POTABLE SPIRITS</b>	<b>870</b>	<b>113</b>
001-238	PRODUCTION, REPAIR AND MAINTENANCE	1,333	17	001-238	PRODUCTION, REPAIR AND MAINTENANCE	209	13
058	Boiler makers, platers and shipwrights	23	-	164-168	Makers of drinks:		
066	Machine erectors, millwrights and maintenance engineers	35	-	164	Employers and managers	22	-
067	Fitters and fitter-assemblers	90	-	179	Other skilled workers	71	11
078	Fitters', millwrights' and mechanics' labourers	32	-		Coopers, hoop-makers and benders	39	-
087	Electricians	42	-		Other skilled workers in production, repair and maintenance	77	2
164-168	Makers of drinks:			239-290	TRANSPORT AND COMMUNICATION	53	-
164	Employers and managers	44	1	258	Drivers of self-propelled goods vehicles and tractors	26	-
165	Foremen and overlookers	97	4		Others	27	-
166	Maltsters	43	-	291-311	COMMERCE AND FINANCE	30	1
167	Skilled workers in the brewing of ale, stout and porter	112	-	296	Commercial travellers	23	-
	Other skilled workers	129	1		Others	7	1
	Workers in wood and furniture:			386-393	CLERKS, TYPISTS AND DRAUGHTSMEN	87	39
175	Foremen and overlookers	20	-	392	Typists, etc.	2	24
177	Carpenters and joiners	54	-		Clerks, etc.	85	15
179	Coopers, hoopmakers and benders	289	-	394, 395	WAREHOUSEMEN, STOREKEEPERS AND PACKERS	81	46
	Other skilled workers	31	2	394	Warehousemen and storekeepers	56	5
225	Builders', bricklayers', plasterers' and masons' labourers	23	-	395	Packers, etc.	25	41
230-232	Painters and decorators	21	-		OTHERS	410	14
	Other skilled workers in production, repair and maintenance	248	9	399	Boiler firemen and stokers, oilers and greasers of engines (not railway) and machinery	41	-
239-290	TRANSPORT AND COMMUNICATION	447	1	401	Unskilled workers	338	3
240	Locomotive engine drivers	30	-		Others	31	11
255	Drivers of horse-drawn vehicles for the transport of goods	22	-	042	<b>Soft Drinks</b>	<b>1,651</b>	<b>233</b>
258	Drivers of self-propelled goods vehicles and tractors	159	-	001-238	PRODUCTION, REPAIR AND MAINTENANCE	368	44
259	Lorry drivers' helpers and mates	32	-	164-168	Makers of drinks:		
271	Bargemen, boatmen and tugmen	22	-	164	Employers and managers	86	8
288	Messengers	81	-	165	Foremen and overlookers	43	-
	Others	101	1		Other skilled workers	146	34
291-311	COMMERCE AND FINANCE	96	1		Other skilled workers in production, repair and maintenance	93	2
296	Commercial travellers	54	-	239-290	TRANSPORT AND COMMUNICATION	346	-
	Others	42	1	255	Drivers of horse-drawn vehicles for the transport of goods	24	-
321-357	PROFESSIONAL AND TECHNICAL	72	3	258	Drivers of self-propelled goods vehicles and tractors	180	-
366-385	PERSONAL SERVICE	15	74				
379	Charwomen and office cleaners	2	68				
	Others	13	6				

TABLE 7 (contd.) - MALES AND FEMALES AT WORK IN EACH INDUSTRY OR SERVICE, DISTINGUISHING THE PRINCIPAL OCCUPATIONS WITHIN THAT INDUSTRY OR SERVICE

Code no.	Industry and Occupation	Males	Females	Code no.	Industry and Occupation	Males	Females
	<b>Soft Drinks (contd.)</b>				<b>Manufacture of Tobacco (contd.)</b>		
259	Lorry drivers' helpers and mates	111	-	291-311	COMMERCE AND FINANCE	116	-
	Others	31	-	296	Commercial travellers	89	-
291-311	COMMERCE AND FINANCE	211	4		Others	27	-
296	Commercial travellers	84	-	386-393	CLERKS, TYPISTS AND DRAUGHTSMEN	275	182
298	Salesmen and shop assistants	40	3	392	Typists, etc.	-	92
300	Roundsmen and van salesmen	62	-		Clerks, etc.	275	90
	Others	25	1	394, 395	WAREHOUSEMEN, STOREKEEPERS AND PACKERS	98	16
386-393	CLERKS, TYPISTS AND DRAUGHTSMEN	98	106		OTHERS	125	72
392	Typists, etc.	-	28	401	Unskilled workers	75	47
	Clerks, etc.	98	78		Others	50	25
394, 395	WAREHOUSEMEN, STOREKEEPERS AND PACKERS	241	40		<b>MANUFACTURE OF TEXTILES</b>		
394	Warehousemen and storekeepers	34	-	045	<b>Flax Scutch Mills</b>	<b>313</b>	<b>14</b>
395	Packers, etc.	207	40	001-238	PRODUCTION, REPAIR AND MAINTENANCE	284	12
	OTHERS	387	39	094-110	Textile workers:		
401	Unskilled workers	368	37	094	Employers and managers	22	1
	Others	19	2	096	Sorters, washers, openers, blenders, grinders, breakers and scutchers	229	3
043	<b>Manufacture of Other Beverages and Bottling of Beer, Wine and Spirits, etc.</b>	<b>336</b>	<b>72</b>		Other skilled workers	24	8
001-238	PRODUCTION, REPAIR AND MAINTENANCE	66	5		Other skilled workers in production, repair and maintenance	9	-
164-168	Makers of drinks	44	5		OTHERS	29	2
	Other skilled workers in production, repair and maintenance	22	-	046	<b>Linen, Cotton and Poplin - Spinning, Weaving and Finishing</b>	<b>1,142</b>	<b>1,655</b>
239-290	TRANSPORT AND COMMUNICATION	73	-	001-238	PRODUCTION, REPAIR AND MAINTENANCE	807	1,405
258	Drivers of self-propelled goods vehicles and tractors	33	-	067	Fitters and fitter-assemblers	44	-
259	Lorry drivers' helpers and mates	21	-	094-110	Textile workers:		
	Others	19	-	094	Employers and managers	53	2
386-393	CLERKS, TYPISTS AND DRAUGHTSMEN	16	24	095	Foremen and overlookers	36	22
394, 395	WAREHOUSEMEN, STOREKEEPERS AND PACKERS	82	22	098	Spinners and piecers	57	39
	OTHERS	99	21	100	Winders, warpers, sizers, drawers-in and twist-ers-in	48	222
	<b>TOBACCO INDUSTRY</b>			101	Weavers (not carpet)	211	557
044	<b>Manufacture of Tobacco</b>	<b>1,183</b>	<b>1,538</b>	108	Hookers, lappers, makers-up and plaiters	5	25
001-238	PRODUCTION, REPAIR AND MAINTENANCE	525	1,262	106, 107, 109	Other skilled workers in bleaching, dyeing and finishing	77	38
067	Fitters and fitter-assemblers	23	-		Other skilled workers	185	415
169-173	Makers of tobacco:				Other skilled workers in production, repair and maintenance	91	85
169	Employers and managers	49	2	239-290	TRANSPORT AND COMMUNICATION	20	2
170	Foremen and overlookers	37	14	291-311	COMMERCE AND FINANCE	24	3
171	Openers, strippers and cutters, etc.	69	373	386-393	CLERKS, TYPISTS AND DRAUGHTSMEN	57	86
172	Cigarette making and packing machine operators	181	596	392	Typists, etc.	-	42
	Other skilled workers	77	261		Clerks, etc.	57	44
	Other skilled workers in production, repair and maintenance	89	16	394, 395	WAREHOUSEMEN, STOREKEEPERS AND PACKERS	46	69
239-290	TRANSPORT AND COMMUNICATION	44	6	394	Warehousemen and storekeepers	29	1
258	Drivers of self-propelled goods vehicles and tractors	26	1	395	Packers, etc.	17	68
	Others	18	5		OTHERS	188	90
				401	Unskilled workers	158	74
					Others	30	16

TABLE 7 (contd.) - MALES AND FEMALES AT WORK IN EACH INDUSTRY OR SERVICE, DISTINGUISHING THE PRINCIPAL OCCUPATIONS WITHIN THAT INDUSTRY OR SERVICE

Code no.	Industry and Occupation	Males	Females	Code no.	Industry and Occupation	Males	Females
047	Woolen and Worsted - Spinning, Weaving and Finishing	2,414	2,494	052	Cordage, Rope, Twine, Net and Other Related Goods	349	83
001-238	PRODUCTION, REPAIR AND MAINTENANCE	1,810	2,254	001-238	PRODUCTION, REPAIR AND MAINTENANCE	253	47
067	Fitters and fitter-assemblers	21	-	094-110	Textile workers:		
094-110	Textile workers:			104	Rope, twine and net makers	161	14
094	Employers and managers	84	1		Other skilled workers	69	21
095	Foremen and overlookers	92	11		Other skilled workers in production, repair and maintenance	23	12
096	Sorters, washers, openers, blenders, grinders, breakers and scutchers	109	35	386-393	CLERKS, TYPISTS AND DRAUGHTSMEN	11	21
097	Carders, combers and other skilled preparing-room workers	139	57	394, 395	WAREHOUSEMEN, STOREKEEPERS AND PACKERS	21	3
098	Spinners and piecers	163	399		OTHERS	64	12
099	Doublers and twisters	12	88	053	Jute and Hemp - Spinning and Weaving	446	599
100	Winders, warpers, sizers, drawers-in and twisters-in	97	285	001-238	PRODUCTION, REPAIR AND MAINTENANCE	309	560
101	Weavers (not carpet)	358	608	069	Mechanics	21	-
103	Hosiery frame tenters and knitters (hand or machine)	10	55	094-110	Textile workers:		
106	Lookers, examiners, burlers and menders	25	294	098	Spinners and piecers	8	71
107	Dye-house workers	50	1	100	Winders, warpers, sizers, drawers-in and twisters-in	2	28
108, 109	Other skilled workers in bleaching, dyeing and finishing	159	69	101	Weavers (not carpet)	7	250
177	Other skilled workers	330	305		Other skilled workers	230	201
	Carpenters and joiners	34	-		Other skilled workers in production, repair and maintenance	41	10
	Other skilled workers in production, repair and maintenance	127	46	386-393	CLERKS, TYPISTS AND DRAUGHTSMEN	21	10
239-290	TRANSPORT AND COMMUNICATION	44	2		OTHERS	116	29
258	Drivers of self-propelled goods vehicles and tractors	24	-	401	Unskilled workers	72	25
	Others	20	2		Others	44	4
291-311	COMMERCE AND FINANCE	55	6	054	Hosiery and Knitted Goods	1,348	4,008
296	Commercial travellers	22	-	001-238	PRODUCTION, REPAIR AND MAINTENANCE	1,003	3,628
	Others	33	6	066	Machine erectors, millwrights and maintenance engineers	22	-
386-393	CLERKS, TYPISTS AND DRAUGHTSMEN	102	130	094-110	Textile workers:		
392	Typists, etc.	1	63	094	Employers and managers	59	33
	Clerks, etc.	101	67	095	Foremen and overlookers	28	63
394, 395	WAREHOUSEMEN, STOREKEEPERS AND PACKERS	85	20	098	Spinners and piecers	13	43
394	Warehousemen and storekeepers	61	7	100	Winders, warpers, sizers, drawers-in and twisters-in	6	80
395	Packers, etc.	24	13	101	Weavers (not carpet)	7	23
	OTHERS	318	82	103	Hosiery frame tenters and knitters (hand or machine)	377	1,795
399	Boiler firemen and stokers, oilers and greasers of engines (not railway) and machinery	33	-	106	Lookers, examiners, burlers and menders	12	297
401	Unskilled workers	244	63	107	Dye-house workers	22	4
	Others	41	19	108, 109	Other skilled workers in bleaching, dyeing and finishing	66	122
048	Carpets and Floor Rugs	66	198		Other skilled workers	144	502
001-238	PRODUCTION, REPAIR AND MAINTENANCE	40	169	129-151	Makers of textile goods and articles:		
094-110	Textile workers:			131	Skilled cutters(hand)	3	20
102	Carpet weavers	5	87	132	Knife or machine cutters	6	20
106-109	Skilled workers in bleaching, dyeing and finishing	1	29	135	Dressmakers and other light clothing makers	-	35
	Other skilled workers	20	48	136	Machinists	55	330
	Other skilled workers in production, repair and maintenance	14	5	137	Pressers	21	46
	OTHERS	26	29		Other skilled workers	45	188
					Other skilled workers in production, repair and maintenance	117	27

TABLE 7 (contd.) - MALES AND FEMALES AT WORK IN EACH INDUSTRY OR SERVICE, DISTINGUISHING THE PRINCIPAL OCCUPATIONS WITHIN THAT INDUSTRY OR SERVICE

Code no.	Industry and Occupation	Males	Females	Code no.	Industry and Occupation	Males	Females
	<b>Hosiery and Knitted Goods (contd.)</b>				<b>Made-up Goods from Other Materials (contd.)</b>		
239-290	TRANSPORT AND COMMUNICATION	41	16	129-151	Makers of textile goods and articles:		
291-311	COMMERCE AND FINANCE	60	14	136	Machinists	2	68
296	Commercial travellers	37	2		Other skilled workers	27	83
	Others	23	12		Other skilled workers in production, repair and maintenance	37	39
386-393	CLERKS, TYPISTS AND DRAUGHTSMEN	85	164		OTHERS	48	46
392	Typists, etc.	-	87	059	<b>Upholstering</b>	<b>373</b>	<b>144</b>
	Clerks, etc.	85	77	001-238	PRODUCTION, REPAIR AND MAINTENANCE	336	125
394,395	WAREHOUSEMEN, STOREKEEPERS AND PACKERS	63	99	129-151	Makers of textile goods and articles:		
394	Warehousemen and storekeepers	30	8	145	Upholsterers and coach trimmers, etc.	276	79
395	Packers, etc.	33	91		Other skilled workers	32	37
	OTHERS	96	87		Other skilled workers in production, repair and maintenance	28	9
401	Unskilled workers	49	70		OTHERS	37	19
	Others	47	17	060	<b>Bedding and Mattress Manufacture (not wire)</b>	<b>372</b>	<b>197</b>
049-051 and 055	<b>Other Textile Manufactures (excl. Apparel and made-up Goods)</b>	<b>401</b>	<b>599</b>	001-238	PRODUCTION, REPAIR AND MAINTENANCE	277	161
001-238	PRODUCTION, REPAIR AND MAINTENANCE	238	476	129-151	Makers of textile goods and articles:		
094-110	Textile workers:			143	Employers and managers	31	1
094	Employers and managers	27	5	146	Bedding and mattress makers	145	94
100	Winders, warpers, sizers, drawers-in and twisters-in	3	36		Other skilled workers	54	54
101	Weavers (not carpet)	43	106		Other skilled workers in production, repair and maintenance	47	12
105	Lace workers	1	40	239-290	TRANSPORT AND COMMUNICATION	22	2
149	Other skilled workers	94	174	386-393	CLERKS, TYPISTS AND DRAUGHTSMEN	19	22
	Embroiderers and embroidery machinists	3	63		OTHERS	55	12
	Other skilled workers in production, repair and maintenance	67	52		<b>MANUFACTURE OF CLOTHING (incl. Boots and Shoes)</b>		
291-311	COMMERCE AND FINANCE	23	4	061	<b>Men's and Boys' Ready-made Outer Clothing</b>	<b>1,725</b>	<b>4,060</b>
386-393	CLERKS, TYPISTS AND DRAUGHTSMEN	28	49	001-238	PRODUCTION, REPAIR AND MAINTENANCE	1,355	3,718
	OTHERS	112	70	129-151	Makers of textile goods and articles:		
401	Unskilled workers	69	49	129	Employers and managers	146	8
	Others	43	21	130	Foremen and overlookers	23	25
	<b>MANUFACTURE OF TEXTILE MADE-UP GOODS (excl. Clothing)</b>			131	Skilled cutters (hand)	145	16
057	<b>Jute and Hemp Made-up Goods</b>	<b>141</b>	<b>470</b>	132	Knife or machine cutters	187	28
001-238	PRODUCTION, REPAIR AND MAINTENANCE	74	376	133	Tailors	446	1,175
129-151	Makers of textile goods and articles:			136	Machinists	49	1,726
150	Sack and other canvas goods makers	34	291	137	Pressers	231	197
	Other skilled workers	20	50		Other skilled workers	66	467
	Other skilled workers in production, repair and maintenance	20	35	239-290	TRANSPORT AND COMMUNICATION	93	10
386-393	CLERKS, TYPISTS AND DRAUGHTSMEN	10	23	288	Messengers	57	7
	OTHERS	57	71		Others	36	3
401	Unskilled workers	19	57	291-311	COMMERCE AND FINANCE	88	9
	Others	38	14	296	Commercial travellers	34	1
056 and 058	<b>Made-up Goods from Other Materials</b>	<b>114</b>	<b>236</b>	298	Salesmen and shop assistants	31	6
001-238	PRODUCTION, REPAIR AND MAINTENANCE	66	190		Others	23	2

TABLE 7 (contd.) - MALES AND FEMALES AT WORK, IN EACH INDUSTRY OR SERVICE, DISTINGUISHING THE PRINCIPAL OCCUPATIONS WITHIN THAT INDUSTRY OR SERVICE

Code no.	Industry and Occupation	Males	Females	Code no.	Industry and Occupation	Males	Females
	<b>Men's and Boys' Ready-made Outer Clothing (contd.)</b>				<b>Handicraft Tailoring, Dress-making and Millinery (contd.)</b>		
386-393	CLERKS, TYPISTS AND DRAUGHTSMEN	72	261	386-393	CLERKS, TYPISTS AND DRAUGHTSMEN	6	39
392	Typists, etc. Clerks, etc.	- 72	80 181		OTHERS	15	15
394, 395	WAREHOUSEMEN, STOREKEEPERS AND PACKERS	54	9	064	<b>Women's and Girls' Ready-made Underclothing</b>	<b>127</b>	<b>971</b>
	OTHERS	63	53	001-238	PRODUCTION, REPAIR AND MAINTENANCE	83	874
399	Boiler firemen and stokers, oilers and greasers of engines (not railway) and machinery	22	-	129-151	<b>Makers of textile goods and articles:</b>		
	Others	41	53	129	Employers and managers	26	9
062	<b>Women's and Girls' Ready-made Outer Clothing</b>	<b>807</b>	<b>4,661</b>	130	Foremen and overlookers	3	23
001-238	PRODUCTION, REPAIR AND MAINTENANCE	624	4,395	132	Knife or machine cutters	6	29
129-151	<b>Makers of textile goods and articles:</b>			135	Dressmakers and other light clothing makers	2	87
129	Employers and managers	130	30	136	Machinists	4	504
130	Foremen and overlookers	6	28	137	Pressers	-	32
131	Skilled cutters (hand)	62	123		Other skilled workers	14	161
132	Knife or machine cutters	63	63		Other skilled workers in production, repair and maintenance	28	29
133	Tailors	126	662				
135	Dressmakers and other light clothing makers	3	1,175	386-393	CLERKS, TYPISTS AND DRAUGHTSMEN	5	56
136	Machinists	30	1,702		OTHERS	39	41
137	Pressers	154	181	065	<b>Shirts and Collars</b>	<b>223</b>	<b>2,012</b>
149	Embroiderers and embroidery machinists	-	29	001-238	PRODUCTION, REPAIR AND MAINTENANCE	147	1,909
	Other skilled workers	22	352	129-151	<b>Makers of textile goods and articles:</b>		
	Other skilled workers in production, repair and maintenance	28	50	129	Employers and managers	39	6
239-290	TRANSPORT AND COMMUNICATION	45	11	130	Foremen and overlookers	-	22
288	Messengers	32	9	131	Skilled cutters (hand)	26	12
	Others	13	2	132	Knife or machine cutters	38	12
291-311	COMMERCE AND FINANCE	63	41	135	Dressmakers and other light clothing makers	4	631
296	Commercial travellers	44	3	136	Machinists	7	524
	Others	19	38	137	Pressers	-	127
386-393	CLERKS, TYPISTS AND DRAUGHTSMEN	31	159		Other skilled workers	13	535
392	Typists, etc. Clerks, etc.	- 31	74 85		Other skilled workers in production, repair and maintenance	20	40
	OTHERS	44	55	291-311	COMMERCE AND FINANCE	30	2
063	<b>Handicraft Tailoring, Dress-making and Millinery</b>	<b>3,410</b>	<b>6,354</b>	386-393	CLERKS, TYPISTS AND DRAUGHTSMEN	8	43
001-238	PRODUCTION, REPAIR AND MAINTENANCE	3,299	6,271	394, 395	WAREHOUSEMEN, STOREKEEPERS AND PACKERS	21	5
129-151	<b>Makers of textile goods and articles:</b>				OTHERS	17	53
129	Employers and managers	44	11	066	<b>Handkerchiefs, Scarves and Ties</b>	<b>58</b>	<b>269</b>
131	Skilled cutters (hand)	70	96	001-238	PRODUCTION, REPAIR AND MAINTENANCE	38	233
132	Knife or machine cutters	32	7	129-151	<b>Makers of textile goods and articles:</b>		
133	Tailors	3,006	863	135	Dressmakers and other light clothing makers	-	54
135	Dressmakers and other light clothing makers	9	4,638	136	Machinists	1	98
136	Machinists	3	291		Other skilled workers	28	71
137	Pressers	70	35		Other skilled workers in production, repair and maintenance	9	10
141	Milliners (makers)	3	149	386-393	CLERKS, TYPISTS AND DRAUGHTSMEN	2	21
	Other skilled workers	40	154		OTHERS	18	15
	Other skilled workers in production, repair and maintenance	22	27	067	<b>Boots and Shoes (not rubber) - Hand Manufacture (incl. the Repair of Footwear)</b>	<b>3,036</b>	<b>68</b>
239-290	TRANSPORT AND COMMUNICATION	41	4	001-238	PRODUCTION, REPAIR AND MAINTENANCE	2,997	33
291-311	COMMERCE AND FINANCE	49	25				
291	Proprietors, managing directors and managers in trading and in wholesale or retail businesses	28	3				
	Others	21	22				

TABLE 7 (contd.) - MALES AND FEMALES AT WORK IN EACH INDUSTRY OR SERVICE, DISTINGUISHING THE PRINCIPAL OCCUPATIONS WITHIN THAT INDUSTRY OR SERVICE

Code no.	Industry and Occupation	Males	Females	Code no.	Industry and Occupation	Males	Females
116-122	<b>Boots and Shoes (not rubber)- Hand Manufacture (incl. the Repair of Footwear) (contd.)</b>				<b>PREPARATION OF SKINS AND LEATHER AND MANUFACTURE OF LEATHER GOODS (excl. Boots and Shoes)</b>		
118	Boot and shoe makers:			072	Tanning and Dressing of Leather	1,200	93
	Boot and shoe repairers and makers (not factory)	2,971	26	001-238	PRODUCTION, REPAIR AND MAINTENANCE	795	44
	Other skilled workers	19	2	111-115	Leather tanners and dressers, fellmongers and fur dressers:		
	Other skilled workers in production, repair and maintenance	7	5	111	Employers and managers	21	-
291-311	COMMERCE AND FINANCE	8	21	112	Foremen and overlookers	25	-
	OTHERS	31	14	113	Lime and tan-yard workers (not labourers)	110	4
068	<b>Boots and Shoes (not rubber) - Factory Manufacture</b>	<b>3,748</b>	<b>3,042</b>	114	Carriers and leather dressers	61	4
001-238	PRODUCTION, REPAIR AND MAINTENANCE	3,266	2,596		Other skilled workers	468	27
116-122	Boot and shoe makers:				Other skilled workers in production, repair and maintenance	110	9
116	Employers and managers	74	2	239-290	TRANSPORT AND COMMUNICATION	29	1
117	Foremen and overlookers	126	38	386-393	CLERKS, TYPISTS AND DRAUGHTSMEN	42	18
119	Clickers and pattern cutters	663	125		OTHERS	334	30
120	Lasters, bottomers and heelers	351	175	401	Unskilled workers	277	20
121	Finishers and shoe room workers	253	239		Others	57	10
	Other skilled workers	1,704	1,911	071,073	<b>Other Preparations and Manu- facture of Leather and Leather Substitute Products (excl. Footwear and Other Wearing Apparel)</b>	<b>1,250</b>	<b>584</b>
	Other skilled workers in production, repair and maintenance	95	106				
239-290	TRANSPORT AND COMMUNICATION	47	2	001-238	PRODUCTION, REPAIR AND MAINTENANCE	1,112	498
288	Messengers	28	1	111-115	Leather tanners and dressers, fellmongers and fur dressers	81	59
	Others	19	1	123-128	Makers of leather or substitute products:		
291-311	COMMERCE AND FINANCE	72	4	123	Employers and managers	30	3
296	Commercial travellers	44	-	125	Saddlers and harness makers	754	-
	Others	28	4	126	Makers and stitchers (by hand) of other goods	40	134
386-393	CLERKS, TYPISTS AND DRAUGHTSMEN	79	240	127	Machinists	12	102
392	Typists, etc.	-	89		Other skilled workers	79	74
	Clerks, etc.	79	151		Other skilled workers in production, repair and maintenance	116	126
394,395	WAREHOUSEMEN, STOREKEEPERS AND PACKERS	122	107	239-290	TRANSPORT AND COMMUNICATION	29	3
394	Warehousemen and store- keepers	55	6	291-311	COMMERCE AND FINANCE	34	9
395	Packers, etc.	67	101	386-393	CLERKS, TYPISTS AND DRAUGHTSMEN	14	41
	OTHERS	162	93	392	Typists, etc. Clerks, etc.	-	27
401	Unskilled workers	129	85		OTHERS	61	33
	Others	33	8				
069	<b>Hat and Cap Manufacture (excl. handicraft millinery)</b>	<b>205</b>	<b>286</b>		<b>MANUFACTURES OF WOOD AND CORK (excl. Furniture)</b>		
001-238	PRODUCTION, REPAIR AND MAINTENANCE	156	254	074	Sawmills and Joinery Works	2,395	56
	OTHERS	49	32	001-238	PRODUCTION, REPAIR AND MAINTENANCE	1,328	8
070	<b>Other Clothing Manufacture</b>	<b>141</b>	<b>414</b>	013	Foresters and woodmen	85	-
001-238	PRODUCTION, REPAIR AND MAINTENANCE	105	350	174-187	Workers in wood and furniture:		
129-151	Makers of textile goods, and articles:			174	Employers and managers	112	4
134	Glove makers (not knitted or rubber)	30	171	175	Foremen and overlookers	53	-
136	Machinists	-	59	177	Carpenters and joiners	221	-
	Other skilled workers	52	93	180	Packing case makers	20	-
	Other skilled workers in production, repair and maintenance	23	27	183	Converting mill sawyers	156	-
386-393	CLERKS, TYPISTS AND DRAUGHTSMEN	8	23				
	OTHERS	28	41				

TABLE 7 (contd.) - MALES AND FEMALES AT WORK IN EACH INDUSTRY OR SERVICE, DISTINGUISHING THE PRINCIPAL OCCUPATIONS WITHIN THAT INDUSTRY OR SERVICE

Code no.	Industry and Occupation	Males	Females	Code no.	Industry and Occupation	Males	Females
	<b>Sawmills and Joinery Works (contd.)</b>				<b>Cabinet and Furniture Making, Office and Store Fixtures, etc. (contd.)</b>		
184	Other sawyers, wood turners and woodcutting machinists	509	3	047-079	Workers in metals (other than precious metals) and in engineering trades:		
	Other skilled workers	102	1	077	Wire weavers and wire rope makers	35	3
	Other skilled workers in production, repair and maintenance	70	-		Other skilled workers	95	-
239-290	TRANSPORT AND COMMUNICATION	143	-	143-146	Upholsterers, coach trimmers, bedding and mattress makers:		
255	Drivers of horse-drawn vehicles for the transport of goods	23	-	145	Upholsterers, coach trimmers, etc.	194	51
258	Drivers of self-propelled goods vehicles and tractors	92	-	146	Bedding and mattress makers	24	4
	Others	28	-		Other skilled workers	10	1
291-311	COMMERCE AND FINANCE	40	1	174-187	Workers in wood and furniture:		
291	Proprietors, managing directors and managers in trading and in wholesale or retail businesses	30	-	174	Employers and managers	157	1
	Others	10	1	175	Foremen and overlookers	20	1
386-393	CLERKS, TYPISTS AND DRAUGHTSMEN	54	36	176	Cabinet makers	1,411	4
	OTHERS	830	11	177	Carpenters and joiners	290	-
401	Unskilled workers	786	6	183,184	Sawyers, wood turners and wood cutting machinists	345	7
	Others	44	5	185	French polishers	219	197
075	<b>General and Jobbing Carpentry</b>	<b>6,047</b>	<b>5</b>		Other skilled workers	118	9
001-238	PRODUCTION, REPAIR AND MAINTENANCE	5,967	1	239-290	TRANSPORT AND COMMUNICATION	103	2
174-187	Workers in wood and furniture:			258	Drivers of self-propelled goods vehicles and tractors	36	-
177	Carpenters and joiners	5,863	-	288	Messengers	49	1
	Other skilled workers	53	1		Others	18	1
	Other skilled workers in production, repair and maintenance	51	-	291-311	COMMERCE AND FINANCE	61	10
	OTHERS	80	4	296	Commercial travellers	30	-
076-079	<b>OTHER WOOD MANUFACTURES</b>	<b>1,090</b>	<b>109</b>		Others	31	10
001-238	PRODUCTION, REPAIR AND MAINTENANCE	785	52	386-393	CLERKS, TYPISTS AND DRAUGHTSMEN	63	105
174-187	Workers in wood and furniture:			392	Typists, etc.	-	52
174	Employers and managers	36	1		Clerks, etc.	63	53
177	Carpenters and joiners	68	-	394,395	WAREHOUSEMEN, STOREKEEPERS AND PACKERS	47	-
179	Coopers, hoopmakers and benders	98	-		OTHERS	208	11
180	Packing case makers	106	10	401	Unskilled workers	192	6
183,184	Sawyers, wood turners and wood cutting machinists	134	-		Others	16	5
186	Basket makers and other cane workers	134	11		<b>MANUFACTURE OF PAPER AND PAPER PRODUCTS</b>		
	Other skilled workers	149	22	082	<b>Paper and Paperboard</b>	<b>1,055</b>	<b>379</b>
	Other skilled workers in production, repair and maintenance	60	8	001-238	PRODUCTION, REPAIR AND MAINTENANCE	437	180
239-290	TRANSPORT AND COMMUNICATION	51	-	067	Fitters and fitter-assemblers	47	-
288	Messengers	20	-	069	Mechanics	20	-
	Others	31	-	188-209	Makers of and workers in paper and paperboard, printers and bookbinders:		
386-393	CLERKS, TYPISTS AND DRAUGHTSMEN	19	27	189	Foremen and overlookers	23	6
	OTHERS	175	30	190	Breakers, boilermen, beatermen, vatmen, machine men and back-tenters	119	22
	<b>MANUFACTURE OF FURNITURE AND FIXTURES</b>			194	Pressers, stampers, scorers, punchers and cutters	20	6
080,081	<b>Cabinet and Furniture Making, Office and Store Fixtures, etc.</b>	<b>3,486</b>	<b>422</b>	196	Machine minders, setters and assistants	18	21
001-238	PRODUCTION, REPAIR AND MAINTENANCE	3,009	294		Other skilled workers	104	124
					Other skilled workers in production, repair and maintenance	86	1

TABLE 7 (contd.) - MALES AND FEMALES AT WORK IN EACH INDUSTRY OR SERVICE, DISTINGUISHING THE PRINCIPAL OCCUPATIONS WITHIN THAT INDUSTRY OR SERVICE

Code no.	Industry and Occupation	Males	Females	Code no.	Industry and Occupation	Males	Females
	<b>Paper and Paperboard (contd.)</b>				<b>PRINTING, PUBLISHING AND ALLIED INDUSTRIES</b>		
239-290	TRANSPORT AND COMMUNICATION	41	1				
258	Drivers of self-propelled goods vehicles and tractors	21	-	085	Production of Newspapers and Periodicals	2,897	553
	Others	20	1	001-238	PRODUCTION, REPAIR AND MAINTENANCE	1,427	131
291-311	COMMERCE AND FINANCE	25	1	198-209	Printers and bookbinders:		
386-393	CLERKS, TYPISTS AND DRAUGHTSMEN	61	57	198	Employers and managers	105	10
392	Typists, etc.	-	30	199	Foremen and overlookers	28	1
	Clerks, etc.	61	27	200	Compositors (hand or machine) and monotype or linotype operators	654	5
394, 395	WAREHOUSEMEN, STOREKEEPERS AND PACKERS	71	56	201	Printers (so returned)	132	17
394	Warehousemen and storekeepers	25	-	202	Stereotypers and electrotypers	62	2
	Packers, etc.	46	56	203	Process engravers and photographers (printing trade)	56	5
	OTHERS	420	84	205	Letterpress or litho printing machine minders and setters	90	5
401	Unskilled workers	369	74	206	Letterpress or litho printing machine assistants	75	23
	Others	51	10	208	Bookbinders	12	34
083	Cardboard Boxes	242	921		Other skilled workers	123	20
001-238	PRODUCTION, REPAIR AND MAINTENANCE	138	823		Other skilled workers in production, repair and maintenance	90	9
188-209	Makers of and workers in paper and paperboard, printers and bookbinders:			239-290	TRANSPORT AND COMMUNICATION	186	6
195	Paperboard box makers	49	680	258	Drivers of self-propelled goods vehicles and tractors	65	-
196	Machine minders, setters and assistants	11	70	286	Telegraph operators	21	-
	Other skilled workers	56	70	288	Messengers	73	-
	Other skilled workers in production, repair and maintenance	22	3		Others	27	6
239-290	TRANSPORT AND COMMUNICATION	30	-	291-311	COMMERCE AND FINANCE	127	3
258	Drivers of self-propelled goods vehicles and tractors	20	-	295	Advertising agents and managers	43	1
	Others	10	-	296	Commercial travellers	28	-
386-393	CLERKS, TYPISTS AND DRAUGHTSMEN	11	38	321-357	PROFESSIONAL AND TECHNICAL	549	39
392	Typists, etc.	-	22	353	Authors, editors and journalists	528	36
	Clerks, etc.	11	16		Others	21	3
394, 395	WAREHOUSEMEN, STOREKEEPERS AND PACKERS	17	30	366-385	PERSONAL SERVICE	33	19
	OTHERS	46	30	386-393	CLERKS, TYPISTS AND DRAUGHTSMEN	425	337
084	Stationery, Paper Bags and Other Paper and Paperboard Products	272	388	392	Typists, etc.	-	132
					Clerks, etc.	425	205
001-238	PRODUCTION, REPAIR AND MAINTENANCE	131	268	394, 395	WAREHOUSEMEN, STOREKEEPERS AND PACKERS	58	4
188-209	Makers of and workers in paper and paperboard, printers and bookbinders:				OTHERS	92	14
195	Paperboard box makers	1	23	086 & 087	Other Printing and Bookbinding	3,739	2,671
196	Machine minders, setters and assistants	13	98	001-238	PRODUCTION, REPAIR AND MAINTENANCE	2,701	1,700
	Other skilled workers	69	143	188-209	Makers of and workers in paper and paperboard, printers and bookbinders:		
	Other skilled workers in production, repair and maintenance	48	4	194	Pressers, stampers, scorers, punchers and cutters	75	20
291-311	COMMERCE AND FINANCE	27	7	195	Paperboard box makers	6	102
386-393	CLERKS, TYPISTS AND DRAUGHTSMEN	21	57	196	Machine minders, setters and assistants	7	27
392	Typists, etc.	-	31	198	Employers and managers	234	17
	Clerks, etc.	21	26	199	Foremen and overlookers	67	19
394, 395	WAREHOUSEMEN, STOREKEEPERS AND PACKERS	27	25	200	Compositors (hand or machine) and monotype or linotype operators	744	27
	OTHERS	66	31	201	Printers (so returned)	414	232
				202	Stereotypers and electrotypers	54	-
				203	Process engravers and photographers (printing trade)	63	2
				204	Lithographic artists and transferers	74	6

TABLE 7 (contd.) - MALES AND FEMALES AT WORK IN EACH INDUSTRY OR SERVICE, DISTINGUISHING THE PRINCIPAL OCCUPATIONS WITHIN THAT INDUSTRY OR SERVICE

Code no.	Industry and Occupation	Males	Females	Code no.	Industry and Occupation	Males	Females
188-209	<b>Other Printing and Bookbinding (contd.)</b>				<b>Manufacture from Natural or Synthetic Rubber of all kinds of Rubber Articles (incl. Rubber Footwear) (contd.)</b>		
205	Makers of and workers in paper and paperboard, printers and bookbinders (contd.)	317	105	386-393	CLERKS, TYPISTS AND DRAUGHTSMEN	120	126
206	Letterpress or litho printing machine minders and setters	101	264	392	Typists, etc. Clerks, etc.	-	73
207	Letterpress or litho printing machine assistants	57	26	394, 395	WAREHOUSEMEN, STOREKEEPERS AND PACKERS	63	17
208	Machine rulers	217	472	394	Warehousemen and store-keepers	53	1
	Bookbinders	159	367	395	Packers, etc.	10	16
	Other skilled workers	112	14		OTHERS	234	27
	Other skilled workers in production, repair and maintenance			401	Unskilled workers	211	18
239-290	TRANSPORT AND COMMUNICATION	106	18		Others	23	9
258	Drivers of self-propelled goods vehicles and tractors	49	-		<b>MANUFACTURE OF CHEMICALS AND CHEMICAL PRODUCTS</b>		
288	Messengers	106	6	089	Fertilisers	1,141	73
289	Porters and lift attendants	20	-	001-238	PRODUCTION, REPAIR AND MAINTENANCE	214	13
	Others	21	12	043-046	Workers in chemical and allied trades:		
291-311	COMMERCE AND FINANCE	202	22	043	Employers and managers	27	-
296	Commercial travellers	134	1	044	Foremen and overlookers	23	-
	Others	68	21	073	Other skilled workers	55	-
321-357	PROFESSIONAL AND TECHNICAL	41	13	177	Plumbers and gas fitters	21	-
353	Authors, editors and journalists	22	5		Carpenters and joiners	21	-
	Others	19	8		Other skilled workers in production, repair and maintenance	67	13
386-393	CLERKS, TYPISTS AND DRAUGHTSMEN	269	487				
392	Typists, etc.	2	246	239-290	TRANSPORT AND COMMUNICATION	52	3
	Clerks, etc.	267	241	258	Drivers of self-propelled goods vehicles and tractors	29	-
394, 395	WAREHOUSEMEN, STOREKEEPERS AND PACKERS	192	146		Others	23	3
394	Warehousemen and store-keepers	103	17	321-357	PROFESSIONAL AND TECHNICAL	31	-
395	Packers, etc.	89	129	386-393	CLERKS, TYPISTS AND DRAUGHTSMEN	78	36
	OTHERS	138	285	392	Typists, etc. Clerks, etc.	-	29
	<b>MANUFACTURE OF RUBBER PRODUCTS</b>					78	7
088	Manufacture from Natural or Synthetic Rubber of all kinds of Rubber Articles (incl. Rubber Footwear)	1,202	582	394, 395	WAREHOUSEMEN, STOREKEEPERS AND PACKERS	22	7
					OTHERS	744	14
001-238	PRODUCTION, REPAIR AND MAINTENANCE	695	406	401	Unskilled workers	686	12
067	Fitters and fitter-assemblers	29	-		Others	58	2
210-213	Workers in rubber:			090	<b>Drugs, Medicines and Pharmaceutical Preparations</b>	448	490
210	Employers and managers	26	1	001-238	PRODUCTION, REPAIR AND MAINTENANCE	88	33
211	Foremen and overlookers	31	17	043-046	Workers in chemical and allied trades:		
212	Mixers, spreaders moulders and vulcanisers	160	32	043	Employers and managers	32	2
	Other skilled workers	379	329		Other skilled workers	32	25
	Other skilled workers in production, repair and maintenance	70	27		Other skilled workers in production, repair and maintenance	24	6
239-290	TRANSPORT AND COMMUNICATION	23	3	239-290	TRANSPORT AND COMMUNICATION	51	3
291-311	COMMERCE AND FINANCE	44	1	291-311	COMMERCE AND FINANCE	78	5
296	Commercial travellers	27	-	296	Commercial travellers	45	1
	Others	17	1		Others	33	4
321-357	PROFESSIONAL AND TECHNICAL	23	2	321-357	PROFESSIONAL AND TECHNICAL	55	6

TABLE 7 (contd.) - MALES AND FEMALES AT WORK IN EACH INDUSTRY OR SERVICE, DISTINGUISHING THE PRINCIPAL OCCUPATIONS WITHIN THAT INDUSTRY OR SERVICE

Code no.	Industry and Occupation	Males	Females	Code no.	Industry and Occupation	Males	Females
	<b>Drugs, Medicines and Pharmaceutical Preparations (contd.)</b>			<b>093</b>	<b>Other Chemicals and Chemical Products</b>	<b>1,233</b>	<b>693</b>
386-393	CLERKS, TYPISTS AND DRAUGHTSMEN	50	168	001-238	PRODUCTION, REPAIR AND MAINTENANCE	376	156
392	Typists, etc. Clerks, etc.	- 50	105 63	043-046	Workers in chemical and allied trades:		
394, 395	WAREHOUSEMEN, STOREKEEPERS AND PACKERS	65	189	043	Employers and managers	59	4
394	Warehousemen and store-keepers	15	4	044	Foremen and overlookers	28	8
395	Packers, etc.	50	185	045	Mixers, blenders and grinders	21	6
	OTHERS	61	26		Other skilled workers	71	55
<b>091</b>	<b>Paints, Distempers and Varnishes</b>	<b>452</b>	<b>183</b>	067	Fitters and fitter-assemblers	41	1
001-238	PRODUCTION, REPAIR AND MAINTENANCE	177	44	195	Paperboard box makers	2	44
043-046	Workers in chemical and allied trades:				Other skilled workers in production, repair and maintenance	154	38
043	Employers and managers	47	2	239-290	TRANSPORT AND COMMUNICATION	92	2
045	Mixers, blenders and grinders	74	13	258	Drivers of self-propelled goods vehicles and tractors	39	-
	Other skilled workers	35	24		Others	43	2
	Other skilled workers in production, repair and maintenance	21	5	291-311	COMMERCE AND FINANCE	91	3
239-290	TRANSPORT AND COMMUNICATION	35	3	296	Commercial travellers	50	1
291-311	COMMERCE AND FINANCE	34	1		Others	31	2
296	Commercial travellers	22	-	321-357	PROFESSIONAL AND TECHNICAL	51	9
	Others	12	1	350	Analytical and research chemists, assayers and metallurgists	24	2
386-393	CLERKS, TYPISTS AND DRAUGHTSMEN	43	63		Others	27	7
392	Typists, etc. Clerks, etc.	- 43	38 25	386-393	CLERKS, TYPISTS AND DRAUGHTSMEN	96	155
394, 395	WAREHOUSEMEN, STOREKEEPERS AND PACKERS	48	54	392	Typists, etc. Clerks, etc.	1 95	92 63
394	Warehousemen and store-keepers	10	-	394, 395	WAREHOUSEMEN, STOREKEEPERS AND PACKERS	85	252
395	Packers, etc.	38	54	394	Warehousemen and store-keepers	42	-
	OTHERS	115	18	395	Packers, etc.	43	252
<b>092</b>	<b>Soap, Candles and Glycerine</b>	<b>535</b>	<b>464</b>		OTHERS	462	116
001-238	PRODUCTION, REPAIR AND MAINTENANCE	133	71	399	Boiler firemen and stokers, oilers and greasers of engines (not railway) and machinery	30	-
043-046	Workers in chemical and allied trades:				Unskilled workers	412	100
043	Employers and managers	23	1		Others	20	16
	Other skilled workers	55	45	401	MANUFACTURE OF BRICKS, POTTERY, STONE AND GLASS, etc.		
	Other skilled workers in production, repair and maintenance	55	25	<b>094</b>	<b>Structural Clay Products (Bricks, Tiles, Pipes and Fireclay Goods, etc.)</b>	<b>701</b>	<b>34</b>
291-311	COMMERCE AND FINANCE	72	1	001-238	PRODUCTION, REPAIR AND MAINTENANCE	346	13
296	Commercial travellers	59	-	026-032	Makers of bricks, tile, pottery and fireclay goods:		
	Others	13	1	028	Brick and unglazed tile-makers, moulders, pressers and cutters	134	11
386-393	CLERKS, TYPISTS AND DRAUGHTSMEN	118	115		Other skilled workers	106	2
392	Typists, etc. Clerks, etc.	- 118	54 61		Other skilled workers in production, repair and maintenance	106	-
394, 395	WAREHOUSEMEN, STOREKEEPERS AND PACKERS	23	207	239-290	TRANSPORT AND COMMUNICATION	34	1
394	Warehousemen and store-keepers	10	3		OTHERS	321	20
395	Packers, etc.	13	204	401	Unskilled workers	281	1
	OTHERS	189	70		Others	40	19
401	Unskilled workers Others	134 55	46 24				

TABLE 7 (contd.) - MALES AND FEMALES AT WORK IN EACH INDUSTRY OR SERVICE, DISTINGUISHING THE PRINCIPAL OCCUPATIONS WITHIN THAT INDUSTRY OR SERVICE

Code no.	Industry and Occupation	Males	Females	Code no.	Industry and Occupation	Males	Females
<b>095</b>	<b>Glass and Glassware, Glass Bottles and Jars</b>	<b>1,182</b>	<b>93</b>		<b>Cement (contd.)</b>		
001-238	PRODUCTION, REPAIR AND MAINTENANCE	627	91	239-290	TRANSPORT AND COMMUNICATION	52	1
<b>033-036</b>	<b>Makers of glass and glassware:</b>			258	Drivers of self-propelled goods vehicles and tractors	39	-
033	Employers and managers	21	1		Others	13	1
034	Foremen and overlookers	20	1	321-357	PROFESSIONAL AND TECHNICAL	35	2
035	Machine operators, moulders and pressers	122	2	386-393	CLERKS, TYPISTS AND DRAUGHTSMEN	47	23
	Other skilled workers	285	23		Typists, etc.	-	20
067	Fitters and fitter-assemblers	38	-	392	Clerks, etc.	47	3
222	Glaziers	28	-	394,395	WAREHOUSEMEN, STOREKEEPERS AND PACKERS	32	-
	Other skilled workers in production, repair and maintenance	113	4		OTHERS	390	3
239-290	TRANSPORT AND COMMUNICATION	59	1	401	Unskilled workers	344	1
258	Drivers of self-propelled goods vehicles and tractors	27	-		Others	46	2
259	Lorry drivers' helpers and mates	25	-	<b>098</b>	<b>Concrete Products (Bricks, Blocks, Tiles, Slabs and Pipes, etc.)</b>	<b>628</b>	<b>21</b>
	Others	7	1	001-238	PRODUCTION, REPAIR AND MAINTENANCE	315	2
291-311	COMMERCE AND FINANCE	20	-	026-040	Workers in the treatment of non-metalliferous mining products	180	-
386-393	CLERKS, TYPISTS AND DRAUGHTSMEN	54	42	067	Fitters and fitter-assemblers	20	-
	Typists, etc.	-	25	225	Builders', bricklayers', plasterers' and masons' labourers	28	-
	Clerks, etc.	54	17		Other skilled workers in production, repair and maintenance	87	2
394,395	WAREHOUSEMEN, STOREKEEPERS AND PACKERS	40	10	239-290	TRANSPORT AND COMMUNICATION	55	1
	OTHERS	382	9	258	Drivers of self-propelled goods vehicles and tractors	42	-
401	Unskilled workers	350	4		Others	13	1
	Others	32	5	386-393	CLERKS, TYPISTS AND DRAUGHTSMEN	21	11
<b>096</b>	<b>Pottery, China and Earthenware</b>	<b>495</b>	<b>352</b>		OTHERS	237	7
001-238	PRODUCTION, REPAIR AND MAINTENANCE	324	298	401	Unskilled workers	197	6
<b>026-032</b>	<b>Makers of bricks, tile, pottery and fireclay goods:</b>				Others	40	1
029	Potters, pottery makers and casters	124	90	<b>099</b>	<b>Plaster, Lime and Artificial Stone</b>	<b>581</b>	<b>35</b>
030	Pottery finishers and decorators	24	148	001-238	PRODUCTION, REPAIR AND MAINTENANCE	298	18
031	Kiln and oven men, kiln setters and placers	48	-	023	Stone getters and quarriers and slate getters	30	-
	Other skilled workers	75	55	026-040	Workers in the treatment of non-metalliferous mining products:		
	Other skilled workers in production, repair and maintenance	53	5	039	Lime burners and kiln men	53	-
386-393	CLERKS, TYPISTS AND DRAUGHTSMEN	12	20		Other skilled workers	78	9
394,395	WAREHOUSEMEN, STOREKEEPERS AND PACKERS	32	16		Other skilled workers in production, repair and maintenance	137	9
	OTHERS	127	18	239-290	TRANSPORT AND COMMUNICATION	64	-
401	Unskilled workers	90	14	258	Drivers of self-propelled goods vehicles and tractors	49	-
	Others	37	4		Others	15	-
<b>097</b>	<b>Cement</b>	<b>831</b>	<b>29</b>	386-393	CLERKS, TYPISTS AND DRAUGHTSMEN	20	10
001-238	PRODUCTION, REPAIR AND MAINTENANCE	275	-		OTHERS	199	7
<b>026-040</b>	<b>Workers in the treatment of non-metalliferous mining products:</b>						
038	Foremen and overlookers	21	-				
	Other skilled workers	25	-				
067	Fitters and fitter-assemblers	66	-				
078	Fitters', millwrights' and mechanics' labourers	35	-				
087	Electricians	27	-				
	Other skilled workers in production, repair and maintenance	101	-				

TABLE 7 (contd.) - MALES AND FEMALES AT WORK IN EACH INDUSTRY OR SERVICE, DISTINGUISHING THE PRINCIPAL OCCUPATIONS WITHIN THAT INDUSTRY OR SERVICE

Code no.	Industry and Occupation	Males	Females	Code no.	Industry and Occupation	Males	Females
<b>100</b>	<b>Stone and Slate Cutting and Dressing</b>	<b>838</b>	<b>7</b>		<b>Metal Founding (contd.)</b>		
001-238	PRODUCTION, REPAIR AND MAINTENANCE	800	2	386-393	CLERKS, TYPISTS AND DRAUGHTSMEN	151	66
214-227	Workers in building and contracting:			392	Typists, etc. Clerks, etc.	- 151	40 26
221	Masons and stone cutters	736	-	394,395	WAREHOUSEMEN, STOREKEEPERS AND PACKERS	33	4
	Other skilled workers	24	1		OTHERS	438	15
	Other skilled workers in production, repair and maintenance	40	1	397	Crane drivers	33	-
	OTHERS	38	5	401	Unskilled workers	345	11
<b>101</b>	<b>OTHER NON-METALLIFEROUS MINING MANUFACTURES</b>	<b>350</b>	<b>20</b>	<b>103</b>	<b>Shoe Forging and Smith Shops</b>	<b>3,569</b>	<b>7</b>
001-238	PRODUCTION, REPAIR AND MAINTENANCE	179	2	001-238	PRODUCTION, REPAIR AND MAINTENANCE	3,330	4
026-040	Workers in the treatment of non-metalliferous mining products	160	-	047-079	Workers in metals (other than precious metals) and in engineering trades:		
	Other skilled workers in production, repair and maintenance	19	2	054	Blacksmiths	3,194	-
386-393	CLERKS, TYPISTS AND DRAUGHTSMEN	20	14		Other skilled workers	128	4
	OTHERS	151	4		Other skilled workers in production, repair and maintenance	8	-
	<b>MANUFACTURE OF METAL PRODUCTS (excl. Machinery and Transport Equipment)</b>				OTHERS	239	3
<b>102</b>	<b>Metal Founding</b>	<b>2,793</b>	<b>155</b>	<b>104</b>	<b>Constructional Engineering</b>	<b>710</b>	<b>32</b>
001-238	PRODUCTION, REPAIR AND MAINTENANCE	2,070	66	001-238	PRODUCTION, REPAIR AND MAINTENANCE	465	5
047-079	Workers in metals (other than precious metals) and in engineering trades:			047-079	Workers in metals (other than precious metals) and in engineering trades:		
047	Employers and managers	76	3	061-064	Metal machinists, machine tool setters and operators	22	2
048	Foremen and overlookers	54	-	067	Fitters and fitter-assemblers	63	-
050	Rolling and tube mill workers and wire drawers	39	-	075	Welders and cutters (oxyacetylene or electric)	48	-
051	Moulders and core makers	463	7	076	Constructional engineers (not professional), steel erectors and structural iron workers	126	-
052	Foundry furnacemen	53	-		Other skilled workers	168	3
053	Foundry labourers	502	-		Other skilled workers in production, repair and maintenance	38	-
054	Blacksmiths	67	-	239-290	TRANSPORT AND COMMUNICATION	22	3
057	Sheet iron, sheet metal workers and tinsmiths	75	5	321-357	PROFESSIONAL AND TECHNICAL	21	-
061-064	Metal machinists, machine tool setters and operators	61	9	386-393	CLERKS, TYPISTS AND DRAUGHTSMEN	45	22
066	Machine erectors, millwrights and maintenance engineers	22	-		OTHERS	157	2
067	Fitters and fitter-assemblers	173	-	<b>105</b>	<b>Cutlery</b>	<b>219</b>	<b>154</b>
071,072	Metal finishers	35	7	001-238	PRODUCTION, REPAIR AND MAINTENANCE	140	93
075	Welders and cutters (oxyacetylene or electric)	70	-	047-079	Workers in metals (other than precious metals) and in engineering trades:		
078	Fitters', millwrights' and mechanics' labourers	25	-	071,072	Metal finishers	62	49
	Other skilled workers	236	26		Other skilled workers	73	43
181	Pattern makers (wood or undefined)	33	-		Other skilled workers in production, repair and maintenance	5	1
	Other skilled workers in production, repair and maintenance	86	9	394,395	WAREHOUSEMEN, STOREKEEPERS AND PACKERS	6	40
239-290	TRANSPORT AND COMMUNICATION	71	2		OTHERS	73	21
258	Drivers of self-propelled goods vehicles and tractors	37	-				
	Others	34	2				
291-311	COMMERCE AND FINANCE	30	-2				

TABLE 7 (contd.) - MALES AND FEMALES AT WORK IN EACH INDUSTRY OR SERVICE, DISTINGUISHING THE PRINCIPAL OCCUPATIONS WITHIN THAT INDUSTRY OR SERVICE

Code no.	Industry and Occupation	Males	Females	Code no.	Industry and Occupation	Males	Females
<b>106-111</b>	<b>Other Metal Products</b>	<b>2,803</b>	<b>632</b>		<b>Agricultural Machinery and Implements (contd.)</b>		
001-238	PRODUCTION, REPAIR AND MAINTENANCE	2,294	389		Workers in metals (other than precious metals) and in engineering trades (contd.)		
047-079	Workers in metals (other than precious metals) and in engineering trades:			061-064	Metal machinists, machine tool setters and operators	62	-
047	Employers and managers	90	3	067	Fitters and fitter-assemblers	140	-
048	Foremen and overlookers	35	9		Other skilled workers	126	3
051	Moulders and core makers	47	1		Other skilled workers in production, repair and maintenance	64	1
053	Foundry labourers	32	-	291-311	COMMERCE AND FINANCE	30	2
054	Blacksmiths	20	-	386-393	CLERKS, TYPISTS AND DRAUGHTSMEN	31	40
056	Coppersmiths	37	-	392	Typists, etc. Clerks, etc.	-	21
057	Sheet iron, sheet metal workers and tinsmiths	930	47			31	19
061	Brass turners	73	2	394, 395	WAREHOUSEMEN, STOREKEEPERS AND PACKERS	29	1
062-064	Other metal machinists, machine tool setters and operators	74	27		OTHERS	78	4
065	Precision fitters, tool-makers, machine tool fitters and gunsmiths	44	1	401	Unskilled workers Others	54	-
067	Fitters and fitter-assemblers (n.e.s.)	130	-			24	4
071	Grinders, glazers, polishers and buffers	87	19	113	General Engineering and Manufacture of Other Machinery (incl. Machine and Equipment Parts)	1,623	221
072	Other metal finishers	34	25	001-238	PRODUCTION, REPAIR AND MAINTENANCE	1,151	11
075	Welders and cutters (oxyacetylene or electric)	92	6	047-079	Workers in metals (other than precious metals) and in engineering trades:		
077	Wire weavers and wire rope makers	63	12	047	Employers and managers	90	4
078	Fitters', millwrights' and mechanics' labourers	21	-	048	Foremen and overlookers	29	1
	Other skilled workers	424	217	051	Moulders and core makers	21	-
	Other skilled workers in production, repair and maintenance	61	20	061-064	Metal machinists, machine tool setters and operators	38	-
239-290	TRANSPORT AND COMMUNICATION	58	3	065	Precision fitters, tool-makers, machine tool fitters and gunsmiths	41	1
258	Drivers of self-propelled goods vehicles and tractors	20	-	066	Machine erectors, millwrights and maintenance engineers	96	-
288	Messengers Others	22 16	1 2	067	Fitters and fitter-assemblers (n.e.s.)	395	-
291-311	COMMERCE AND FINANCE	56	6	069	Mechanics (n.e.s.)	104	-
296	Commercial travellers Others	23 33	- 6	070	Motor and motor-cycle mechanics	31	-
386-393	CLERKS, TYPISTS AND DRAUGHTSMEN	90	113	075	Welders and cutters (oxyacetylene or electric)	58	-
392	Typists, etc. Clerks, etc.	- 90	65 48	078	Fitters', millwrights' and mechanics' labourers	27	-
394, 395	WAREHOUSEMEN, STOREKEEPERS AND PACKERS	54	49		Other skilled workers	118	4
394	Warehousemen and storekeepers	26	1		Other skilled workers in production, repair and maintenance	103	1
395	Packers, etc.	28	48	239-290	TRANSPORT AND COMMUNICATION	44	4
	OTHERS	251	72	291-311	COMMERCE AND FINANCE	129	12
401	Unskilled workers Others	215 36	66 6	296	Commercial travellers	44	-
	<b>MANUFACTURE OF MACHINERY (excl. Electrical Machinery and Transport Equipment)</b>			298	Salesmen and shop assistants Others	35	7
<b>112</b>	<b>Agricultural Machinery and Implements</b>	<b>682</b>	<b>51</b>			50	5
001-238	PRODUCTION, REPAIR AND MAINTENANCE	514	4	321-357	PROFESSIONAL AND TECHNICAL	33	2
047-079	Workers in metals (other than precious metals) and in engineering trades:			386-393	CLERKS, TYPISTS AND DRAUGHTSMEN	84	180
051	Moulders and core makers	66	-	392	Typists, etc. Clerks, etc.	2	116
053	Foundry labourers	30	-			82	64
054	Blacksmiths	26	-	394, 395	WAREHOUSEMEN, STOREKEEPERS AND PACKERS	39	2

TABLE 7 (contd.) - MALES AND FEMALES AT WORK IN EACH INDUSTRY OR SERVICE, DISTINGUISHING THE PRINCIPAL OCCUPATIONS WITHIN THAT INDUSTRY OR SERVICE

Code no.	Industry and Occupation	Males	Females	Code no.	Industry and Occupation	Males	Females
	<b>General Engineering and Manufacture of Other Machinery (incl. Machine and Equipment Parts) (contd.)</b>				<b>All Other Types of Electrical Machinery, Appliances and Communication Equipment (incl. Radio and Household Equipment, etc.) (contd.)</b>		
	OTHERS	143	10				
401	Unskilled workers	129	4	291-311	COMMERCE AND FINANCE	85	12
	Others	14	6	296	Commercial travellers	35	1
					Others	50	11
	<b>MANUFACTURE OF ELECTRICAL MACHINERY, APPARATUS, APPLIANCES AND SUPPLIES</b>			386-393	CLERKS, TYPISTS AND DRAUGHTSMEN	79	178
114	<b>Electric Lamps and Valves, Wires, Cables and Batteries, etc.</b>	<b>764</b>	<b>483</b>	392	Typists, etc. Clerks, etc.	-	109
						79	69
001-238	PRODUCTION, REPAIR AND MAINTENANCE	430	233	394, 395	WAREHOUSEMEN, STOREKEEPERS AND PACKERS	57	31
083-089	Electrical apparatus makers and fitters and electricians:			394	Warehousemen and storekeepers	47	3
083	Employers and managers	31	-	395	Packers, etc.	10	28
084	Foremen and overlookers	23	4		OTHERS	107	87
086	Electrical fitters	22	-	401	Unskilled workers	67	75
087	Electricians	37	-		Others	40	12
	Other skilled workers	169	172		<b>MANUFACTURE OF TRANSPORT EQUIPMENT</b>		
	Other skilled workers in production, repair and maintenance	148	57	116	<b>Ship and Boat Building and Repairing and Marine Engineering</b>	<b>816</b>	<b>26</b>
239-290	TRANSPORT AND COMMUNICATION	36	1				
258	Drivers of self-propelled goods vehicles and tractors	20	-	001-238	PRODUCTION, REPAIR AND MAINTENANCE	559	4
	Others	16	1	047-079	Workers in metals (other than precious metals) and in engineering trades:		
291-311	COMMERCE AND FINANCE	29	2	058	Boiler makers, platers and shipwrights	116	-
386-393	CLERKS, TYPISTS AND DRAUGHTSMEN	59	82	059	Riveters and caulkers	22	-
392	Typists, etc. Clerks, etc.	-	46	060	Boiler makers' platers' and riveters' labourers	30	-
		59	36	065	Precision fitters, tool makers, machine tool fitters and gunsmiths	30	-
394, 395	WAREHOUSEMEN, STOREKEEPERS AND PACKERS	57	51	067	Fitters and fitter-assemblers (n.e.s.)	63	-
394	Warehousemen and storekeepers	24	2		Other skilled workers	111	-
395	Packers, etc.	33	49	174-187	Workers in wood and furniture:		
	OTHERS	153	114	177	Carpenters and joiners	26	-
401	Unskilled workers	121	107	182	Shipwrights, boat and barge builders (wood)	108	-
	Others	32	7		Other skilled workers	17	2
115	<b>All Other Types of Electrical Machinery, Appliances and Communication Equipment (incl. Radio and Household Equipment, etc.)</b>	<b>1,103</b>	<b>746</b>		Other skilled workers in production, repair and maintenance	36	2
001-238	PRODUCTION, REPAIR AND MAINTENANCE	736	432	239-290	TRANSPORT AND COMMUNICATION	36	2
067	Fitters and fitter-assemblers	42	-	386-393	CLERKS, TYPISTS AND DRAUGHTSMEN	51	18
083-089	Electrical apparatus makers and fitters and electricians:				OTHERS	170	2
083	Employers and managers	46	-	401	Unskilled workers	132	1
084	Foremen and overlookers	25	6		Others	38	1
085	Radio and radar mechanics	205	-	117	<b>Building, Rebuilding and Repairing of Railway Locomotives and Rolling Stock</b>	<b>3,921</b>	<b>29</b>
086	Electrical fitters	86	-				
087	Electricians	77	-	001-238	PRODUCTION, REPAIR AND MAINTENANCE	2,975	16
	Other skilled workers	85	208	047-079	Workers in metals (other than precious metals) and in engineering trades:		
	Other skilled workers in production, repair and maintenance	170	218	048	Foremen and overlookers	59	-
239-290	TRANSPORT AND COMMUNICATION	39	6				
288	Messengers	20	1				
	Others	19	5				

TABLE 7 (contd.) - MALES AND FEMALES AT WORK IN EACH INDUSTRY OR SERVICE, DISTINGUISHING THE PRINCIPAL OCCUPATIONS WITHIN THAT INDUSTRY OR SERVICE

Code no.	Industry and Occupation	Males	Females	Code no.	Industry and Occupation	Males	Females
	<b>Building, Rebuilding and Repairing of Railway Locomotives and Rolling Stock (contd.)</b>				<b>Manufacture, Assembly and Repair of Omnibuses (contd.)</b>		
	Workers in metals (other than precious metals) and in engineering trades: (contd.)			174-187	Workers in wood and furniture:		
				177	Carpenters and joiners	24	-
				178	Coach, carriage, van and cart builders, cartwrights and wheelwrights	135	-
051	Moulders and core makers	46	-		Other skilled workers	16	1
053	Foundry labourers	45	-	230-232	Painters and decorators	36	-
054	Blacksmiths	132	-		Other skilled workers in production, repair and maintenance	28	2
056	Coppersmiths	40	-				
057	Sheet iron, sheet metal workers and tinsmiths	96	-		OTHERS	129	2
058	Boiler makers, platers and shipwrights	186	-				
060	Boiler makers', platers' and riveters' labourers	120	-	119	<b>Building, Body-building and Assembling of other Self-propelled Road Vehicles</b>	<b>3,342</b>	<b>225</b>
061	Brass turners	39	-	001-238	PRODUCTION, REPAIR AND MAINTENANCE	2,470	11
062	Turners (not brass)	71	-	047-079	Workers in metals (other than precious metals) and in engineering trades:		
063,064	Other metal machinists, machine tool setters and operators	90	1	047	Employers and managers	71	4
				048	Foremen and overlookers	63	-
065	Precision fitters, tool makers, machine tool fitters and gunsmiths	84	-	057	Sheet iron, sheet metal workers and tinsmiths	94	1
067	Fitters and fitter-assemblers (n.e.s.)	530	-	061-064	Metal machinists, machine tool setters and operators	26	-
069	Mechanics (n.e.s.)	38	-	066	Machine erectors, millwrights and maintenance engineers	22	-
070	Motor and motor-cycle mechanics	27	-	067	Fitters and fitter-assemblers	453	-
078	Fitters', millwrights' and mechanics' labourers	89	-	070	Motor and motor-cycle mechanics	554	-
	Other skilled workers	165	4	071,072	Metal finishers	28	-
087	Electricians	48	-	075	Welders and cutters (oxyacetylene or electric)	105	-
145	Upholsterers, coach trimmers, etc.	61	1	078	Fitters', millwrights' and mechanics' labourers	25	-
174-187	Workers in wood and furniture:			087	Other skilled workers	223	2
177	Carpenters and joiners	203	-	145	Electricians	32	-
178	Coach, carriage, van and cart builders, cartwrights and wheelwrights	475	-	174-187	Upholsterers, coach trimmers, etc.	100	2
183,184	Sawyers, wood turners and woodcutting machinists	76	-		Workers in wood and furniture:		
	Other skilled workers	46	3	177	Carpenters and joiners	64	-
230-232	Painters and decorators	153	-	178	Coach, carriage, van and cart builders, cartwrights and wheelwrights	324	-
	Other skilled workers in production, repair and maintenance	56	7		Other skilled workers	29	2
239-290	TRANSPORT AND COMMUNICATION	24	2	230	Paint sprayers and aerographers	122	-
386-393	CLERKS, TYPISTS AND DRAUGHTSMEN	39	5	231,232	Other painters and decorators	83	-
394,395	WAREHOUSEMEN, STOREKEEPERS AND PACKERS	45	-		Other skilled workers in production, repair and maintenance	52	-
	OTHERS	838	6	239-290	TRANSPORT AND COMMUNICATION	64	11
397	Crane drivers	20	-	258	Drivers of self-propelled goods vehicles and tractors	31	-
401	Unskilled workers	775	4		Others	33	11
	Others	43	2	291-311	COMMERCE AND FINANCE	91	3
<b>118</b>	<b>MANUFACTURE, ASSEMBLY AND REPAIR OF OMNIBUSES</b>	<b>857</b>	<b>6</b>	298	Salesmen and shop assistants	31	2
001-238	PRODUCTION, REPAIR AND MAINTENANCE	728	4	386-393	CLERKS, TYPISTS AND DRAUGHTSMEN	241	189
047-079	Workers in metals (other than precious metals) and in engineering trades:			392	Typists, etc.	4	121
					Clerks, etc.	237	68
057	Sheet iron, sheet metal workers and tinsmiths	28	-				
067	Fitters and fitter-assemblers	97	-				
070	Motor and motor-cycle mechanics	250	-				
	Other skilled workers	87	1				
087	Electricians	27	-				

TABLE 7 (contd.) - MALES AND FEMALES AT WORK IN EACH INDUSTRY OR SERVICE, DISTINGUISHING THE PRINCIPAL OCCUPATIONS WITHIN THAT INDUSTRY OR SERVICE

Code no.	Industry and Occupation	Males	Females	Code no.	Industry and Occupation	Males	Females
	<b>Building, Body-building and Assembling of other Self-Propelled Road Vehicles (contd.)</b>			<b>121</b>	<b>Manufacture, Assembly and Repair of Pedal Cycles and Accessories</b>	<b>593</b>	<b>68</b>
394, 395	WAREHOUSEMEN, STOREKEEPERS AND PACKERS	177	2	001-238	PRODUCTION, REPAIR AND MAINTENANCE	455	5
	OTHERS	299	9	047-079	Workers in metals (other than precious metals) and in engineering trades:		
401	Unskilled workers	250	2	068	Cycle makers, fitters and mechanics	372	1
	Others	49	7		Other skilled workers	77	4
<b>120</b>	<b>Repair of Self-propelled Road Vehicles and Cycles (incl. Motor Garages)</b>	<b>8,752</b>	<b>718</b>		Other skilled workers in production, repair and maintenance	6	-
001-238	PRODUCTION, REPAIR AND MAINTENANCE	5,959	6	239-290	TRANSPORT AND COMMUNICATION	21	-
047-079	Workers in metals (other than precious metals) and in engineering trades:			291-311	COMMERCE AND FINANCE	22	-
047	Employers and managers	76	2	386-393	CLERKS, TYPISTS AND DRAUGHTSMEN	40	59
048	Foremen and overlookers	58	1	392	Typists, etc.	1	36
057	Sheet iron, sheet metal workers and tinsmiths	30	-		Clerks, etc.	39	23
067	Fitters and fitter-assemblers	127	-	394, 395	WAREHOUSEMEN, STOREKEEPERS AND PACKERS	34	-
069	Mechanics (n.e.s.)	148	1		OTHERS	21	4
070	Motor and motor-cycle mechanics	5,183	-	<b>122</b>	<b>Manufacture and Repair of Horse-drawn and Hand-drawn Vehicles (incl. Perambulators)</b>	<b>380</b>	<b>73</b>
075	Welders and cutters (oxyacetylene or electric)	27	-	001-238	PRODUCTION, REPAIR AND MAINTENANCE	319	45
078	Fitters', millwrights' and mechanics' labourers	21	-	145	Upholsterers, coach trimmers, etc.	-	23
	Other skilled workers	85	1	174-187	Workers in wood and furniture:		
087	Electricians	31	-	177	Carpenters and joiners	21	-
177	Carpenters and joiners	31	-	178	Coach, carriage, van and cart builders, cartwrights and wheelwrights	178	-
230	Paint sprayers and aerographers	43	-		Other skilled workers	17	2
231, 232	Other painters and decorators	23	-	230-232	Painters and decorators	33	3
	Other skilled workers in production, repair and maintenance	76	1		Other skilled workers in production, repair and maintenance	70	17
239-290	TRANSPORT AND COMMUNICATION	1,332	26		OTHERS	61	28
252	Garage proprietors and managers	866	24	<b>123</b>	<b>Manufacture of Transport Equipment, Parts and Accessories (n.e.s.)</b>	<b>182</b>	<b>17</b>
253	Inspectors, superintendents and foremen	33	-	001-238	PRODUCTION, REPAIR AND MAINTENANCE	121	5
257	Drivers of self-propelled passenger vehicles	237	-	047-079	Workers in metals (other than precious metals) and in engineering trades:		
258	Drivers of self-propelled goods vehicles and tractors	134	-	067	Fitters and fitter-assemblers	22	-
288	Messengers	25	1		Other skilled workers	84	5
	Others	37	1		Other skilled workers in production, repair and maintenance	15	-
291-311	COMMERCE AND FINANCE	420	22		OTHERS	61	12
291	Proprietors, managing directors and managers in trading and in wholesale or retail businesses	136	2				
298	Salesmen and shop assistants	261	20				
	Others	23	-				
386-393	CLERKS, TYPISTS AND DRAUGHTSMEN	253	655				
392	Typists, etc.	4	262				
	Clerks, etc.	249	393				
394, 395	WAREHOUSEMEN, STOREKEEPERS AND PACKERS	245	2				
	OTHERS	543	7				
401	Unskilled workers	500	2				
	Others	43	5				

TABLE 7 (contd.) - MALES AND FEMALES AT WORK IN EACH INDUSTRY OR SERVICE, DISTINGUISHING THE PRINCIPAL OCCUPATIONS WITHIN THAT INDUSTRY OR SERVICE

Code no.	Industry and Occupation	Males	Females	Code no.	Industry and Occupation	Males	Females
	<b>MISCELLANEOUS MANUFACTURING INDUSTRIES</b>				<b>Other Manufacturing Industries (contd.)</b>		
124	Manufacture of Scientific and Measuring Instruments (excl. Electrical Instruments)	323	75	394,395	WAREHOUSEMEN, STOREKEEPERS AND PACKERS	311	44
001-238	PRODUCTION, REPAIR AND MAINTENANCE	233	35	401	OTHERS	169	224
067	Fitters and fitter-assemblers	34	-		Unskilled workers	116	208
069	Mechanics	25	-		Others	53	16
236	Dental mechanics	91	-				
	Other skilled workers in production, repair and maintenance	83	35		<b>CONSTRUCTION</b>		
				128	Local Authority Construction, Building and Road Repair, etc.	32,907	48
291-311	COMMERCE AND FINANCE	33	-	001-238	PRODUCTION, REPAIR AND MAINTENANCE	30,709	5
386-393	CLERKS, TYPISTS AND DRAUGHTSMEN	18	31	006,007	Agricultural labourers	70	1
	OTHERS	39	9	018-025	Mining and quarrying occupations:		
125	Manufacture and Repair of Watches and Clocks	361	13	023	Stone getters and quarriers and slate getters	225	-
001-238	PRODUCTION, REPAIR AND MAINTENANCE	356	5		Other skilled workers	175	-
090-093	Watch, clock and scientific and surgical instrument makers:			047-079	Workers in metals (other than precious metals) and in engineering trades:		
092	Watch, clock and chronometer makers and repairers	340	3	067	Fitters and fitter-assemblers	39	-
	Other skilled workers	10	1	073	Plumbers and gas fitters	94	-
	Other skilled workers in production, repair and maintenance	6	1	177	Other skilled workers	67	-
	OTHERS	5	8	214-227	Carpenters and joiners	897	-
126	Brush Making	312	297		Workers in building and contracting:		
001-238	PRODUCTION, REPAIR AND MAINTENANCE	236	232	215	Foremen and overlookers	1,965	-
233-238	Other producers, makers and repairers:			216	Clerks of works	56	-
235	Brushmakers	179	201	217	Builders (so returned)	22	-
	Other skilled workers	30	15	218	Bricklayers	187	-
	Other skilled workers in production, repair and maintenance	27	16	219	Plasterers	424	-
291-311	COMMERCE AND FINANCE	21	3	220	Slaters and tilers	26	-
386-393	CLERKS, TYPISTS AND DRAUGHTSMEN	5	36	221	Masons and stone cutters	298	-
	OTHERS	50	26	225	Builders', bricklayers', plasterers' and masons' labourers	2,087	-
127	Other Manufacturing Industries	1,075	1,007	226	Contractors' labourers, road workers, navvies, etc.	23,640	-
001-238	PRODUCTION, REPAIR AND MAINTENANCE	713	593	230-232	Other skilled workers	84	-
080-082	Workers in precious metals:				Painters and decorators	249	-
080	Employers and managers	23	2		Other skilled workers in production, repair and maintenance	104	4
081	Goldsmiths, silversmiths and gem setters	77	4	239-290	TRANSPORT AND COMMUNICATION	774	-
	Other skilled workers	39	23	255	Drivers of horse-drawn vehicles for the transport of goods	449	-
237	Piano tuners	39	-	258	Drivers of self-propelled goods vehicles and tractors	277	-
	Other skilled workers in production, repair and maintenance	535	564		Others	48	-
239-290	TRANSPORT AND COMMUNICATION	45	4	321-357	PROFESSIONAL AND TECHNICAL	331	12
291-311	COMMERCE AND FINANCE	82	11	346	Architects	24	2
296	Commercial travellers	32	-	347	Civil, structural and municipal engineers and surveyors	284	2
	Others	50	11		Others	23	8
386-393	CLERKS, TYPISTS AND DRAUGHTSMEN	32	131	366-385	PERSONAL SERVICE	24	6
392	Typists, etc.	-	74	386-393	CLERKS, TYPISTS AND DRAUGHTSMEN	66	23
	Clerks, etc.	32	57		OTHERS	1,003	2
				396	Stationary engine drivers	119	-
				398	Drivers of civil engineering plant, except tractors	321	-
				401	Unskilled workers	393	-
				402	Watchmen	91	-
					Others	79	2

TABLE 7 (contd.) - MALES AND FEMALES AT WORK IN EACH INDUSTRY OR SERVICE, DISTINGUISHING THE PRINCIPAL OCCUPATIONS WITHIN THAT INDUSTRY OR SERVICE

Code no.	Industry and Occupation	Males	Females	Code no.	Industry and Occupation	Males	Females
129	House Painting, Decorating and Glazing, etc.	4,052	67	132,133	General Building and Contracting (excl. Local Authority but including Office of Public Works)	43,039	586
001-238	PRODUCTION, REPAIR AND MAINTENANCE	3,804	7				
177	Carpenters and joiners	25	-	001-238	PRODUCTION, REPAIR AND MAINTENANCE	39,150	25
214-227	Workers in building and contracting:			001-016	Agricultural occupations:		
219	Plasterers	91	-	006,007	Agricultural labourers	37	1
222	Glaziers	33	-	010	Gardeners and nurserymen	47	1
225	Builders', bricklayers', plasterers' and masons' labourers	31	-	011	Gardeners' labourers	27	-
	Other skilled workers	58	-		Other agricultural occupations	37	-
228-232	Painters and decorators:			018-025	Workers in mining and quarrying:		
228	Employers and managers	168	1	024	Clay, sand and gravel pit workers	24	-
230	Paint sprayers and aerographers	27	-		Other skilled workers	38	-
	Other skilled workers	3,428	5	047-079	Workers in metals (other than precious metals) and in engineering trades:		
	Other skilled workers in production, repair and maintenance	33	1				
239-290	TRANSPORT AND COMMUNICATION	31	-	067	Fitters and fitter-assemblers	128	-
386-393	CLERKS, TYPISTS AND DRAUGHTSMEN	8	51	070	Motor and motor cycle mechanics	62	-
392	Typists, etc.	-	30	073	Plumbers and gas fitters	292	-
	Clerks, etc.	8	21	076	Constructional engineers (not professional), steel erectors and structural iron workers	75	-
	OTHERS	119	9		Other skilled workers	156	2
130	Plumbing and Domestic Heating	1,954	62	087	Electricians	36	-
001-238	PRODUCTION, REPAIR AND MAINTENANCE	1,844	8	174-187	Workers in wood and furniture:		
047-079	Workers in metals (other than precious metals) and in engineering trades:			175	Foremen and overlookers	102	-
				176	Cabinet makers	29	-
047	Employers and managers	33	1	177	Carpenters and joiners	7,503	-
067	Fitters and fitter-assemblers	74	-	183,184	Sawyers, wood turners and woodcutting machinists	164	1
073	Plumbers and gas fitters	1,420	-		Other skilled workers	38	2
074	Plumbers' labourers	148	-	214-227	Workers in building and contracting:		
	Other skilled workers	84	7	214	Employers and managers	1,697	14
	Other skilled workers in production, repair and maintenance	85	-	215	Foremen and overlookers	635	-
239-290	TRANSPORT AND COMMUNICATION	20	-	216	Clerks of works	55	-
386-393	CLERKS, TYPISTS AND DRAUGHTSMEN	32	51	217	Builders (so returned)	1,234	-
392	Typists, etc.	-	22	218	Bricklayers	1,584	-
	Clerks, etc.	32	29	219	Plasterers	3,118	-
	OTHERS	58	3	220	Slaters and tilers	244	-
131	Electrical Installation, Wiring and Contracting	2,185	118	221	Masons and stone-cutters	1,511	-
001-238	PRODUCTION, REPAIR AND MAINTENANCE	2,010	8	222	Glaziers	31	-
073	Plumbers and gas fitters	20	-	224	Paviors and street masons, concretors and asphalters	53	-
083-089	Electrical apparatus makers and fitters and electricians:			225	Builders', bricklayers', plasterers' and masons' labourers	17,317	-
083	Employers and managers	132	1	226	Contractors' labourers, road workers, navvies, etc.	1,392	-
086	Electrical fitters	167	-	230-232	Other skilled workers	502	-
087	Electricians	1,564	-		Painters and decorators	876	2
	Other skilled workers	40	6		Other skilled workers in production, repair and maintenance	106	2
	Other skilled workers in production, repair and maintenance	87	1	239-290	TRANSPORT AND COMMUNICATION	1,186	9
239-290	TRANSPORT AND COMMUNICATION	29	2	255	Drivers of horse-drawn vehicles for the transport of goods	37	-
291-311	COMMERCE AND FINANCE	22	6	258	Drivers of self-propelled goods vehicles and tractors	885	2
386-393	CLERKS, TYPISTS AND DRAUGHTSMEN	45	100	259	Lorry drivers' helpers and mates	52	-
392	Typists, etc.	-	65	288	Messengers	130	-
	Clerks, etc.	45	35	291-311	Others	82	7
	OTHERS	79	2		COMMERCE AND FINANCE	69	4

TABLE 7 (contd.) - MALES AND FEMALES AT WORK IN EACH INDUSTRY OR SERVICE, DISTINGUISHING THE PRINCIPAL OCCUPATIONS WITHIN THAT INDUSTRY OR SERVICE

Code no.	Industry and Occupation	Males	Females	Code no.	Industry and Occupation	Males	Females
	<b>General Building and Contracting (excl. Local Authority but incl. Office of Public Works) (contd.)</b>				<b>Electricity Supply (contd.)</b>		
321-357	PROFESSIONAL AND TECHNICAL	340	10	239-290	TRANSPORT AND COMMUNICATION	283	5
346	Architects	61	4	258	Drivers of self-propelled goods vehicles and tractors	205	-
347	Civil, structural and municipal engineers and surveyors	226	1	288	Messengers	22	-
	Others	53	5		Others	56	5
366-385	PERSONAL SERVICE	50	30	291-311	COMMERCE AND FINANCE	91	13
386-393	CLERKS, TYPISTS AND DRAUGHTSMEN	702	440	297	Interviewers, demonstrators and canvassers	22	10
392	Typists, etc.	-	273	298	Salesmen and shop assistants	29	1
	Clerks, etc.	702	167		Others	40	2
394, 395	WAREHOUSEMEN, STOREKEEPERS AND PACKERS	85	3	321-357	PROFESSIONAL AND TECHNICAL	235	5
	OTHERS	1,457	65	347	Civil, structural and municipal engineers and surveyors	81	-
312	Civil service officials and clerks	130	64	348	Mechanical and electrical engineers	96	-
396	Stationary engine drivers	29	-	349	Accountants	31	-
397	Crane drivers	21	-		Others	27	5
398	Drivers of civil engineering plant except tractors (n.e.s.)	211	-	366-385	PERSONAL SERVICE	18	52
399	Boiler firemen and stokers, oilers and greasers of engines (not railway) and machinery	36	-	379	Charwomen and office cleaners	2	47
401	Unskilled workers	826	-		Others	16	5
402	Watchmen	175	1	386-393	CLERKS, TYPISTS AND DRAUGHTSMEN	754	276
	Others	29	-	392	Typists, etc.	-	152
					Clerks, etc.	754	124
	<b>ELECTRICITY, GAS, WATER AND SANITARY SERVICES</b>			394, 395	WAREHOUSEMEN, STOREKEEPERS AND PACKERS	103	-
134	Electricity Supply	5,925	362		OTHERS	2,050	8
001-238	PRODUCTION, REPAIR AND MAINTENANCE	2,391	3	396	Stationary engine drivers	35	-
047-079	Workers in metals (other than precious metals) and in engineering trades:			399	Boiler firemen and stokers, oilers and greasers of engines (not railway) and machinery	44	-
066	Machine erectors, millwrights and maintenance engineers	72	-	401	Unskilled workers	1,515	-
067	Fitters and fitter-assemblers	55	-	402	Watchmen	22	-
078	Fitters', millwrights' and mechanics' labourers	37	-	405, 406	Workers in the distribution of gas, water and electricity:		
	Other skilled workers	80	-	405	Inspectors, etc.	125	-
083-089	Electrical apparatus makers and fitters and electricians:			406	Others	258	4
084	Foremen and overlookers	69	-		Others	51	4
086	Electrical fitters	281	-	135	<b>Gas Supply</b>	2,249	113
087	Electricians	944	-	001-238	PRODUCTION, REPAIR AND MAINTENANCE	987	11
088	Linemen and cable jointers	472	-	041, 042	Makers of coal-gas and coke:		
	Other skilled workers	66	2	041	Employers, managers, foremen and overlookers	31	-
177	Carpenters and joiners	27	-	042	Coal-gas and coke oven workers	246	-
214-227	Workers in building and contracting:			047-079	Workers in metals (other than precious metals) and in engineering trades:		
225	Builders', bricklayers', plasterers' and masons' labourers	46	-	057	Sheet iron, sheet metal workers and tinsmiths	45	1
226	Contractors' labourers, road workers, navvies, etc.	157	-	067	Fitters and fitter-assemblers	54	-
	Other skilled workers	41	-	073	Plumbers and gas fitters	320	-
230-232	Painters and decorators	24	1	078	Fitters', millwrights' and mechanics' labourers	45	-
	Other skilled workers in production, repair and maintenance	20	-		Other skilled workers	80	8
				226	Contractors' labourers, road workers, navvies, etc.	105	-
					Other skilled workers in production, repair and maintenance	61	2

TABLE 7 (contd.) - MALES AND FEMALES AT WORK IN EACH INDUSTRY OR SERVICE, DISTINGUISHING THE PRINCIPAL OCCUPATIONS WITHIN THAT INDUSTRY OR SERVICE

Code no.	Industry and Occupation	Males	Females	Code no.	Industry and Occupation	Males	Females
	<b>Gas Supply (contd.)</b>				<b>Trading in Horses (contd.)</b>		
239-290	TRANSPORT AND COMMUNICATION	130	3	291-311	COMMERCE AND FINANCE	425	5
258	Drivers of self-propelled goods vehicles and tractors	40	-	291	Proprietors, managing directors and managers in trading and in wholesale or retail businesses	409	2
259	Lorry drivers' helpers and mates	23	-		Others	16	3
	Others	67	3		OTHERS	35	10
291-311	COMMERCE AND FINANCE	35	5	<b>138</b>	<b>Trading in Cattle and Sheep</b>	<b>2,486</b>	<b>15</b>
321-357	PROFESSIONAL AND TECHNICAL	27	1	001-238	PRODUCTION, REPAIR AND MAINTENANCE	25	-
386-393	CLERKS, TYPISTS AND DRAUGHTSMEN	168	72	239-290	TRANSPORT AND COMMUNICATION	68	-
392	Typists, etc.	-	28	258	Drivers of self-propelled goods vehicles and tractors	54	-
	Clerks, etc.	168	44		Others	14	-
394,395	WAREHOUSEMEN, STOREKEEPERS AND PACKERS	23	-	291-311	COMMERCE AND FINANCE	1,941	4
	OTHERS	879	21	291	Proprietors, managing directors and managers in trading and in wholesale or retail businesses	1,833	4
401	Unskilled workers	598	-	294	Buyers	42	-
402	Watchmen	23	-		Others	66	-
405,406	Workers in the distribution of gas, water and electricity:				OTHERS	452	11
405	Inspectors, etc.	47	-	401	Unskilled workers	59	-
406	Others	186	1	404	Drivers	368	-
	Others	25	20		Others	25	11
<b>136</b>	<b>Waterworks and Sanitary Services</b>	<b>1,456</b>	<b>17</b>	<b>139</b>	<b>Trading in Pigs</b>	<b>388</b>	<b>4</b>
001-238	PRODUCTION, REPAIR AND MAINTENANCE	233	-	291-311	COMMERCE AND FINANCE	322	4
047-079	Workers in metals (other than precious metals) and in engineering trades:			291	Proprietors, managing directors and managers in trading and in wholesale or retail businesses	291	2
073	Plumbers and gas fitters	29	-		Others	22	2
	Other skilled workers	32	-	294	Buyers	9	-
214-227	Workers in building and contracting:				OTHERS	66	-
226	Contractors' labourers, road workers, navvies, etc.	145	-	<b>140</b>	<b>Trading in Eggs and Live Poultry</b>	<b>1,549</b>	<b>462</b>
	Other skilled workers	17	-	001-238	PRODUCTION, REPAIR AND MAINTENANCE	195	169
	Other skilled workers in production, repair and maintenance	10	-	152-163	Makers of foods	152	150
239-290	TRANSPORT AND COMMUNICATION	80	-		Other skilled workers in production, repair and maintenance	43	19
258	Drivers of self-propelled goods vehicles and tractors	55	-	239-290	TRANSPORT AND COMMUNICATION	219	2
	Others	25	-	258	Drivers of self-propelled goods vehicles and tractors	158	-
366-385	PERSONAL SERVICE	104	9	259	Lorry drivers' helpers and mates	23	-
377	Caretakers and office keepers	86	2	288	Messengers	25	-
	Others	18	7		Others	13	2
	OTHERS	1,039	8	291-311	COMMERCE AND FINANCE	748	67
401	Unskilled workers	733	-	291	Proprietors, managing directors and managers in trading and in wholesale or retail businesses	542	31
405,406	Workers in the distribution of gas, water and electricity:				Buyers	68	-
405	Inspectors, etc.	114	-	294	Salesmen and shop assistants	105	34
406	Others	119	1	298	Others	33	2
	Others	73	7				
	<b>COMMERCE TRADING</b>						
<b>137</b>	<b>Trading in Horses</b>	<b>485</b>	<b>15</b>				
239-290	TRANSPORT AND COMMUNICATION	25	-				

TABLE 7 (contd.) - MALES AND FEMALES AT WORK IN EACH INDUSTRY OR SERVICE, DISTINGUISHING THE PRINCIPAL OCCUPATIONS WITHIN THAT INDUSTRY OR SERVICE

Code no.	Industry and Occupation	Males	Females	Code no.	Industry and Occupation	Males	Females
	<b>Trading in Eggs and Live Poultry (contd.)</b>				<b>Trading in Turf, Coal and Other Fuel (contd.)</b>		
386-393	CLERKS, TYPISTS AND DRAUGHTSMEN	48	117	394, 395	WAREHOUSEMEN, STOREKEEPERS AND PACKERS	70	2
392	Typists, etc. Clerks, etc.	- 48	36 81		OTHERS	1,165	16
394, 395	WAREHOUSEMEN, STOREKEEPERS AND PACKERS	185	84	397	Crane drivers	22	-
394	Warehousemen and storekeepers	45	3	401	Unskilled workers	1,079	3
395	Packers, etc.	140	81	402	Watchmen	25	-
	OTHERS	154	23		Others	39	13
141	<b>Trading in Wool, Skins and Leather</b>	<b>358</b>	<b>59</b>	143	<b>Trading in Building Materials</b>	<b>3,099</b>	<b>381</b>
001-238	PRODUCTION, REPAIR AND MAINTENANCE	48	9	001-238	PRODUCTION, REPAIR AND MAINTENANCE	781	5
239-290	TRANSPORT AND COMMUNICATION	49	-	013	Foresters and woodmen	40	-
258	Drivers of self-propelled goods vehicles and tractors	32	-	024	Clay, sand and gravel pit workers	20	-
	Others	17	-	057	Sheet iron, sheet metal workers and tinsmiths	24	-
291-311	COMMERCE AND FINANCE	115	7	073	Plumbers and gas fitters	50	-
291	Proprietors, managing directors and managers in trading and in wholesale or retail businesses	76	1	087	Electricians	20	-
	Others	39	6	177	Carpenters and joiners	103	-
386-393	CLERKS, TYPISTS AND DRAUGHTSMEN	21	23	183, 184	Sawyers, wood turners and woodcutting machinists	136	-
394, 395	WAREHOUSEMEN, STOREKEEPERS AND PACKERS	30	4	222	Glaziers	58	-
	OTHERS	95	16	225	Builders', bricklayers', plasterers' and masons' labourers	56	-
142	<b>Trading in Turf, Coal and Other Fuel</b>	<b>3,691</b>	<b>264</b>		Other skilled workers in production, repair and maintenance	274	5
001-238	PRODUCTION, REPAIR AND MAINTENANCE	137	2	239-290	TRANSPORT AND COMMUNICATION	509	13
013	Foresters and woodmen Other skilled workers in production, repair and maintenance	45 92	- 2	255	Drivers of horse-drawn vehicles for the transport of goods	42	-
239-290	TRANSPORT AND COMMUNICATION	1,106	8	258	Drivers of self-propelled goods vehicles and tractors	255	-
255	Drivers of horse-drawn vehicles for the transport of goods	185	-	259	Lorry drivers' helpers and mates	77	-
258	Drivers of self-propelled goods vehicles and tractors	480	1	288	Messengers	30	-
259	Lorry drivers' helpers and mates	141	-	289	Porters and lift attendants	78	-
273	Dock labourers and lightermen	206	-		Others	27	13
289	Porters and lift attendants	39	-	291-311	COMMERCE AND FINANCE	617	53
	Others	55	7	291	Proprietors, managing directors and managers in trading and in wholesale or retail businesses	244	8
291-311	COMMERCE AND FINANCE	914	25	296	Commercial travellers	99	-
291	Proprietors, managing directors and managers in trading and in wholesale or retail businesses	577	16	298	Salesmen and shop assistants	248	44
296	Commercial travellers	35	-		Others	26	1
298	Salesmen and shop assistants	71	8	386-393	CLERKS, TYPISTS AND DRAUGHTSMEN	401	292
301	Hawkers Others	187 44	- 1	392	Typists, etc. Clerks, etc.	- 401	176 116
386-393	CLERKS, TYPISTS AND DRAUGHTSMEN	299	211	394, 395	WAREHOUSEMEN, STOREKEEPERS AND PACKERS	114	2
392	Typists, etc. Clerks, etc.	- 299	84 127		OTHERS	677	16
				401	Unskilled workers Others	631 46	- 16
				144	<b>Trading in Grain and Forage</b>	<b>842</b>	<b>187</b>
				001-238	PRODUCTION, REPAIR AND MAINTENANCE	43	2
				239-290	TRANSPORT AND COMMUNICATION	94	1
				258	Drivers of self-propelled goods vehicles and tractors	48	-
					Others	46	1

TABLE 7 (contd.) - MALES AND FEMALES AT WORK IN EACH INDUSTRY OR SERVICE, DISTINGUISHING THE PRINCIPAL OCCUPATIONS WITHIN THAT INDUSTRY OR SERVICE

Code no.	Industry and Occupation	Males	Females	Code no.	Industry and Occupation	Males	Females
	<b>Trading in Grain and Forage (contd.)</b>				<b>Clothing and Textiles (incl. Boots and Shoes) (contd.)</b>		
291-311	COMMERCE AND FINANCE	249	44	239-290	TRANSPORT AND COMMUNICATION	82	-
291	Proprietors, managing directors and managers in trading and in wholesale or retail businesses	125	16	258	Drivers of self-propelled goods vehicles and tractors	37	-
296	Commercial travellers	25	-		Others	45	-
298	Salesmen and shop assistants	87	28	291-311	COMMERCE AND FINANCE	931	88
	Others	12	-	291	Proprietors, managing directors and managers in trading and in wholesale or retail businesses	172	10
386-393	CLERKS, TYPISTS AND DRAUGHTSMEN	91	124	293	Brokers, agents and factors	74	11
392	Typists, etc.	-	71	294	Buyers	58	6
	Clerks, etc.	91	53	296	Commercial travellers	369	6
394, 395	WAREHOUSEMEN, STOREKEEPERS AND PACKERS	156	13	298	Salesmen and shop assistants	251	53
	OTHERS	209	3		Others	7	2
	<b>WHOLESALE DISTRIBUTION</b>			386-393	CLERKS, TYPISTS AND DRAUGHTSMEN	119	263
145	<b>Food and Drink</b>	<b>4,540</b>	<b>1,361</b>	392	Typists, etc.	-	145
001-238	PRODUCTION, REPAIR AND MAINTENANCE	195	84		Clerks, etc.	118	118
152-163	Makers of foods	96	72	394, 395	WAREHOUSEMEN, STOREKEEPERS AND PACKERS	163	12
	Other skilled workers in production, repair and maintenance	99	12	394	Warehousemen and storekeepers	87	3
239-290	TRANSPORT AND COMMUNICATION	933	8	395	Packers, etc.	76	9
255	Drivers of horse-drawn vehicles for the transport of goods	45	-		OTHERS	17	9
258	Drivers of self-propelled goods vehicles and tractors	461	-	147	<b>Hardware and Electrical Goods</b>	<b>935</b>	<b>266</b>
259	Lorry drivers' helpers and mates	160	-	001-238	PRODUCTION, REPAIR AND MAINTENANCE	87	8
288	Messengers	89	-	239-290	TRANSPORT AND COMMUNICATION	71	6
289	Porters and lift attendants	150	1	258	Drivers of self-propelled goods vehicles and tractors	23	1
	Others	28	7	288	Messengers	25	1
					Others	23	4
291-311	COMMERCE AND FINANCE	1,988	234	291-311	COMMERCE AND FINANCE	476	20
291	Proprietors, managing directors and managers in trading and in wholesale or retail businesses	785	57	291	Proprietors, managing directors and managers in trading and in wholesale or retail businesses	124	3
293	Brokers, agents and factors	58	3	293	Brokers, agents and factors	27	-
294	Buyers	29	1	296	Commercial travellers	214	1
296	Commercial travellers	536	17	298	Salesmen and shop assistants	96	21
298	Salesmen and shop assistants	414	152		Others	15	4
300	Roundsmen and van salesmen	113	-	386-393	CLERKS, TYPISTS AND DRAUGHTSMEN	120	202
	Others	53	4	392	Typists, etc.	-	124
386-393	CLERKS, TYPISTS AND DRAUGHTSMEN	496	717		Clerks, etc.	120	78
392	Typists, etc.	7	294	394, 395	WAREHOUSEMEN, STOREKEEPERS AND PACKERS	148	13
	Clerks, etc.	489	423	394	Warehousemen and storekeepers	70	3
394, 395	WAREHOUSEMEN, STOREKEEPERS AND PACKERS	561	272	395	Packers, etc.	78	10
394	Warehousemen and storekeepers	317	12		OTHERS	33	8
395	Packers, etc.	244	260	148	<b>Paper, Stationery and Books</b>	<b>521</b>	<b>243</b>
	OTHERS	367	46	239-290	TRANSPORT AND COMMUNICATION	67	2
146	<b>Clothing and Textiles (incl. Boots and Shoes)</b>	<b>1,339</b>	<b>420</b>	258	Drivers of self-propelled goods vehicles and tractors	21	-
001-238	PRODUCTION, REPAIR AND MAINTENANCE	28	48	288	Messengers	28	-
					Others	18	2

TABLE 7 (contd.) - MALES AND FEMALES AT WORK IN EACH INDUSTRY OR SERVICE, DISTINGUISHING THE PRINCIPAL OCCUPATIONS WITHIN THAT INDUSTRY OR SERVICE

Code no.	Industry and Occupation	Males	Females	Code no.	Industry and Occupation	Males	Females
	<b>Paper, Stationery and Books (contd.)</b>				<b>Other Non-food Goods (contd.)</b>		
291-311	COMMERCE AND FINANCE	247	43	259	Lorry drivers' helpers and mates	402	-
291	Proprietors, managing directors and managers in trading and in wholesale or retail businesses	83	5	288	Messengers	75	3
296	Commercial travellers	122	2	289	Porters and lift attendants	26	-
298	Salesmen and shop assistants	23	35		Others	80	16
	Others	19	1	291-311	COMMERCE AND FINANCE	1,797	96
386-393	CLERKS, TYPISTS AND DRAUGHTSMEN	90	180	291	Proprietors, managing directors and managers in trading and in wholesale or retail businesses	740	29
392	Typists, etc.	-	68	293	Brokers, agents and factors	129	-
	Clerks, etc.	99	112	296	Commercial travellers	463	5
394, 395	WAREHOUSEMEN, STOREKEEPERS AND PACKERS	82	9	298	Salesmen and shop assistants	230	50
394	Warehousemen and storekeepers	28	2	300	Roundsmen and van salesmen	130	-
395	Packers, etc.	54	7	301	Hawkers	24	-
	OTHERS	26	9		Others	81	12
149	<b>Chemists' Wares</b>	<b>567</b>	<b>467</b>	321-357	PROFESSIONAL AND TECHNICAL	51	1
239-290	TRANSPORT AND COMMUNICATION	103	4	349	Accountants	20	-
258	Drivers of self-propelled goods vehicles and tractors	38	-		Others	31	1
259	Lorry drivers' helpers and mates	20	-	366-385	PERSONAL SERVICE	8	32
288	Messengers	26	-	386-393	CLERKS, TYPISTS AND DRAUGHTSMEN	640	783
	Others	19	4	392	Typists, etc.	4	498
291-311	COMMERCE AND FINANCE	171	19		Clerks, etc.	636	285
291	Proprietors, managing directors and managers in trading and in wholesale or retail businesses	36	4	394, 395	WAREHOUSEMEN, STOREKEEPERS AND PACKERS	323	96
296	Commercial travellers	92	4	394	Warehousemen and storekeepers	227	4
298	Salesmen and shop assistants	34	9	395	Packers, etc.	96	92
	Others	9	2		OTHERS	860	117
321-357	PROFESSIONAL AND TECHNICAL	21	5	401	Unskilled workers	762	31
386-393	CLERKS, TYPISTS AND DRAUGHTSMEN	82	216	402	Watchmen	29	-
392	Typists, etc.	-	116		Others	69	86
	Clerks, etc.	82	100		<b>RETAIL DISTRIBUTION</b>		
394, 395	WAREHOUSEMEN, STOREKEEPERS AND PACKERS	151	210	151	<b>Bread and Flour Confectionery</b>	<b>669</b>	<b>1,513</b>
394	Warehousemen and storekeepers	36	3	001-238	PRODUCTION, REPAIR AND MAINTENANCE	53	63
395	Packers, etc.	115	207	155	Bakers, pastry cooks and biscuit makers	42	48
	OTHERS	39	13		Other skilled workers in production, repair and maintenance	11	15
150	<b>Other non-food Goods</b>	<b>5,286</b>	<b>1,182</b>	239-290	TRANSPORT AND COMMUNICATION	139	5
001-238	PRODUCTION, REPAIR AND MAINTENANCE	479	37	258	Drivers of self-propelled goods vehicles and tractors	37	-
013	Foresters and woodmen	41	-	259	Lorry drivers' helpers and mates	35	-
067	Fitters and fitter-assemblers	111	-	288	Messengers	56	2
069	Mechanics (n.e.s.)	20	-		Others	11	3
070	Motor and motor-cycle mechanics	45	-	291-311	COMMERCE AND FINANCE	449	1,399
183, 184	Sawyers, wood turners and woodcutting machinists	65	-	291	Proprietors, managing directors and managers in trading and in wholesale or retail businesses	258	265
	Other skilled workers in production, repair and maintenance	197	37	298	Salesmen and shop assistants	185	1,134
239-290	TRANSPORT AND COMMUNICATION	1,128	20		Others	6	-
255	Drivers of horse-drawn vehicles for the transport of goods	26	-	386-393	CLERKS, TYPISTS AND DRAUGHTSMEN	10	36
258	Drivers of self-propelled goods vehicles and tractors	519	1		OTHERS	18	10

TABLE 7 (contd.) - MALES AND FEMALES AT WORK IN EACH INDUSTRY OR SERVICE, DISTINGUISHING THE PRINCIPAL OCCUPATIONS WITHIN THAT INDUSTRY OR SERVICE

Code no.	Industry and Occupation	Males	Females	Code no.	Industry and Occupation	Males	Females
<b>152</b>	<b>Grocery and Provisions</b>	<b>12,451</b>	<b>9,357</b>		<b>Public Houses (contd.)</b>		
001-238	PRODUCTION, REPAIR AND MAINTENANCE	62	17	291-311	COMMERCE AND FINANCE	8,653	4,264
239-290	TRANSPORT AND COMMUNICATION	1,640	6	292	Publicans	4,560	2,274
255	Drivers of horse-drawn vehicles for the transport of goods	29	-	299	Barmen and barmaids	4,085	1,989
258	Drivers of self-propelled goods vehicles and tractors	445	-		Others	8	1
259	Lorry drivers' helpers and mates	57	-	366-385	PERSONAL SERVICE	30	22
288	Messengers	982	3	386-393	CLERKS, TYPISTS AND DRAUGHTSMEN	15	45
289	Porters and lift attendants	111	-	394,395	WAREHOUSEMEN, STOREKEEPERS AND PACKERS	106	2
	Others	16	3	394	Warehousemen and storekeepers	39	-
291-311	COMMERCE AND FINANCE	9,967	8,293	395	Packers, etc.	67	2
291	Proprietors, managing directors and managers in trading and in wholesale or retail businesses	4,791	2,667		OTHERS	405	2
298	Salesmen and shop assistants	5,052	5,610	155	Wines and Spirits (excl. Public Houses)	440	152
300	Roundsmen and van salesmen	80	-	239-290	TRANSPORT AND COMMUNICATION	114	1
	Others	44	16	258	Drivers of self-propelled goods vehicles and tractors	29	1
386-393	CLERKS, TYPISTS AND DRAUGHTSMEN	184	903	288	Messengers	27	-
392	Typists, etc.	1	123	289	Porters and lift attendants	47	-
	Clerks, etc.	183	870		Others	11	-
394,395	WAREHOUSEMEN, STOREKEEPERS AND PACKERS	186	25	291-311	COMMERCE AND FINANCE	206	79
394	Warehousemen and storekeepers	157	5	291	Proprietors, managing directors and managers in trading and in wholesale or retail businesses	111	41
395	Packers, etc.	29	20	298	Salesmen and shop assistants	72	38
	OTHERS	412	23		Others	23	-
<b>153</b>	<b>Grocery and Public House Combined</b>	<b>3,166</b>	<b>1,349</b>	386-393	CLERKS, TYPISTS AND DRAUGHTSMEN	31	60
239-290	TRANSPORT AND COMMUNICATION	206	-	392	Typists, etc.	-	27
258	Drivers of self-propelled goods vehicles and tractors	49	-		Clerks, etc.	31	33
288	Messengers	95	-	394,395	WAREHOUSEMEN, STOREKEEPERS AND PACKERS	49	4
289	Porters and lift attendants	45	-	394	Warehousemen and storekeepers	23	-
	Others	17	-	395	Packers, etc.	25	4
291-311	COMMERCE AND FINANCE	2,701	1,210		OTHERS	41	8
291	Proprietors, managing directors and managers in trading and in wholesale or retail businesses (excl. publicans)	896	298	156	Milk and Dairy Products	2,044	569
292	Publicans	365	103	001-238	PRODUCTION, REPAIR AND MAINTENANCE	96	7
298	Salesmen and shop assistants	1,117	664	239-290	TRANSPORT AND COMMUNICATION	252	6
299	Barmen and barmaids	314	153	258	Drivers of self-propelled goods vehicles and tractors	118	-
	Others	9	1	259	Lorry drivers' helpers and mates	76	-
386-393	CLERKS, TYPISTS AND DRAUGHTSMEN	32	119	288	Messengers	41	2
394,395	WAREHOUSEMEN, STOREKEEPERS AND PACKERS	29	2		Others	17	4
	OTHERS	198	9	291-311	COMMERCE AND FINANCE	1,377	397
<b>154</b>	<b>Public Houses</b>	<b>9,992</b>	<b>4,340</b>	291	Proprietors, managing directors and managers in trading and in wholesale or retail businesses	396	129
001-238	PRODUCTION, REPAIR AND MAINTENANCE	41	3	298	Salesmen and shop assistants	121	258
239-290	TRANSPORT AND COMMUNICATION	742	2	300	Roundsmen and van salesmen	830	9
258	Drivers of self-propelled goods vehicles and tractors	52	-		Others	30	1
288	Messengers	152	-	386-393	CLERKS, TYPISTS AND DRAUGHTSMEN	66	143
289	Porters and lift attendants	516	-	394,395	WAREHOUSEMEN, STOREKEEPERS AND PACKERS	25	9
	Others	22	2		OTHERS	228	7
				401	Unskilled workers	211	5
					Others	17	2

TABLE 7 (contd.) - MALES AND FEMALES AT WORK IN EACH INDUSTRY OR SERVICE, DISTINGUISHING THE PRINCIPAL OCCUPATIONS WITHIN THAT INDUSTRY OR SERVICE

Code no.	Industry and Occupation	Males	Females	Code no.	Industry and Occupation	Males	Females
<b>157</b>	<b>Fresh Meat</b>	<b>4,996</b>	<b>966</b>	<b>160</b>	<b>Boots and Shoes</b>	<b>948</b>	<b>791</b>
001-238	PRODUCTION, REPAIR AND MAINTENANCE	207	7	001-238	PRODUCTION, REPAIR AND MAINTENANCE	41	-
161	Slaughterhouse workers	187	4	118	Boot and shoe repairers and makers (not factory)	34	-
	Other skilled workers in production, repair and maintenance	20	3		Other skilled workers in production, repair and maintenance	7	-
239-290	TRANSPORT AND COMMUNICATION	821	1	239-290	TRANSPORT AND COMMUNICATION	74	-
258	Drivers of self-propelled goods vehicles and tractors	82	-	288	Messengers	62	-
288	Messengers	590	1		Others	12	-
289	Porters and lift attendants	136	-	291-311	COMMERCE AND FINANCE	804	704
	Others	13	-	291	Proprietors, managing directors and managers in trading and in wholesale or retail businesses	357	75
291-311	COMMERCE AND FINANCE	3,770	545	298	Salesmen and shop assistants	425	626
291	Proprietors, managing directors and managers in trading and in wholesale or retail businesses	1,653	128		Others	22	3
298	Salesmen and shop assistants	2,097	416	386-393	CLERKS, TYPISTS AND DRAUGHTSMEN	11	85
	Others	20	1	392	Typists, etc.	-	20
386-393	CLERKS, TYPISTS AND DRAUGHTSMEN	19	409		Clerks, etc.	11	65
	OTHERS	179	4		OTHERS	18	2
401	Unskilled workers	146	1	<b>161</b>	<b>General Drapery</b>	<b>6,919</b>	<b>9,582</b>
	Others	33	3	001-238	PRODUCTION, REPAIR AND MAINTENANCE	212	728
<b>158</b>	<b>Fish and dead Poultry</b>	<b>816</b>	<b>228</b>	133	Tailors	126	85
001-238	PRODUCTION, REPAIR AND MAINTENANCE	79	18	135	Dressmakers and other light clothing makers	6	326
239-290	TRANSPORT AND COMMUNICATION	181	1	136	Machinists	1	59
258	Drivers of self-propelled goods vehicles and tractors	39	-	141	Milliners (makers)	1	170
288	Messengers	118	-		Other skilled workers in production, repair and maintenance	78	88
	Others	24	1	239-290	TRANSPORT AND COMMUNICATION	523	15
291-311	COMMERCE AND FINANCE	494	142	258	Drivers of self-propelled goods vehicles and tractors	74	-
291	Proprietors, managing directors and managers in trading and in wholesale or retail businesses	304	28	288	Messengers	278	6
298	Salesmen and shop assistants	170	112	289	Porters and lift attendants	140	1
	Others	20	2		Others	31	8
386-393	CLERKS, TYPISTS AND DRAUGHTSMEN	16	57	291-311	COMMERCE AND FINANCE	5,718	7,887
	OTHERS	46	10	291	Proprietors, managing directors and managers in trading and in wholesale or retail businesses	2,002	1,282
<b>159</b>	<b>Vegetables and Fruits</b>	<b>901</b>	<b>697</b>	294	Buyers	168	101
239-290	TRANSPORT AND COMMUNICATION	193	1	296	Commercial travellers	99	1
258	Drivers of self-propelled goods vehicles and tractors	55	-	298	Salesmen and shop assistants	3,336	6,477
288	Messengers	116	1		Others	113	26
	Others	22	-	366-385	PERSONAL SERVICE	36	54
291-311	COMMERCE AND FINANCE	656	664	373	Hall and hotel porters, door keepers and cinema, etc. commissionaires	25	-
291	Proprietors, managing directors and managers in trading and in wholesale or retail businesses	462	254	379	Charwomen and office cleaners	2	32
298	Salesmen and shop assistants	163	392		Others	9	22
300	Roundsmen and van salesmen	20	-	386-393	CLERKS, TYPISTS AND DRAUGHTSMEN	254	881
	Others	11	18	388	Costing, estimating and accounting clerks (incl. book-keepers)	101	483
386-393	CLERKS, TYPISTS AND DRAUGHTSMEN	7	29	392	Typists, etc.	3	202
	OTHERS	45	3		Other clerks, etc.	150	196

TABLE 7 (contd.) - MALES AND FEMALES AT WORK IN EACH INDUSTRY OR SERVICE, DISTINGUISHING THE PRINCIPAL OCCUPATIONS WITHIN THAT INDUSTRY OR SERVICE

Code no.	Industry and Occupation	Males	Females	Code no.	Industry and Occupation	Males	Females
<b>General Drapery (contd.)</b>				<b>Hardware, Metals, Metal Goods and Tools (contd.)</b>			
394,395	WAREHOUSEMEN, STOREKEEPERS AND PACKERS	96	8	394,395	WAREHOUSEMEN, STOREKEEPERS AND PACKERS	176	5
394	Warehousemen and storekeepers	31	3	394	Warehousemen and storekeepers	134	2
395	Packers, etc.	65	5	395	Packers, etc.	42	3
	OTHERS	80	9		OTHERS	277	21
401	Unskilled workers	55	3				
	Others	25	6	<b>164</b>	<b>Electrical Goods</b>	<b>753</b>	<b>218</b>
<b>162</b>	<b>Chemists' and Druggists' Wares and Photographic Goods</b>	<b>2,081</b>	<b>1,291</b>	001-238	PRODUCTION, REPAIR AND MAINTENANCE	274	5
239-290	TRANSPORT AND COMMUNICATION	316	4	085	Radio and radar mechanics	156	-
288	Messengers	292	2	086	Electrical fitters	34	-
	Others	24	2	087	Electricians	65	-
291-311	COMMERCE AND FINANCE	1,697	1,128		Other skilled workers in production, repair and maintenance	19	5
291	Proprietors, managing directors and managers in trading and in wholesale or retail businesses	815	209	239-290	TRANSPORT AND COMMUNICATION	34	3
298	Salesmen and shop assistants	869	916	288	Messengers	26	1
	Others	13	3		Others	8	2
366-385	PERSONAL SERVICE	6	20	291-311	COMMERCE AND FINANCE	403	118
386-393	CLERKS, TYPISTS AND DRAUGHTSMEN	18	110	291	Proprietors, managing directors and managers in trading and in wholesale or retail businesses	228	11
392	Typists, etc.	-	30	298	Salesmen and shop assistants	149	99
	Clerks, etc.	18	80		Others	26	8
394,395	WAREHOUSEMEN, STOREKEEPERS AND PACKERS	10	23	386-393	CLERKS, TYPISTS AND DRAUGHTSMEN	25	90
	OTHERS	25	6	392	Typists, etc.	-	46
					Clerks, etc.	25	44
<b>163</b>	<b>Hardware, Metals, Metal Goods and Tools</b>	<b>4,112</b>	<b>1,347</b>		OTHERS	17	2
001-238	PRODUCTION, REPAIR AND MAINTENANCE	258	8	<b>165</b>	<b>Jewellery, Watches, Clocks and Precious Metals</b>	<b>648</b>	<b>332</b>
067	Fitters and fitter-assemblers	73	-	001-238	PRODUCTION, REPAIR AND MAINTENANCE	190	9
069	Mechanics	55	-	081	Goldsmiths, silversmiths and gem setters	20	1
177	Carpenters and joiners	35	-	092	Watch, clock and chronometer makers and repairers	142	1
	Other skilled workers in production, repair and maintenance	95	8		Other skilled workers in production, repair and maintenance	28	7
239-290	TRANSPORT AND COMMUNICATION	411	6	239-290	TRANSPORT AND COMMUNICATION	40	-
255	Drivers of horse-drawn vehicles for the transport of goods	21	-	288	Messengers	33	-
258	Drivers of self-propelled goods vehicles and tractors	124	-		Others	7	-
259	Lorry drivers' helpers and mates	28	-	291-311	COMMERCE AND FINANCE	380	244
288	Messengers	179	-	291	Proprietors, managing directors and managers in trading and in wholesale or retail businesses	218	41
289	Porters and lift attendants	50	-	298	Salesmen and shop assistants	154	203
	Others	9	6		Others	8	-
291-311	COMMERCE AND FINANCE	2,798	770	386-393	CLERKS, TYPISTS AND DRAUGHTSMEN	15	71
291	Proprietors, managing directors and managers in trading and in wholesale or retail businesses	855	134	392	Typists, etc.	-	37
298	Salesmen and shop assistants	1,824	619		Clerks, etc.	15	34
	Others	119	17		OTHERS	23	8
386-393	CLERKS, TYPISTS AND DRAUGHTSMEN	192	537	<b>166</b>	<b>Leather, Sports and Fancy Goods</b>	<b>301</b>	<b>330</b>
392	Typists, etc.	5	201	001-238	PRODUCTION, REPAIR AND MAINTENANCE	25	20
	Clerks, etc.	187	336				

TABLE 7 (contd.) - MALES AND FEMALES AT WORK IN EACH INDUSTRY OR SERVICE, DISTINGUISHING THE PRINCIPAL OCCUPATIONS WITHIN THAT INDUSTRY OR SERVICE

Code no.	Industry and Occupation	Males	Females	Code no.	Industry and Occupation	Males	Females
	<b>Leather, Sports and Fancy Goods (contd.)</b>				<b>Books and Stationery (contd.)</b>		
239-290	TRANSPORT AND COMMUNICATION	31	-	386-393	CLERKS, TYPISTS AND DRAUGHTSMEN	40	162
291-311	COMMERCE AND FINANCE	230	252	392	Typists, etc. Clerks, etc.	- 40	61 101
291	Proprietors, managing directors and managers in trading and in whole-sale or retail businesses	86	67	394, 395	WAREHOUSEMEN, STOREKEEPERS AND PACKERS	26	2
296	Commercial travellers	31	1		OTHERS	20	0
298	Salesmen and shop assistants Others	97 16	183 1	169	<b>Motor Vehicles and Cycles</b>	<b>1,417</b>	<b>253</b>
386-393	CLERKS, TYPISTS AND DRAUGHTSMEN	7	51	001-238	PRODUCTION, REPAIR AND MAINTENANCE	416	2
392	Typists, etc. Clerks, etc.	- 7	23 28	068	Cycle makers, fitters and mechanics	245	-
	OTHERS	8	7	070	Motor and motor-cycle mechanics Other skilled workers in production, repair and maintenance	115 56	- 2
167	<b>Furniture, Carpets and Other Furnishings</b>	<b>975</b>	<b>419</b>	239-290	TRANSPORT AND COMMUNICATION	59	1
001-238	PRODUCTION, REPAIR AND MAINTENANCE	117	85	288	Messengers Others	31 28	- 1
145	Upholsterers, coach trimmers, etc.	22	20	291-311	COMMERCE AND FINANCE	831	83
185	French polishers	16	32	291	Proprietors, managing directors and managers in trading and in whole-sale or retail businesses	512	21
237	Piano tuners Other skilled workers in production, repair and maintenance	30 49	- 33	293	Brokers, agents and factors	28	1
239-290	TRANSPORT AND COMMUNICATION	122	2	296	Commercial travellers	24	-
258	Drivers of self-propelled goods vehicles and tractors	38	-	298	Salesmen and shop assistants Others	257 10	61 -
288	Messengers	33	-	386-393	CLERKS, TYPISTS AND DRAUGHTSMEN	68	165
289	Porters and lift attendants Others	33 18	- 2	392	Typists, etc. Clerks, etc.	- 68	87 78
291-311	COMMERCE AND FINANCE	617	144	394, 395	WAREHOUSEMEN, STOREKEEPERS AND PACKERS	27	-
291	Proprietors, managing directors and managers in trading and in whole-sale or retail businesses	209	48		OTHERS	16	2
298	Salesmen and shop assistants Others	287 121	92 4	170	<b>TOBACCO, SWEETS AND NEWSPAPERS</b>	<b>1,804</b>	<b>3,854</b>
366-385	PERSONAL SERVICE	8	20	239-290	TRANSPORT AND COMMUNICATION	137	3
386-393	CLERKS, TYPISTS AND DRAUGHTSMEN	39	163	288	Messengers Others	120 17	2 1
392	Typists, etc. Clerks, etc.	- 39	86 77	291-311	COMMERCE AND FINANCE	1,625	3,790
394, 395	WAREHOUSEMEN, STOREKEEPERS AND PACKERS	45	1	291	Proprietors, managing directors and managers in trading and in whole-sale or retail businesses	1,198	1,870
	OTHERS	27	4	298	Salesmen and shop assistants	301	1,912
168	<b>Books and Stationery</b>	<b>481</b>	<b>825</b>	302	Newspaper sellers Others	110 16	5 3
239-290	TRANSPORT AND COMMUNICATION	85	4	386-393	CLERKS, TYPISTS AND DRAUGHTSMEN	13	48
288	Messengers Others	65 20	- 4		OTHERS	29	13
291-311	COMMERCE AND FINANCE	303	619	171	<b>Country General Shops</b>	<b>1,499</b>	<b>744</b>
291	Proprietors, managing directors and managers in trading and in whole-sale or retail businesses	153	123	001-238	PRODUCTION, REPAIR AND MAINTENANCE	37	6
298	Salesmen and shop assistants Others	132 18	494 2	239-290	TRANSPORT AND COMMUNICATION	151	6
321-357	PROFESSIONAL AND TECHNICAL	7	29	258	Drivers of self-propelled goods vehicles and tractors	97	-
				288	Messengers Others	25 29	- 6

TABLE 7 (contd.) - MALES AND FEMALES AT WORK IN EACH INDUSTRY OR SERVICE, DISTINGUISHING THE PRINCIPAL OCCUPATIONS WITHIN THAT INDUSTRY OR SERVICE

Code no.	Industry and Occupation	Males	Females	Code no.	Industry and Occupation	Males	Females
	<b>Country General Shops (contd.)</b>				<b>Other and Undefined Retail Distribution (contd.)</b>		
291-311	COMMERCE AND FINANCE	1,082	593				
291	Proprietors, managing directors and managers in trading and in wholesale or retail businesses	565	200	239-290	TRANSPORT AND COMMUNICATION	392	1
298	Salesmen and shop assistants Others	498 19	384 9	258	Drivers of self-propelled goods vehicles and tractors	162	-
386-393	CLERKS, TYPISTS AND DRAUGHTSMEN	31	135	259	Lorry drivers' helpers and mates	38	-
394, 395	WAREHOUSEMEN, STOREKEEPERS AND PACKERS	23	-	288	Messengers Others	117 75	1 -
	OTHERS	175	4	291-311	COMMERCE AND FINANCE	1,951	1,467
172	<b>Department Stores and Variety Chain Stores</b>	<b>1,339</b>	<b>1,320</b>	291	Proprietors, managing directors and managers in trading and in wholesale or retail businesses	1,114	782
001-238	PRODUCTION, REPAIR AND MAINTENANCE	109	38	293	Brokers, agents and factors	47	2
177	Carpenters and joiners Other skilled workers in production, repair and maintenance	21 88	- 38	296	Commercial travellers	104	2
239-290	TRANSPORT AND COMMUNICATION	254	13	298	Salesmen and shop assistants	589	672
258	Drivers of self-propelled goods vehicles and tractors	120	-	300	Roundsmen and van salesmen Others	35 62	- 9
259	Lorry drivers' helpers and mates	42	-	386-393	CLERKS, TYPISTS AND DRAUGHTSMEN	84	242
288	Messengers	29	3	392	Typists, etc. Clerks, etc.	- 84	115 127
289	Porters and lift attendants Others	49 14	3 7	394, 395	WAREHOUSEMEN, STOREKEEPERS AND PACKERS	74	19
291-311	COMMERCE AND FINANCE	503	805	394	Warehousemen and storekeepers	66	-
291	Proprietors, managing directors and managers in trading and in wholesale or retail businesses	172	20	395	Packers, etc.	8	19
294	Buyers	21	12		OTHERS	203	16
298	Salesmen and shop assistants Others	261 49	760 13	175	<b>Auctioneering, Valuing, House and Real Estate Agencies</b>	<b>1,065</b>	<b>335</b>
366-385	PERSONAL SERVICE	19	51	001-238	PRODUCTION, REPAIR AND MAINTENANCE	56	4
379	Charwomen and office cleaners Others	- 19	25 26	239-290	TRANSPORT AND COMMUNICATION	66	1
386-393	CLERKS, TYPISTS AND DRAUGHTSMEN	177	400	289	Porters and lift attendants Others	40 26	1 -
392	Typists, etc. Clerks, etc.	- 177	112 288	291-311	COMMERCE AND FINANCE	610	30
394, 395	WAREHOUSEMEN, STOREKEEPERS AND PACKERS	86	9	298	Salesmen and shop assistants	22	4
394	Warehousemen and storekeepers	51	4	309	Auctioneers, appraisers, estate agents and valuers Others	527 61	17 9
395	Packers, etc.	35	5	366-385	PERSONAL SERVICE	22	15
	OTHERS	191	4	386-393	CLERKS, TYPISTS AND DRAUGHTSMEN	183	283
401	Unskilled workers Others	160 31	1 3	392	Typists, etc. Clerks, etc.	2 181	182 101
173	<b>Hawking and Street Selling</b>	<b>600</b>	<b>162</b>		OTHERS	128	2
291-311	COMMERCE AND FINANCE	589	162	401	Unskilled workers Others	87 41	1 1
301	Hawkers	409	151	176	<b>Advertising and Bill Posting Agencies</b>	<b>319</b>	<b>121</b>
302	Newspaper sellers Others	168 12	4 7	001-238	PRODUCTION, REPAIR AND MAINTENANCE	32	2
	OTHERS	11	-	239-290	TRANSPORT AND COMMUNICATION	20	3
174	<b>Other and Undefined Retail Distribution</b>	<b>2,764</b>	<b>1,753</b>	291-311	COMMERCE AND FINANCE	125	9
001-238	PRODUCTION, REPAIR AND MAINTENANCE	60	8	295	Advertising agents and managers Others	75 50	4 5
				321-357	PROFESSIONAL AND TECHNICAL	47	12
				386-393	CLERKS, TYPISTS AND DRAUGHTSMEN	43	86
				392	Typists, etc. Clerks, etc.	- 43	58 28
					OTHERS	52	9

TABLE 7 (contd.) - MALES AND FEMALES AT WORK IN EACH INDUSTRY OR SERVICE, DISTINGUISHING THE PRINCIPAL OCCUPATIONS WITHIN THAT INDUSTRY OR SERVICE

Code no.	Industry and Occupation	Males	Females	Code no.	Industry and Occupation	Males	Females
	<b>INSURANCE, BANKING AND FINANCE</b>				<b>Other Financial Institutions (contd.)</b>		
177	Banking	3,941	1,210	386-393	CLERKS, TYPISTS AND DRAUGHTSMEN	205	270
239-290	TRANSPORT AND COMMUNICATION	516	7	392	Typists, etc.	2	200
289	Porters and lift attendants	512	-		Clerks, etc.	203	70
	Others	4	7		OTHERS	50	12
291-311	COMMERCE AND FINANCE	747	11				
305	Bankers, bank managers (incl. heads of departments) and inspectors (not clerks)	725	9		<b>TRANSPORT, STORAGE AND COMMUNICATION</b>		
	Others	22	2	181	Railways	14,118	756
321-357	PROFESSIONAL AND TECHNICAL	30	4	001-238	PRODUCTION, REPAIR AND MAINTENANCE	3,433	5
366-385	PERSONAL SERVICE	12	64	047-079	Workers in metals (other than precious metals) and in engineering trades:		
379	Charwomen and office cleaners	1	51		Blacksmiths	33	-
	Others	11	13	054	Boiler makers, platers and shipwrights	23	-
386-393	CLERKS, TYPISTS AND DRAUGHTSMEN	2,606	1,122	058	Precision fitters, tool-makers, machine tool fitters and gunsmiths	26	-
389	Bank clerks	2,567	907	065	Fitters and fitter-assemblers (n.e.s.)	132	-
392	Typists, etc.	-	182	067	Mechanics (n.e.s.)	38	-
	Other clerks, etc.	39	33	069	Motor and motor-cycle mechanics	21	-
	OTHERS	30	2	070	Plumbers and gas fitters	30	-
178	Insurance	4,422	1,458	073	Fitters', millwrights' and mechanics' labourers	29	-
239-290	TRANSPORT AND COMMUNICATION	30	8	078	Other skilled workers	103	1
291-311	COMMERCE AND FINANCE	3,323	78	083-089	Electrical apparatus makers and fitters and electricians:		
307	Insurance managers, underwriters and brokers (incl. heads of departments), managers and inspectors (not clerks)	880	11	087	Electricians	65	-
	Insurance agents and canvassers			088	Linemen and cable jointers	116	-
	Others	51	3		Other skilled workers	31	-
321-357	PROFESSIONAL AND TECHNICAL	60	3	174-187	Workers in wood and furniture:		
366-385	PERSONAL SERVICE	31	36	177	Carpenters and joiners	138	-
379	Charwomen and office cleaners	1	28	178	Coach, carriage, van and cart builders, cartwrights and wheelwrights	42	-
	Others	30	8		Other skilled workers	13	-
386-393	CLERKS, TYPISTS AND DRAUGHTSMEN	963	1,331	214-227	Workers in building and contracting:		
387	Secretaries and registrars of companies, institutions and charities	20	4	215	Foremen and overlookers	368	-
	Typists, etc.	1	820	221	Masons and stone cutters	38	-
	Clerks, etc.	942	507	223	Platelayers	1,684	-
	OTHERS	15	2	225	Builders', bricklayers', plasterers' and masons' labourers	43	-
179	Pawnbroking and Moneylending	270	65	226	Contractors' labourers, road workers, navvies, etc.	235	-
291-311	COMMERCE AND FINANCE	213	28		Other skilled workers	58	-
298	Salesmen and shop assistants	106	3	230-232	Painters and decorators	100	1
310	Moneylenders and pawnbrokers	71	17		Other skilled workers in production, repair and maintenance	67	3
	Others	36	8				
386-393	CLERKS, TYPISTS AND DRAUGHTSMEN	45	35	239-290	TRANSPORT AND COMMUNICATION	7,325	204
	OTHERS	12	2	239	Station masters, yard masters, passenger and goods agents and railway officials other than clerks, etc.	637	14
180	Other Financial Institutions	501	305	240	Locomotive engine drivers	821	-
291-311	COMMERCE AND FINANCE	246	23	241	Locomotive engine firemen	780	-
293	Brokers, agents and factors	26	-	242	Locomotive running shed workers and cleaners	617	-
306	Stock brokers	97	-	243	Guards	342	-
	Others	123	23				

TABLE 7 (contd.) - MALES AND FEMALES AT WORK IN EACH INDUSTRY OR SERVICE, DISTINGUISHING THE PRINCIPAL OCCUPATIONS WITHIN THAT INDUSTRY OR SERVICE

Code no.	Industry and Occupation	Males	Females	Code no.	Industry and Occupation	Males	Females
	<b>Railways (contd.)</b>			<b>183</b>	<b>Road Passenger Transport Other than the Above</b>	<b>3,249</b>	<b>52</b>
244	Signalmen	602	-				
245	Shunters, pointsmen and level crossing men	344	109	001-238	PRODUCTION, REPAIR AND MAINTENANCE	27	-
246	Ticket collectors and examiners	133	2	239-290	TRANSPORT AND COMMUNICATION	3,191	40
247	Pointers and lampmen	1,822	-	250	'Bus, car and coach hire proprietors and managers	467	7
248	Checkers (not ticket checkers)	456	-	254	Drivers of horse-drawn vehicles for the transport of passengers	40	-
249	Other railway transport workers	494	35	257	Drivers of self-propelled passenger vehicles	2,606	33
286	Telegraph operators	-	22		Others	78	-
287	Telephone operators	-	22		OTHERS	31	12
288	Messengers	160	-				
	Others	117	-	<b>184</b>	<b>Cartage and Haulage Contracting</b>	<b>6,100</b>	<b>67</b>
321-357	PROFESSIONAL AND TECHNICAL	56	7				
347	Civil, structural and municipal engineers and surveyors	27	-	001-238	PRODUCTION, REPAIR AND MAINTENANCE	103	1
	Others	29	7	070	Motor and motor-cycle mechanics	33	-
366-385	PERSONAL SERVICE	38	82		Other skilled workers	70	1
379	Charwomen and office cleaners	11	58	239-290	TRANSPORT AND COMMUNICATION	5,562	23
	Others	27	24	251	Haulage and cartage contractors and managers and master carmen	506	15
386-393	CLERKS, TYPISTS AND DRAUGHTSMEN	1,879	435	253	Inspectors, superintendents and foremen	42	-
388	Costing, estimating and accounting clerks (incl. book keepers) except bank clerks	221	35	255	Drivers of horse-drawn vehicles for the transport of goods	1,217	-
391	Draughtsmen	30	-	258	Drivers of self-propelled goods vehicles and tractors	2,881	8
392	Typists, etc.	-	200	259	Lorry drivers' helpers and mates	824	-
	Other clerks, etc.	1,628	200		Others	92	-
394,395	WAREHOUSEMEN, STOREKEEPERS AND PACKERS	133	3	386-393	CLERKS, TYPISTS AND DRAUGHTSMEN	88	38
	OTHERS	1,254	20	392	Typists, etc. Clerks, etc.	1 87	26 12
397	Crane drivers	32	-	394,395	WAREHOUSEMEN, STOREKEEPERS AND PACKERS	63	-
401	Unskilled workers	1,066	-	394	Warehousemen and storekeepers	23	-
402	Watchmen	51	-	395	Packers, etc.	40	-
	Others	105	20		OTHERS	284	5
<b>182</b>	<b>Omnibus and Tramway Service</b>	<b>5,331</b>	<b>56</b>	<b>185</b>	<b>Sea Transport</b>	<b>3,528</b>	<b>200</b>
001-238	PRODUCTION, REPAIR AND MAINTENANCE	287	-	001-238	PRODUCTION, REPAIR AND MAINTENANCE	59	-
067	Fitters and fitter-assemblers	32	-	239-290	TRANSPORT AND COMMUNICATION	2,515	17
070	Motor and motor-cycle mechanics	171	-	255	Drivers of horse-drawn vehicles for the transport of goods	71	-
	Other skilled workers in production, repair and maintenance	84	-	258	Drivers of self-propelled goods vehicles and tractors	47	-
239-290	TRANSPORT AND COMMUNICATION	4,577	7	259	Lorry drivers' helpers and mates	20	-
253	Inspectors, superintendents and foremen	236	-	263	Ship owners, managers, brokers, agents and marine superintendents	86	3
256	Drivers of 'buses and coaches	2,064	-	266	Navigating officers, pilots and radio officers	114	-
258	Drivers of self-propelled goods vehicles and tractors	55	-	267	Engineering officers	86	-
259	Lorry drivers' helpers and mates	45	-	268	Petty officers, seamen and deck hands	538	-
260	'Bus and tram conductors	1,950	-	269	Firemen, trimmers, greasers and donkeymen	75	-
288	Messengers	37	1	270	Pursers, stewards and domestic staff	142	7
	Others	190	6	273	Dock labourers and lightermen	1,082	-
386-393	CLERKS, TYPISTS AND DRAUGHTSMEN	132	18		Others	254	7
394,395	WAREHOUSEMEN, STOREKEEPERS AND PACKERS	26	-				
	OTHERS	309	31				
401	Unskilled workers	272	14				
	Others	37	17				

TABLE 7 (contd.) - MALES AND FEMALES AT WORK IN EACH INDUSTRY OR SERVICE, DISTINGUISHING THE PRINCIPAL OCCUPATIONS WITHIN THAT INDUSTRY OR SERVICE

Code no.	Industry and Occupation	Males	Females	Code no.	Industry and Occupation	Males	Females
	<b>Sea Transport (contd.)</b>				<b>Harbours, Docks, Piers and Lighthouses (contd.)</b>		
291-311	COMMERCE AND FINANCE	22	1				
386-393	CLERKS, TYPISTS AND DRAUGHTSMEN	614	163	394,395	WAREHOUSEMEN, STOREKEEPERS AND PACKERS	72	-
392	Typists, etc. Clerks, etc.	1 613	124 39		OTHERS	595	7
394,395	WAREHOUSEMEN, STOREKEEPERS AND PACKERS	96	-	397	Crane drivers	57	-
	OTHERS	222	19	399	Boiler firemen and stokers, oilers and greasers of engines (not railway) and machinery	25	-
397	Crane drivers	25	-	401	Unskilled workers	371	-
401	Unskilled workers	115	-	402	Watchmen	82	1
402	Watchmen	33	-		Others	60	6
	Others	49	19	187	<b>Canal and Other Water Transport</b>	522	19
186	<b>Harbours, Docks, Piers and Lighthouses</b>	2,360	37				
001-238	PRODUCTION, REPAIR AND MAINTENANCE	473	2	001-238	PRODUCTION, REPAIR AND MAINTENANCE	34	-
047-079	Workers in metals (other than precious metals) and in engineering trades:			239-290	TRANSPORT AND COMMUNICATION	371	11
058	Boiler makers, platers and shipwrights	56	-	271	Bargemen, boatmen and tugmen	193	-
067	Fitters and fitter-assemblers	61	-	274	Lock keepers, bridge, stage and pier men	82	10
078	Fitters', millwrights' and mechanics' labourers	22	-		Others	96	1
	Other skilled workers	97	-	386-393	CLERKS, TYPISTS AND DRAUGHTSMEN	33	8
087	Electricians	26	-		OTHERS	84	-
174-187	Workers in wood and furniture:			401	Unskilled workers	56	-
177	Carpenters and joiners	36	-		Others	28	-
182	Shipwrights, boat and barge builders (wood)	30	-	188	<b>Loading and Discharging of Vessels and Similar Water Transport Service</b>	2,653	16
	Other skilled workers	7	-				
214-227	Workers in building and contracting:			239-290	TRANSPORT AND COMMUNICATION	2,562	9
225	Builders', bricklayers', plasterers' and masons' labourers	27	-	265	Wharfingers and master stevedores	44	-
226	Contractors' labourers, road workers, navvies, etc.	46	-	273	Dock labourers and lightermen	2,430	-
	Other skilled workers	29	-		Others	88	9
230-232	Painters and decorators	24	1	386-393	CLERKS, TYPISTS AND DRAUGHTSMEN	30	3
	Other skilled workers in production, repair and maintenance	12	1		OTHERS	61	4
239-290	TRANSPORT AND COMMUNICATION	1,054	-	401	Unskilled workers	25	1
264	Harbour, dock and canal officials	92	-		Others	36	3
266	Navigating officers, pilots and radio officers	96	-	189	<b>Air Transport</b>	1,433	367
267	Engineering officers	27	-	001-238	PRODUCTION, REPAIR AND MAINTENANCE	274	-
268	Petty officers, seamen and deck hands	198	-	047-079	Workers in metals (other than precious metals) and in engineering trades:		
269	Firemen, trimmers, greasers and donkeymen	38	-	065	Precision fitters, toolmakers, machine tool fitters and gunsmiths	44	-
271	Bargemen, boatmen and tugmen	33	-	067	Fitters and fitter-assemblers	57	-
272	Lighthousemen and crews of lightships	191	-	069	Mechanics	30	-
273	Dock labourers and lightermen	245	-		Other skilled workers	47	-
	Others	134	-	177	Carpenters and joiners	21	-
321-357	PROFESSIONAL AND TECHNICAL	34	-		Other skilled workers in production, repair and maintenance	75	-
347	Civil, structural and municipal engineers and surveyors	23	-	239-290	TRANSPORT AND COMMUNICATION	514	113
	Others	11	-	276	Employers and managers	34	-
386-393	CLERKS, TYPISTS AND DRAUGHTSMEN	132	28	277	Traffic staff (not clerks)	148	4
392	Typists, etc. Clerks, etc.	- 132	23 5	278	Pilots and navigators	59	-
				280	Aircraft engineers	70	-
				285	Radio operators	43	-
				289	Porters and lift attendants	37	-
					Others	123	109
				291-311	COMMERCE AND FINANCE	25	3

TABLE 7 (contd.) - MALES AND FEMALES AT WORK IN EACH INDUSTRY OR SERVICE, DISTINGUISHING THE PRINCIPAL OCCUPATIONS WITHIN THAT INDUSTRY OR SERVICE

Code no.	Industry and Occupation	Males	Females	Code no.	Industry and Occupation	Males	Females
	<b>Air Transport (contd.)</b>				<b>Communication Service by Post, Wire and Radio (excl. broadcasting) (contd.)</b>		
321-357	PROFESSIONAL AND TECHNICAL	24	7		Electrical apparatus makers and fitters and electricians (contd.)		
366-385	PERSONAL SERVICE	40	39		Linemen and cable jointers	841	-
379	Charwomen and office cleaners	22	22	088	Other skilled workers	270	6
	Others	18	17	226	Contractors' labourers, road workers, navvies, etc.	38	-
386-393	CLERKS, TYPISTS AND DRAUGHTSMEN	376	205		Other skilled workers in production, repair and maintenance	40	7
392	Typists, etc.	1	118	239-290	TRANSPORT AND COMMUNICATION	8,711	3,469
	Clerks, etc.	375	87	258	Drivers of self-propelled goods vehicles and tractors	124	1
394, 395	WAREHOUSEMEN, STOREKEEPERS AND PACKERS	39	-	282	Employers and managers	553	961
	OTHERS	141	-	283	Foremen and overlookers	211	50
401	Unskilled workers	79	-	284	Postmen, post office sorters and post office assistants	6,934	1,601
	Others	62	-	285	Radio operators	28	1
190	<b>All Services Incidental to Transport</b>	467	182	286	Other telegraph operators	43	42
001-238	PRODUCTION, REPAIR AND MAINTENANCE	33	-	287	Telephone operators	244	797
239-290	TRANSPORT AND COMMUNICATION	188	5	288	Messengers	504	6
291-311	COMMERCE AND FINANCE	34	7		Others	70	10
386-393	CLERKS, TYPISTS AND DRAUGHTSMEN	148	152	321-357	PROFESSIONAL AND TECHNICAL	63	5
392	Typists, etc.	-	100	348	Mechanical and electrical engineers	49	-
	Clerks, etc.	148	52		Others	14	5
	OTHERS	64	18	366-385	PERSONAL SERVICE	57	48
191	<b>Storage and warehousing</b>	669	142	379	Charwomen and office cleaners	37	45
001-238	PRODUCTION, REPAIR AND MAINTENANCE	68	33		Others	20	3
239-290	TRANSPORT AND COMMUNICATION	86	6	386-393	CLERKS, TYPISTS AND DRAUGHTSMEN	36	32
258	Drivers of self-propelled goods vehicles and tractors	31	-		WAREHOUSEMEN, STOREKEEPERS AND PACKERS	100	4
	Others	55	6	394, 395	OTHERS	336	16
291-311	COMMERCE AND FINANCE	33	8	401	Unskilled workers	301	4
386-393	CLERKS, TYPISTS AND DRAUGHTSMEN	69	56		Others	35	12
392	Typists, etc.	1	24		<b>PUBLIC ADMINISTRATION AND DEFENCE</b>		
	Clerks, etc.	68	32	193	<b>Civic Guard</b>	6,894	47
394, 395	WAREHOUSEMEN, STOREKEEPERS AND PACKERS	224	28	366-385	PERSONAL SERVICE	6	37
394	Warehousemen and storekeepers	198	3	379	Charwomen and office cleaners	-	20
395	Packers, etc.	26	25		Others	6	17
	OTHERS	189	11		OTHERS	6,888	10
401	Unskilled workers	155	5	314	Civic guard - above rank of sergeant	251	-
	Others	34	6	315	Civic guard - sergeants and inferiors	6,584	4
192	<b>Communication Services by Post, Wire and Radio (excl. broadcasting)</b>	10,829	3,589		Others	53	6
001-238	PRODUCTION, REPAIR AND MAINTENANCE	1,526	15	194	<b>Defence</b>	9,171	264
047-079	<b>Workers in metals (other than precious metals) and in engineering trades:</b>			001-238	PRODUCTION, REPAIR AND MAINTENANCE	603	3
070	Motor and motor-cycle mechanics	28	-	047-079	Workers in metals (other than precious metals) and in engineering trades:		
	Other skilled workers	64	-	067	Fitters and fitter-assemblers	46	-
083-089	<b>Electrical apparatus makers and fitters and electricians:</b>			070	Motor and motor-cycle mechanics	23	-
084	Foremen and overlookers	82	2	073	Plumbers and gas fitters	23	-
086	Electrical fitters	95	-		Other skilled workers	90	-
087	Electricians	68	-				

TABLE 7 (contd.) - MALES AND FEMALES AT WORK IN EACH INDUSTRY OR SERVICE, DISTINGUISHING THE PRINCIPAL OCCUPATIONS WITHIN THAT INDUSTRY OR SERVICE

Code no.	Industry and Occupation	Males	Females	Code no.	Industry and Occupation	Males	Females
	<b>Defence (contd.)</b>				<b>Other Government Departments (n.e.s.) (contd.)</b>		
087	Electricians	28	-		Other skilled workers in production, repair and maintenance	125	12
177	Carpenters and joiners	92	-				
214-227	Workers in building and contracting:			239-290	TRANSPORT AND COMMUNICATION	606	34
218	Bricklayers	20	-	285	Radio operators	75	-
225	Builders', bricklayers', plasterers' and masons' labourers	113	-	288	Messengers	379	-
	Other skilled workers	50	-	289	Porters and lift attendants	39	-
230-232	Painters and decorators	38	-		Others	113	34
	Other skilled workers in production, repair and maintenance	80	3	291-311	COMMERCE AND FINANCE	129	23
239-290	TRANSPORT AND COMMUNICATION	82	1	308	Insurance agents and canvassers	111	20
321-357	PROFESSIONAL AND TECHNICAL	157	66		Others	18	3
335	Physicians, surgeons and registered medical practitioners	32	-	321-357	PROFESSIONAL AND TECHNICAL	604	84
338	Trained nurses and midwives (except mental nurses)	-	61	333	Judges, district justices and barristers	69	2
352	Articled clerks and pupils and other professional students	93	-	334	Solicitors	56	1
	Others	32	5	335	Physicians, surgeons and registered medical practitioners	21	2
366-385	PERSONAL SERVICE	75	54	337	Veterinary surgeons and practitioners	104	3
377	Caretakers and office keepers	27	3	346	Architects	23	1
379	Charwomen and office cleaners	10	24	347	Civil, structural and municipal engineers and surveyors	125	2
	Others	38	27	354	Librarians and assistants	21	7
386-393	CLERKS, TYPISTS AND DRAUGHTSMEN	47	75		Others	185	66
392	Typists, etc.	-	74	366-385	PERSONAL SERVICE	136	372
	Clerks, etc.	47	1	377	Caretakers and office keepers	32	10
394, 395	WAREHOUSEMEN, STOREKEEPERS AND PACKERS	140	1	379	Charwomen and office cleaners	61	340
	OTHERS	8,058	64		Others	43	22
312	Civil service officials and clerks	343	53	386-393	CLERKS, TYPISTS AND DRAUGHTSMEN	172	891
316	Army - commissioned officers	997	-	392	Typists, etc.	1	797
317	Army - others	6,072	3		Clerks, etc.	171	94
318	Other defence - commissioned officers	58	-	394, 395	WAREHOUSEMEN, STOREKEEPERS AND PACKERS	93	3
319	Other defence - others	332	-	394	Warehousemen and storekeepers	60	1
399	Boiler firemen and stokers, oilers and greasers of engines (not railway) and machinery	41	-	395	Packers, etc.	33	2
401	Unskilled workers	157	-		OTHERS	7,458	4,027
	Others	58	8	312	Civil service officials and clerks	6,927	3,987
195,196	Other Government Departments (n.e.s.)	10,388	5,490	313	Prison warders and wardresses	196	33
001-238	PRODUCTION, REPAIR AND MAINTENANCE	1,190	56	401	Unskilled workers	245	-
001-016	Agricultural occupations:			402	Watchmen	32	-
006-007	Agricultural labourers	181	3		Others	58	7
009	Farm bailiffs and foremen	33	-	197	Local Government (n.e.s.)	6,504	1,773
010	Gardeners and nurserymen	24	1	001-238	PRODUCTION, REPAIR AND MAINTENANCE	1,016	38
	Other agricultural occupations	565	40	001-016	Agricultural occupations:		
214-227	Workers in building and contracting:			006,007	Agricultural labourers	44	-
215	Foremen and overlookers	84	-	010	Gardeners and nurserymen	60	-
225	Builders', bricklayers', plasterers' and masons' labourers	31	-		Other agricultural occupations	119	33
226	Contractors' labourers, road workers, navvies, etc.	131	-	047-079	Workers in metals (other than precious metals) and in engineering trades:		
	Other skilled workers	16	-	067	Fitters and fitter-assemblers	39	-
				070	Motor and motor-cycle mechanics	29	-
				073	Plumbers and gas fitters	29	-
				087	Other skilled workers	78	-
				161	Electricians	40	-
				177	Slaughterhouse workers	74	-
					Carpenters and joiners	121	-

TABLE 7 (contd.) - MALES AND FEMALES AT WORK IN EACH INDUSTRY OR SERVICE, DISTINGUISHING THE PRINCIPAL OCCUPATIONS WITHIN THAT INDUSTRY OR SERVICE

Code no.	Industry and Occupation	Males	Females	Code no.	Industry and Occupation	Males	Females
	<b>Local Government (n.e.s.) (contd.)</b>				<b>Religion (contd.)</b>		
214-227	Workers in building and contracting:			001-016	Agricultural occupations:		
218	Bricklayers	21	-	006,007	Agricultural labourers	182	2
219	Plasterers	25	-	010	Gardeners and nurserymen	212	1
225	Builders', bricklayers', plasterers' and masons' labourers	48	-	177	Other agricultural occupations	40	5
226	Contractors' labourers, road workers, navvies, etc.	126	-		Carpenters and joiners	35	-
	Other skilled workers	52	-		Other skilled workers in production, repair and maintenance	60	58
230-232	Painters and decorators	85	-	239-290	TRANSPORT AND COMMUNICATION	41	7
	Other skilled workers in production, repair and maintenance	26	5	321-357	PROFESSIONAL AND TECHNICAL	8,996	5,903
239-290	TRANSPORT AND COMMUNICATION	442	5	321-327	Professed clergymen and nuns	5,012	4,785
255	Drivers of horse-drawn vehicles for the transport of goods	91	-	328	Christian brothers and other monks	264	-
258	Drivers of self-propelled goods vehicles and tractors	199	-	329	Religious lay brothers and lay sisters	554	199
288	Messengers	47	-	330,331	Theological students (incl. postulants, etc.)	3,075	838
289	Porters and lift attendants	59	-	332	Itinerant preachers (scripture readers, mission workers, salvation army, etc.)	49	38
	Others	46	5		Others	42	43
291-311	COMMERCE AND FINANCE	40	3	366-385	PERSONAL SERVICE	834	908
321-357	PROFESSIONAL AND TECHNICAL	532	233	370,371	Domestic servants	258	554
335	Physicians, surgeons and registered medical practitioners	26	2	373	Hall and hotel porters, door keepers and cinema, etc. commissionaires	20	11
337	Veterinary surgeons and practitioners	30	-	376	Church, chapel and cemetery officials	489	119
346	Architects	33	1	377	Other caretakers and office keepers	43	20
347	Civil, structural and municipal engineers and surveyors	299	2	379	Charwomen and office cleaners	7	102
354	Librarians and assistants	66	173	380	Laundry workers	2	82
	Others	78	55		Others	15	20
366-385	PERSONAL SERVICE	304	216	386-393	CLERKS, TYPISTS AND DRAUGHTSMEN	51	86
373	Hall and hotel porters, door keepers and cinema, etc. commissionaires	21	2	392	Typists, etc.	-	47
376	Church, chapel and cemetery officials	46	2		Clerks, etc.	51	39
377	Other caretakers and office keepers	180	70		OTHERS	247	46
379	Charwomen and office cleaners	9	97	361	Musicians	41	39
	Others	48	45	399	Boiler firemen and stokers, oilers and greasers of engines (not railway) and machinery	26	-
386-393	CLERKS, TYPISTS AND DRAUGHTSMEN	47	562	401	Unskilled workers	156	1
392	Typists, etc.	-	554		Others	24	6
	Clerks, etc.	42	8	199	<b>Law</b>	<b>2,762</b>	<b>1,951</b>
394,395	WAREHOUSEMEN, STOREKEEPERS AND PACKERS	104	-	239-290	TRANSPORT AND COMMUNICATION	23	4
	OTHERS	4,024	716	321-357	PROFESSIONAL AND TECHNICAL	2,023	118
320	Local authority officials and clerks	2,917	710	333	Judges, district justices and barristers	277	10
396	Stationary engine drivers	21	-	334	Solicitors	1,355	62
399	Boiler firemen and stokers, oilers and greasers of engines, (not railway) and machinery	55	-	352	Articled clerks and pupils and other professional students	373	41
401	Unskilled workers	829	-		Others	18	5
402	Watchmen	137	-	366-385	PERSONAL SERVICE	22	59
	Others	65	6	379	Charwomen and office cleaners	-	38
	<b>PROFESSIONS</b>				Others	22	21
198	Religion	10,698	7,016	386-393	CLERKS, TYPISTS AND DRAUGHTSMEN	660	1,763
001-238	PRODUCTION, REPAIR AND MAINTENANCE	529	66	386	Heads or managers of commercial or industrial office departments	20	-
				392	Typists, etc.	8	1,431
					Clerks, etc.	632	332
					OTHERS	34	7

TABLE 7 (contd.) - MALES AND FEMALES AT WORK IN EACH INDUSTRY OR SERVICE, DISTINGUISHING THE PRINCIPAL OCCUPATIONS WITHIN THAT INDUSTRY OR SERVICE

Code no.	Industry and Occupation	Males	Females	Code no.	Industry and Occupation	Males	Females
<b>200</b>	<b>Mental Hospitals (Local Authority)</b>	<b>2,299</b>	<b>1,893</b>		<b>Hospitals and County Homes, not Mental Hospitals (Local Authority) (contd.)</b>		
001-238	PRODUCTION, REPAIR AND MAINTENANCE	308	8	335	Physicians, surgeons and registered medical practitioners	130	26
006,007	Agricultural labourers	68	1	338	Trained nurses and midwives (except mental nurses)	19	2,177
177	Carpenters and joiners	29	-	339	Probationer nurses and nurses in training	2	486
230-232	Painters and decorators	26	-	342	Radiographers and assistants	1	30
	Other skilled workers in production, repair and maintenance	185	7		Others	35	51
321-357	PROFESSIONAL AND TECHNICAL	1,788	1,721	366-385	PERSONAL SERVICE	439	1,968
335	Physicians, surgeons and registered medical practitioners	56	19	370, 371	Domestic servants	25	1,058
338	Trained nurses and midwives (except mental nurses)	16	23	373	Hall and hotel porters, doorkeepers and cinema, etc. commissionaires	52	4
340	Mental nurses and attendants	1,707	1,639	374	Hospitals or ward orderlies and attendants (excl. mental attendants)	351	725
	Others	9	40	380	Laundry workers	-	142
366-385	PERSONAL SERVICE	18	125		Others	11	39
370, 371	Domestic servants	3	98	386-393	CLERKS, TYPISTS AND DRAUGHTSMEN	13	43
	Others	15	27	392	Typists, etc.	1	22
386-393	CLERKS, TYPISTS AND DRAUGHTSMEN	26	22		Clerks, etc.	12	21
394, 395	WAREHOUSEMEN, STOREKEEPERS AND PACKERS	37	-		OTHERS	181	12
	OTHERS	122	17	399	Boiler firemen and stokers, oilers and greasers of engines (not railway) and machinery	74	-
399	Boiler firemen and stokers, oilers and greasers of engines (not railway) and machinery	48	-	401	Unskilled workers	61	1
	Others	74	17		Others	46	11
<b>201</b>	<b>Mental Hospitals (excl. Local Authority)</b>	<b>342</b>	<b>380</b>	<b>203</b>	<b>Hospitals and Homes, not Mental Hospitals (excl. Local Authority)</b>	<b>586</b>	<b>4,987</b>
001-238	PRODUCTION, REPAIR AND MAINTENANCE	57	6	001-238	PRODUCTION, REPAIR AND MAINTENANCE	104	43
321-357	PROFESSIONAL AND TECHNICAL	237	287	001-016	Agricultural occupations:		
321-327	Professed clergymen and nuns	10	70	006,007	Agricultural labourers	22	-
328	Christian brothers and other monks	67	-	010	Gardeners and nurserymen	39	1
329	Religious lay brothers and lay sisters	35	-		Other agricultural occupations	8	1
340	Mental nurses and attendants	107	188		Other skilled workers in production, repair and maintenance	35	41
	Others	18	29	239-290	TRANSPORT AND COMMUNICATION	30	12
366-385	PERSONAL SERVICE	24	83	321-357	PROFESSIONAL AND TECHNICAL	159	3,589
370, 371	Domestic servants	15	75	321-327	Professed clergymen and nuns	2	632
	Others	9	8	335	Physicians, surgeons and registered medical practitioners	122	41
	OTHERS	24	4	338	Trained nurses and midwives (except mental nurses)	8	1,473
<b>202</b>	<b>Hospitals and County Homes, not Mental Hospitals (Local Authority)</b>	<b>1,083</b>	<b>5,260</b>	339	Probationer nurses and nurses in training	2	1,318
001-238	PRODUCTION, REPAIR AND MAINTENANCE	159	45	341	Physiotherapists, masseurs, bone setters, etc.	1	28
001-016	Agricultural occupations:			342	Radiographers and assistants	-	43
006,007	Agricultural labourers	47	1	355	Almoners and other social welfare workers	-	21
010	Gardeners and nurserymen	35	-		Others	24	33
	Other agricultural occupations	14	-	366-385	PERSONAL SERVICE	204	1,212
	Other skilled workers in production, repair and maintenance	63	44	370, 371	Domestic servants	19	1,021
239-290	TRANSPORT AND COMMUNICATION	104	12	373	Hall and hotel porters, doorkeepers and cinema, etc. commissionaires	75	4
257	Drivers of self-propelled passenger vehicles	84	2	374	Hospital or ward orderlies and attendants (excl. mental attendants)	100	102
	Others	20	10	380	Laundry workers	-	55
321-357	PROFESSIONAL AND TECHNICAL	187	3,180		Others	10	30
321-327	Professed clergymen and nuns	-	410				

TABLE 7 (contd.) - MALES AND FEMALES AT WORK IN EACH INDUSTRY OR SERVICE, DISTINGUISHING THE PRINCIPAL OCCUPATIONS WITHIN THAT INDUSTRY OR SERVICE

Code no.	Industry and Occupation	Males	Females	Code no.	Industry and Occupation	Males	Females
	<b>Hospitals and Homes, not Mental Hospitals (excl. Local Authority) (contd.)</b>				<b>Other Medicine and Care of the Sick (excl. Local Authority) (contd.)</b>		
386-393	CLERKS, TYPISTS AND DRAUGHTSMEN	21	124	386-393	CLERKS, TYPISTS AND DRAUGHTSMEN	13	186
392	Typists, etc. Clerks, etc.	2 19	62 62	392	Typists, etc. Clerks, etc.	2 11	147 39
	OTHERS	68	7		OTHERS	19	1
399	Boiler firemen and stokers, oilers and greasers of engines (not railway) and machinery Others	47 21	- 7				
<b>204</b>	<b>Other Medicine and Care of the Sick (Local Authority)</b>	<b>829</b>	<b>1,379</b>	<b>206</b>	<b>Dentistry</b>	<b>889</b>	<b>256</b>
001-238	PRODUCTION, REPAIR AND MAINTENANCE	35	4	001-238	PRODUCTION, REPAIR AND MAINTENANCE	186	5
239-290	TRANSPORT AND COMMUNICATION	41	1	236	Dental mechanics Other skilled workers in production, repair and maintenance	182 4	3 2
321-357	PROFESSIONAL AND TECHNICAL	613	1,222	321-357	PROFESSIONAL AND TECHNICAL	688	75
<b>335</b>	<b>Physicians, surgeons and registered medical practitioners</b>	<b>560</b>	<b>65</b>	336	Dental practitioners	462	23
338	Trained nurses and midwives (except mental nurses) Others	8 45	1,078 79	352	Articled clerks and pupils and other professional students Others	216 10	41 11
366-385	PERSONAL SERVICE	61	105	366-385	PERSONAL SERVICE	6	124
370, 371 374	Domestic servants Hospital or ward orderlies and attendants (excl. mental attendants)	9 23	45 15	386-393	CLERKS, TYPISTS AND DRAUGHTSMEN OTHERS	3 6	51 1
377	Caretakers and office keepers Others	13 16	29 16	<b>207</b>	<b>Veterinary Surgery</b>	<b>583</b>	<b>30</b>
386-393	CLERKS, TYPISTS AND DRAUGHTSMEN OTHERS	- 79	21 26	321-357	PROFESSIONAL AND TECHNICAL	535	10
<b>205</b>	<b>Other Medicine and Care of the Sick (excl. Local Authority)</b>	<b>3,453</b>	<b>4,086</b>	337	Veterinary surgeons and practitioners	324	4
001-238	PRODUCTION, REPAIR AND MAINTENANCE	24	9	352	Articled clerks, and pupils and other professional students Others	203 8	5 1
239-290	TRANSPORT AND COMMUNICATION	21	2		OTHERS	48	20
321-357	PROFESSIONAL AND TECHNICAL	3,324	3,622	<b>208</b>	<b>Education (Central Government)</b>	<b>4,684</b>	<b>10,457</b>
321-327	Professed clergymen and nuns	2	194	001-238	PRODUCTION, REPAIR AND MAINTENANCE	86	14
<b>335</b>	<b>Physicians, surgeons and registered medical practitioners</b>	<b>1,306</b>	<b>295</b>	001-016	Agricultural occupations Other skilled workers in production, repair and maintenance	47 39	3 11
338	Trained nurses and midwives (except mental nurses)	17	2,195	321-357	PROFESSIONAL AND TECHNICAL	4,482	10,124
341	Physiotherapists, masseurs, bone setters, etc.	32	75	321-327	Professed clergymen and nuns	30	2,736
342	Radiographers and assistants	2	40	328	Christian brothers and other monks	611	-
343	Opticians (ophthalmic, consulting and dispensing)	60	20	344	Teachers (not music teachers)	3,697	7,037
352	Articled clerks and pupils and other professional students Others	1,854 51	669 134	352	Articled clerks and pupils and other professional students (except agricultural students) Others	95 49	281 70
366-385	PERSONAL SERVICE	52	266	366-385	PERSONAL SERVICE	69	309
370, 371 372	Domestic servants Barbers, hairdressers, manicurists and chiropodists	4 6	102 23	370, 371 377	Domestic servants Caretakers and office keepers	30 27	218 16
374	Hospital or ward orderlies and attendants (excl. mental attendants) Others	15 27	21 120	379	Charwomen and office cleaners Others	4 8	46 29
					OTHERS	47	10
				<b>209</b>	<b>Education (Local Authority)</b>	<b>1,056</b>	<b>821</b>
				001-238	PRODUCTION, REPAIR AND MAINTENANCE	47	9
				321-357	PROFESSIONAL AND TECHNICAL	772	638
				344	Teachers (not music teachers) Others	728 44	560 78

TABLE 7 (contd.) - MALES AND FEMALES AT WORK IN EACH INDUSTRY OR SERVICE, DISTINGUISHING THE PRINCIPAL OCCUPATIONS WITHIN THAT INDUSTRY OR SERVICE

Code no.	Industry and Occupation	Males	Females	Code no.	Industry and Occupation	Males	Females
	<b>Education (Local Authority) (contd.)</b>				<b>Accountancy, Auditors, etc. (contd.)</b>		
366-385	PERSONAL SERVICE	139	121	352	Articled clerks and pupils and other professional students	339	5
370, 371	Domestic servants	-	35		Others	7	-
377	Caretakers and office keepers	119	14	386-393	CLERKS, TYPISTS AND DRAUGHTSMEN	289	377
379	Charwomen and office cleaners	3	60	392	Typists, etc. Clerks, etc.	-	299
	Others	17	12		OTHERS	13	16
386-393	CLERKS, TYPISTS AND DRAUGHTSMEN	12	38	212	Consultant Engineering, Surveying and Architecture	1,883	264
	OTHERS	86	15	001-238	PRODUCTION, REPAIR AND MAINTENANCE	44	-
210	<b>Education (excl. Government or Local Authority)</b>	<b>3,621</b>	<b>5,169</b>	321-357	PROFESSIONAL AND TECHNICAL	1,689	59
001-238	PRODUCTION, REPAIR AND MAINTENANCE	322	21	346	Architects	315	18
001-016	<b>Agricultural occupations:</b>			347	Civil, structural and municipal engineers and surveyors	326	3
006, 007	Agricultural labourers	83	-	348	Mechanical and electrical engineers (incl. chemical, gas and mining engineers)	48	-
010	Gardeners and nurserymen	76	-	352	Articled clerks and pupils and other professional students	979	33
	Other agricultural occupations	74	3		Others	21	5
177	Carpenters and joiners	28	-	386-393	CLERKS, TYPISTS AND DRAUGHTSMEN	129	194
	Other skilled workers in production, repair and maintenance	61	18	392	Typists, etc. Clerks, etc.	-	168
					OTHERS	129	26
239-290	TRANSPORT AND COMMUNICATION	46	3	213	<b>Trade Associations, Chambers of Commerce, Labour Organisations, etc.</b>	<b>501</b>	<b>327</b>
321-357	PROFESSIONAL AND TECHNICAL	2,805	4,185	001-238	PRODUCTION, REPAIR AND MAINTENANCE	35	5
321-327	Professed clergymen and nuns	664	2,139	001-016	Agricultural occupations	31	3
328	Christian brothers and other monks	659	-		Other skilled workers in production, repair and maintenance	4	2
329	Religious lay brothers and lay sisters	36	39	321-357	PROFESSIONAL AND TECHNICAL	224	26
330, 331	Theological students (incl. postulants etc.)	55	44	356	Officials of political, industrial and trade associations	189	14
338	Trained nurses and midwives (except mental nurses)	1	60		Others	35	12
344	Teachers (not music teachers)	1,131	1,398	366-385	PERSONAL SERVICE	33	24
345	Teachers of music	61	417	377	Caretakers and office keepers	23	7
352	Articled clerks and pupils and other professional students (except agricultural students)	44	39		Others	10	17
	Librarians and assistants (not booksellers)	21	23	386-393	CLERKS, TYPISTS AND DRAUGHTSMEN	159	270
	Others	133	26	392	Typists, etc. Clerks, etc.	2	199
366-385	PERSONAL SERVICE	247	828		OTHERS	157	71
370	Domestic servants, living in	111	549	214	<b>Other Professional Services</b>	<b>705</b>	<b>516</b>
371	Domestic servants, living out	29	91	001-238	PRODUCTION, REPAIR AND MAINTENANCE	20	3
373	Hall and hotel porters, door keepers and cinema, etc. commissionaires	44	2	291-311	COMMERCE AND FINANCE	29	21
377	Caretakers and office keepers	31	7	321-357	PROFESSIONAL AND TECHNICAL	602	368
379	Charwomen and office cleaners	5	80	352	Articled clerks, and pupils and other professional students	214	159
380	Laundry workers	-	27	353	Authors, editors and journalists	142	50
	Others	27	72		Others	246	159
386-393	CLERKS, TYPISTS AND DRAUGHTSMEN	36	116				
	Typists, etc. Clerks, etc.	-	73				
392		36	43				
	OTHERS	165	16				
401	Unskilled workers	111	1				
	Others	54	15				
211	<b>Accountancy, Auditors, etc.</b>	<b>1,425</b>	<b>419</b>				
321-357	PROFESSIONAL AND TECHNICAL	1,123	26				
349	Accountants	777	21				

TABLE 7 (contd.) - MALES AND FEMALES AT WORK IN EACH INDUSTRY OR SERVICE, DISTINGUISHING THE PRINCIPAL OCCUPATIONS WITHIN THAT INDUSTRY OR SERVICE

Code no.	Industry and Occupation	Males	Females	Code no.	Industry and Occupation	Males	Females
	<b>Other Professional Services (contd.)</b>				<b>Hotels and Restaurants Attached to Hotels (contd.)</b>		
386-393	CLERKS, TYPISTS AND DRAUGHTSMEN	22	109	239-290	TRANSPORT AND COMMUNICATION	78	28
392	Typists, etc. Clerks, etc.	- 22	76 33	257	Drivers of self-propelled passenger vehicles	38	2
	OTHERS	32	15	287	Telephone operators Others	1 39	24 2
	<b>PERSONAL SERVICE</b>			291-311	COMMERCE AND FINANCE	205	377
215	<b>Private Domestic Service</b>	<b>5,618</b>	<b>47,639</b>	298	Salesmen and shop assistants	21	30
001-238	PRODUCTION, REPAIR AND MAINTENANCE	3,599	29	299	Barmen and barmaids Others	168 16	338 9
001-016	Agricultural occupations:			366-385	PERSONAL SERVICE	2,480	4,488
010	Gardeners and nurserymen	3,321	17	366	Proprietors and managers of hotels	617	862
011	Gardeners' labourers Other agricultural occupations	197 65	- 1	367	Proprietors and managers of restaurants	14	31
	Other skilled workers in production, repair and maintenance	16	11	369	Waiters, waitresses and stillroom hands	503	1,298
239-290	TRANSPORT AND COMMUNICATION	820	17	370	Domestic servants, living in	211	1,442
257	Drivers of self-propelled passenger vehicles	675	13	371	Domestic servants, living out	261	486
261	Grooms and horsekeepers Others	121 24	3 1	373	Hall and hotel porters, door keepers, commissionaires, etc.	749	3
366-385	PERSONAL SERVICE	1,019	47,548	379	Charwomen and office cleaners	4	22
369	Waiters, waitresses and stillroom hands	6	25	380	Laundry workers Others	1 120	56 288
370	Domestic servants, living in	658	31,786	386-393	CLERKS, TYPISTS AND DRAUGHTSMEN	42	261
371	Domestic servants, living out	235	15,263	392	Typists, etc. Clerks, etc.	- 42	35 226
377	Caretakers and office keepers	35	21	394,395	WAREHOUSEMEN, STOREKEEPERS AND PACKERS	35	18
378	Gamekeepers and game watchers	22	-		OTHERS	219	13
379	Charwomen and office cleaners Others	4 59	143 310	399	Boiler firemen and stokers, oilers and greasers of engines (not railway) and machinery	29	-
386-393	CLERKS, TYPISTS AND DRAUGHTSMEN	14	35	401	Unskilled workers Others	161 29	2 11
	OTHERS	166	10	218	<b>Other Restaurants, Cafes and Other Eating Places</b>	<b>1,523</b>	<b>4,126</b>
401	Unskilled workers Others	149 17	1 9	001-238	PRODUCTION, REPAIR AND MAINTENANCE	24	64
216	<b>Lodging and Boarding Houses</b>	<b>467</b>	<b>3,368</b>	155	Bakers, pastry cooks and biscuit makers	10	57
321-357	PROFESSIONAL AND TECHNICAL	3	29		Other skilled workers in production, repair and maintenance	14	7
321-327	Professed clergymen and nuns Others	- 3	28 1	239-290	TRANSPORT AND COMMUNICATION	45	5
366-385	PERSONAL SERVICE	437	3,322	288	Messengers Others	28 17	1 4
368	Lodging and boarding-house keepers	325	2,667	291-311	COMMERCE AND FINANCE	141	267
369	Waiters, waitresses and stillroom hands	11	84	291	Proprietors, managing directors and managers in trading and in wholesale or retail businesses	25	16
370	Domestic servants, living in	43	428	298	Salesmen and shop assistants	79	212
371	Domestic servants, living out Others	6 52	73 70	299	Barmen and barmaids Others	33 4	38 1
217	<b>Hotels and Restaurants Attached to Hotels</b>	<b>3,242</b>	<b>5,211</b>	366-385	PERSONAL SERVICE	1,239	3,581
001-238	PRODUCTION, REPAIR AND MAINTENANCE	183	26	367	Proprietors and managers of restaurants	344	448
010	Gardeners and nurserymen	79	-	369	Waiters, waitresses and stillroom hands	363	2,062
177	Carpenters and joiners Other skilled workers in production, repair and maintenance	33 71	- 26	370	Domestic servants, living in	64	142
				371	Domestic servants, living out	270	804

TABLE 7 (contd.) - MALES AND FEMALES AT WORK IN EACH INDUSTRY OR SERVICE, DISTINGUISHING THE PRINCIPAL OCCUPATIONS WITHIN THAT INDUSTRY OR SERVICE

Code no.	Industry and Occupation	Males	Females	Code no.	Industry and Occupation	Males	Females
	<b>Other Restaurants, Cafes and Other Eating Places (contd.)</b>				<b>Laundries, Dry-cleaning and Dyeing (contd.)</b>		
373	Hall and hotel porters, doorkeepers and cinema, etc. commissionaires	126	1	321-357	PROFESSIONAL AND TECHNICAL	8	161
379	Charwomen and office cleaners	5	35	321-327	Professed clergymen and nuns	-	139
	Others	67	89	329	Religious lay brothers and lay sisters	-	21
386-393	CLERKS, TYPISTS AND DRAUGHTSMEN	21	198		Others	8	1
392	Typists, etc.	-	22	366-385	PERSONAL SERVICE	318	3,122
	Clerks, etc.	21	176	380	Laundry workers	163	2,855
394,395	WAREHOUSEMEN, STOREKEEPERS AND PACKERS	21	5	381	Dry cleaners and carpet cleaners	144	168
	OTHERS	32	6		Others	11	99
219	<b>Clubs</b>	<b>432</b>	<b>250</b>	386-393	CLERKS, TYPISTS AND DRAUGHTSMEN	32	375
291-311	COMMERCE AND FINANCE	28	21	392	Typists, etc.	-	78
299	Barmen and barmaids	24	18		Clerks, etc.	32	297
	Others	4	3	394,395	WAREHOUSEMEN, STOREKEEPERS AND PACKERS	5	110
366-385	PERSONAL SERVICE	282	183		OTHERS	116	10
369	Waiters, waitresses and stillroom hands	26	49	399	Boiler firemen and stokers, oilers and greasers of engines (not railway) and machinery	63	-
370,371	Domestic servants	21	74		Unskilled workers	43	7
373	Hall and hotel porters, doorkeepers and cinema, etc. commissionaires	48	-	401	Others	10	3
377	Caretakers and office keepers	103	10	221	<b>Hairdressing and Beauty Shops</b>	<b>1,653</b>	<b>2,398</b>
	Others	84	50	366-385	PERSONAL SERVICE	1,673	2,361
386-393	CLERKS, TYPISTS AND DRAUGHTSMEN	21	41	372	Barbers, hairdressers, manicurists and chiropodists	1,613	2,305
392	Typists, etc.	-	22		Others	10	56
	Clerks, etc.	21	19	386-393	CLERKS, TYPISTS AND DRAUGHTSMEN	2	23
	OTHERS	101	5		OTHERS	28	14
401	Unskilled workers	24	-	222	<b>Undertaking</b>	<b>564</b>	<b>50</b>
	Others	77	5	001-238	PRODUCTION, REPAIR AND MAINTENANCE	144	8
220	<b>Laundries, Dry-cleaning and Dyeing</b>	<b>1,157</b>	<b>4,211</b>	177	Carpenters and joiners	108	-
001-238	PRODUCTION, REPAIR AND MAINTENANCE	156	184		Other skilled workers in production, repair and maintenance	36	8
094-110	Textile workers:			239-290	TRANSPORT AND COMMUNICATION	168	-
107	Dye-house workers	28	12	257	Drivers of self-propelled passenger vehicles	125	-
106,108,109	Other skilled workers in bleaching, dyeing and finishing	16	26		Others	43	-
	Other skilled workers	11	6	366-385	PERSONAL SERVICE	189	20
129-151	Makers of textile goods and articles (not boots or shoes):			384	Funeral directors, undertakers and assistants	187	17
136	Machinists	3	25		Others	2	3
137	Pressers	27	41	386-393	CLERKS, TYPISTS AND DRAUGHTSMEN	21	18
	Other skilled workers	10	73		OTHERS	42	4
	Other skilled workers in production, repair and maintenance	61	1	223	<b>Charitable Services and Welfare Organisations</b>	<b>332</b>	<b>803</b>
239-290	TRANSPORT AND COMMUNICATION	417	7	001-238	PRODUCTION, REPAIR AND MAINTENANCE	66	20
258	Drivers of self-propelled goods vehicles and tractors	164	1	321-357	PROFESSIONAL AND TECHNICAL	56	475
259	Lorry drivers' helpers and mates	146	-	321-327	Professed clergymen and nuns	3	378
288	Messengers	93	2	338	Trained nurses and midwives (except mental nurses)	-	31
	Others	14	4	355	Almoners and other social welfare workers	38	56
291-311	COMMERCE AND FINANCE	105	242		Others	15	10
291	Proprietors, managing directors and managers in trading and in wholesale or retail businesses	23	24				
298	Salesmen and shop assistants	7	210				
300	Roundsmen and van salesmen	67	-				
	Others	8	8				

TABLE 7 (contd.) - MALES AND FEMALES AT WORK IN EACH INDUSTRY OR SERVICE, DISTINGUISHING THE PRINCIPAL OCCUPATIONS WITHIN THAT INDUSTRY OR SERVICE

Code no.	Industry and Occupation	Males	Females	Code no.	Industry and Occupation	Males	Females
	<b>Charitable Services and Welfare Organisations (contd.)</b>				<b>Cinemas and Film Producing, etc. (contd.)</b>		
366-385	PERSONAL SERVICE	94	194	386-393	CLERKS, TYPISTS AND DRAUGHTSMEN	68	367
370, 371	Domestic servants	26	127	392	Typists, etc.	-	116
377	Caretakers and office keepers	37	11		Clerks, etc.	68	251
	Others	31	56		OTHERS	918	111
386-393	CLERKS, TYPISTS AND DRAUGHTSMEN	55	111	358	Proprietors and managers and lessees of theatres, etc. and proprietors of other entertainment and sport	236	36
387	Secretaries and registrars of companies, institutions and charities	21	26	362	Cinematograph operators	524	3
392	Typists, etc.	-	59	401	Unskilled workers	35	-
	Clerks, etc.	34	26		Others	123	72
	OTHERS	61	3	227	<b>Broadcasting, Theatres and Related Services</b>	<b>913</b>	<b>445</b>
224	<b>Portrait and Commercial Photographic Studios</b>	<b>315</b>	<b>201</b>	001-238	PRODUCTION, REPAIR AND MAINTENANCE	41	4
291-311	COMMERCE AND FINANCE	14	24	291-311	COMMERCE AND FINANCE	16	21
366-385	PERSONAL SERVICE	280	138	321-357	PROFESSIONAL AND TECHNICAL	24	9
375	Photographers (not printing trade)	279	126	366-385	PERSONAL SERVICE	60	78
	Others	1	12	379	Charwomen and office cleaners	6	27
386-393	CLERKS, TYPISTS AND DRAUGHTSMEN	9	27		Others	54	51
	OTHERS	12	12	386-393	CLERKS, TYPISTS AND DRAUGHTSMEN	7	44
225	<b>Other Personal Service</b>	<b>806</b>	<b>145</b>		OTHERS	765	289
001-238	PRODUCTION, REPAIR AND MAINTENANCE	51	7	358	Proprietors and managers and lessees of theatres, etc. and proprietors of other entertainment and sport	62	11
239-290	TRANSPORT AND COMMUNICATION	37	-	360	Actors, actresses, variety artists and entertainers	211	185
288	Messengers	21	-	361	Musicians	323	71
	Others	16	-		Others	169	22
291-311	COMMERCE AND FINANCE	24	5	228	<b>Sweepstakes, Lotteries, etc.</b>	<b>165</b>	<b>1,488</b>
366-385	PERSONAL SERVICE	552	67	001-238	PRODUCTION, REPAIR AND MAINTENANCE	36	-
377	Caretakers and office keepers	37	-	239-290	TRANSPORT AND COMMUNICATION	20	3
382	Window cleaners	216	-	366-385	PERSONAL SERVICE	16	22
383	Chimney sweeps	224	-	386-393	CLERKS, TYPISTS AND DRAUGHTSMEN	45	1,445
	Others	75	67	388	Costing, estimating and accounting clerks (incl. book-keepers), except bank clerks	8	266
386-393	CLERKS, TYPISTS AND DRAUGHTSMEN	14	46	392	Typists, etc.	-	115
	OTHERS	128	20		Other clerks, etc.	37	1,064
401	Unskilled workers	97	-		OTHERS	48	18
	Others	31	20	229	<b>Betting Establishments, etc.</b>	<b>1,067</b>	<b>694</b>
	<b>ENTERTAINMENT AND SPORT</b>			386-393	CLERKS, TYPISTS AND DRAUGHTSMEN	50	96
226	<b>Cinemas and Film Producing, etc.</b>	<b>1,565</b>	<b>1,142</b>	392	Typists, etc.	-	30
001-238	PRODUCTION, REPAIR AND MAINTENANCE	67	14		Clerks, etc.	50	66
239-290	TRANSPORT AND COMMUNICATION	25	7		OTHERS	1,017	598
291-311	COMMERCE AND FINANCE	56	55	364	Bookmakers (betting men, bookmakers' and totalisator clerks, turf commission agents, etc.)	938	572
298	Salesmen and shop assistants	7	33		Others	79	26
	Others	49	22	230	<b>Other Entertainment and Sport</b>	<b>2,978</b>	<b>381</b>
366-385	PERSONAL SERVICE	431	588	001-238	PRODUCTION, REPAIR AND MAINTENANCE	130	1
373	Hall and hotel porters, door keepers and cinema, etc. commissionaires	122	40				
377	Caretakers and office keepers	22	1				
379	Charwomen and office cleaners	29	147				
	Others	258	400				

TABLE 7 (contd.) - MALES AND FEMALES AT WORK IN EACH INDUSTRY OR SERVICE, DISTINGUISHING THE PRINCIPAL OCCUPATIONS WITHIN THAT INDUSTRY OR SERVICE

Code no.	Industry and Occupation	Males	Females	Code no.	Industry and Occupation	Males	Females
	<b>Other Entertainment and Sport (contd.)</b>			<b>232</b>	<b>Persons Engaged in Industries Outside the State</b>	<b>3,543</b>	<b>2,264</b>
239-290	TRANSPORT AND COMMUNICATION	102	6	001-238	PRODUCTION, REPAIR AND MAINTENANCE	820	331
258	Drivers of self-propelled goods vehicles and tractors	23	-	239-290	TRANSPORT AND COMMUNICATION	1,156	47
261	Grooms and horsekeepers	50	3	291-311	COMMERCE AND FINANCE	223	116
	Others	29	3	321-357	PROFESSIONAL AND TECHNICAL	428	1,247
321-357	PROFESSIONAL AND TECHNICAL	10	27	366-385	PERSONAL SERVICE	46	252
366-385	PERSONAL SERVICE	120	87	386-393	CLERKS, TYPISTS AND DRAUGHTSMEN	105	148
369	Waiters, waitresses and stillroom hands	3	28	394, 395	WAREHOUSEMEN, STOREKEEPERS AND PACKERS	27	10
377	Caretakers and office keepers	61	-		OTHERS	738	113
	Others	56	59				
386-393	CLERKS, TYPISTS AND DRAUGHTSMEN	93	79	<b>233</b>	<b>Other Industries or Industry not stated</b>	<b>2,139</b>	<b>776</b>
392	Typists, etc.	2	46	001-238	PRODUCTION, REPAIR AND MAINTENANCE	187	96
	Clerks, etc.	91	33	239-290	TRANSPORT AND COMMUNICATION	181	9
	OTHERS	2,523	181	291-311	COMMERCE AND FINANCE	442	142
358	Proprietors and managers and lessees of theatres, etc. and proprietors of other entertainment and sport	144	19	321-357	PROFESSIONAL AND TECHNICAL	33	31
359	Showmen, fair and round-about workers	101	11	366-385	PERSONAL SERVICE	16	21
360	Actors, actresses, variety artists and entertainers	51	24	386-393	CLERKS, TYPISTS AND DRAUGHTSMEN	57	206
361	Musicians	215	31	394, 395	WAREHOUSEMEN, STOREKEEPERS AND PACKERS	26	7
363	Racehorse and greyhound trainers, jockey, stable lads and kennel attendants	1,215	14		OTHERS	1,197	264
401	Unskilled workers	204	-				
	Others	593	82				
	<b>OTHER INDUSTRIES OR INDUSTRY NOT STATED</b>						
<b>231</b>	<b>Service of Foreign Government</b>	<b>356</b>	<b>184</b>				
239-290	TRANSPORT AND COMMUNICATION	32	1				
321-357	PROFESSIONAL AND TECHNICAL	17	31				
366-385	PERSONAL SERVICE	15	22				
386-393	CLERKS, TYPISTS AND DRAUGHTSMEN	24	84				
	OTHERS	268	46				




TABLE 8 - NUMBER OF PERSONS AT WORK, CLASSIFIED ACCORDING TO INDUSTRIES, SHOWING THE OCCUPATIONAL DISTRIBUTION PER 1,000 ENGAGED IN THE INDUSTRY

Code Number	Industry	Total persons in each industry	OCCUPATIONAL DISTRIBUTION								
			Production, repair and maintenance	Transport and communication	Commerce and finance	Professional and technical	Personal service	Clerks, typists and draughtsmen	Warehousemen, storekeepers and packers	Others	
PER 1,000 OF THE TOTAL IN EACH INDUSTRY											
001-005	<b>AGRICULTURE</b>	<b>493,136</b>	<b>998</b>	<b>1</b>	<b>0</b>	<b>0</b>	<b>0</b>	<b>0</b>	<b>0</b>	<b>0</b>	<b>1</b>
006	Farming and stock-rearing on all sizes of farm	485,809	999	1	0	0	0	0	0	0	0
007	Under 30 acres	181,920	1,000	0	-	-	-	-	-	-	0
008,009	30 and under 50 acres	106,388	1,000	0	0	0	0	0	0	0	0
010	50 " 100 "	107,072	1,000	0	0	0	0	0	0	0	0
011-015	100 acres and over	84,173	995	2	0	0	0	2	3	0	1
	Area undefined	6,256	980	4	2	2	3	2	7	1	9
	Other agricultural industries	7,327	954	8	3	3	2	2	7	1	22
016,017	<b>FISHING</b>	<b>2,899</b>	<b>912</b>	<b>20</b>	<b>7</b>	<b>0</b>	<b>0</b>	<b>32</b>	<b>13</b>	<b>1</b>	<b>15</b>
018	<b>MINING, QUARRYING AND TURF PRODUCTION</b>	<b>9,927</b>	<b>864</b>	<b>37</b>	<b>3</b>	<b>10</b>	<b>9</b>	<b>32</b>	<b>32</b>	<b>4</b>	<b>41</b>
019	Coal mining	1,577	912	22	3	2	3	31	31	2	25
021	Stone quarrying	546	747	115	2	2	2	24	24	-	108
020,022,023	Clay, sand and gravel pits	990	683	192	6	1	1	19	19	2	96
024-026	Other mining and quarrying	746	759	37	5	27	7	40	40	8	117
	Turf development and production	6,068	905	8	2	12	14	34	34	5	20
027	<b>MANUFACTURE OF FOOD</b>	<b>34,793</b>	<b>460</b>	<b>69</b>	<b>72</b>	<b>7</b>	<b>6</b>	<b>89</b>	<b>89</b>	<b>130</b>	<b>167</b>
028	Grain milling	5,142	308	91	33	10	3	116	116	91	348
029	Flour milling	3,604	295	78	26	12	4	120	120	101	364
030	Other grain milling	1,538	340	122	47	4	2	107	107	67	311
031	Bread and flour confectionery (incl. other cereal foods)	9,301	576	71	176	2	6	68	68	45	56
032	Biscuits	2,379	399	42	12	5	15	76	76	328	123
033	Sugar	1,699	270	95	6	33	3	133	133	13	123
034	Sweets, chocolates, sugar confectionery and cocoa	4,234	484	21	34	4	8	72	72	287	447
035	Jam and jelly making and preserving of fruits and vegetables	2,503	331	40	28	12	6	100	100	349	90
036,037	Bacon curing and manufacturing of sausages and pig meat products	2,924	528	52	81	8	4	135	135	46	134
038	Canning and preserving of meat and manufacture of meat products (excl. pig meat)	795	416	39	31	9	4	86	86	171	146
	Creameries and other milk derivative industries	4,736	539	118	27	7	2	61	61	47	244
	Other food making and preparing industries	1,080	323	67	59	9	8	131	131	250	199
039	<b>BEVERAGE INDUSTRIES</b>	<b>9,245</b>	<b>256</b>	<b>106</b>	<b>40</b>	<b>11</b>	<b>12</b>	<b>122</b>	<b>122</b>	<b>76</b>	<b>377</b>
040	Malting	923	334	65	6	8	6	66	66	56	459
041	Brewing	5,047	267	89	19	15	18	139	139	27	426
	Distilling, rectifying and blending of potable spirits	983	226	54	32	8	12	128	128	129	411

042	Soft drinks	1,884	219	184	114	3	3	108	149	220
043	Manufacture of other beverages and bottling of beer, wine and spirits, etc.	408	174	179	56	7	5	98	255	226
044	<b>TOBACCO INDUSTRY</b>	<b>2,721</b>	<b>657</b>	<b>18</b>	<b>43</b>	<b>6</b>	<b>8</b>	<b>168</b>	<b>42</b>	<b>58</b>
045	<b>MANUFACTURE OF TEXTILES</b>	<b>16,129</b>	<b>824</b>	<b>10</b>	<b>14</b>	<b>4</b>	<b>3</b>	<b>48</b>	<b>28</b>	<b>69</b>
046	Flax scutch mills	327	905	12	25	-	-	3	3	52
047	Linen, cotton and poplin-spinning, weaving and finishing	2,797	791	8	10	2	3	51	41	94
048	Woolen and worsted - spinning, weaving and finishing	4,908	828	9	13	6	2	47	22	73
049-051,055	Carpets and floor rugs	264	792	8	45	-	11	34	11	99
052	Cordage, rope, twine, net and other related goods	432	694	16	18	7	5	74	56	130
053	Jute and hemp-spinning and weaving	1,045	831	7	8	4	1	30	19	100
054	Hosiery and knitted goods	5,356	865	11	14	2	3	46	30	29
	Other textile manufactures (excl. apparel and made-up goods)	1,000	714	19	27	-	6	77	28	129
057	<b>MANUFACTURE OF TEXTILE MADE-UP GOODS (excl. clothing)</b>	<b>2,047</b>	<b>784</b>	<b>27</b>	<b>29</b>	<b>1</b>	<b>4</b>	<b>49</b>	<b>29</b>	<b>77</b>
056,058	Jute and hemp made-up goods	611	737	21	13	-	2	54	39	134
059	Made-up goods from other materials	350	732	17	63	-	12	51	51	74
060	Upholstering	517	892	25	27	-	4	17	12	23
	Bedding and mattress manufacture (not wire)	569	770	42	26	2	2	70	21	67
061	<b>MANUFACTURE OF CLOTHING (incl. boots and shoes)</b>	<b>35,617</b>	<b>918</b>	<b>9</b>	<b>13</b>	<b>1</b>	<b>2</b>	<b>31</b>	<b>12</b>	<b>14</b>
062	Men's and boys' ready-made outer clothing	5,785	877	18	17	0	3	57	11	17
063	Women's and girls' ready-made outer clothing	5,468	918	10	19	1	3	35	7	7
064	Handicraft-tailoring, dressmaking and millinery	9,764	980	5	7	0	1	5	1	1
065	Women's and girls' ready-made underclothing	1,098	872	8	13	1	4	55	31	16
066	Shirts and collars	2,235	920	2	14	1	5	23	12	23
067	Handkerchiefs, scarves and ties	327	829	12	31	-	3	70	31	24
	Boots and shoes (not rubber) - hand manufacture (incl. the repair of footwear)	3,104	976	6	9	-	1	2	2	4
068	Boots and shoes (not rubber) - factory manufacture	6,790	863	7	11	2	2	47	34	34
069	Hat and cap manufacture (excl. handicraft millinery)	491	835	29	16	2	4	65	22	27
070	Other clothing manufacture	555	820	16	45	-	2	56	29	32
072	<b>PREPARATION OF SKINS AND LEATHER AND MANUFACTURE OF LEATHER GOODS (excl. boots and shoes)</b>	<b>3,127</b>	<b>783</b>	<b>20</b>	<b>19</b>	<b>3</b>	<b>2</b>	<b>37</b>	<b>12</b>	<b>124</b>
071,073	Tanning and dressing of leather	1,293	649	23	12	8	1	46	17	244
	Other preparations and manufacture of leather and leather substitute products (excl. footwear and other wearing apparel)	1,834	878	18	23	-	2	30	9	40
074	<b>MANUFACTURES OF WOOD AND CORK (excl. furniture)</b>	<b>9,642</b>	<b>844</b>	<b>20</b>	<b>7</b>	<b>1</b>	<b>1</b>	<b>14</b>	<b>4</b>	<b>109</b>
075	Sawmills and joinery works	2,451	545	58	17	1	2	37	2	338
076-079	General and jobbing carpentry	6,052	986	1	1	-	0	1	0	11
	Other wood manufactures	1,139	735	45	18	2	3	40	26	131
080,081	<b>MANUFACTURE OF FURNITURE AND FIXTURES</b>	<b>3,908</b>	<b>845</b>	<b>27</b>	<b>18</b>	<b>1</b>	<b>2</b>	<b>43</b>	<b>11</b>	<b>53</b>

TABLE 8 (contd.) - NUMBER OF PERSONS AT WORK, CLASSIFIED ACCORDING TO INDUSTRIES, SHOWING THE OCCUPATIONAL DISTRIBUTION PER 1,000 ENGAGED IN THE INDUSTRY

Code Number	Industry	Total persons in each industry	OCCUPATIONAL DISTRIBUTION							Others
			Production, repair and maintenance	Transport and communication	Commerce and finance	Professional and technical	Personal service	Clerks, typists and draughtsmen	Warehousemen, storekeepers and packers	
PER 1,000 OF THE TOTAL IN EACH INDUSTRY										
	<b>MANUFACTURE OF PAPER AND PAPER PRODUCTS</b>	<b>3,257</b>	<b>607</b>	<b>26</b>	<b>23</b>	<b>7</b>	<b>3</b>	<b>75</b>	<b>69</b>	<b>190</b>
082	Paper and paperboard	1,434	430	29	18	10	4	82	89	338
083	Cardboard boxes	1,163	826	26	13	1	4	42	40	48
084	Stationery, paper bags and other paper and paperboard products	660	605	20	51	9	1	118	79	117
	<b>PRINTING, PUBLISHING AND ALLIED INDUSTRIES</b>	<b>9,860</b>	<b>604</b>	<b>41</b>	<b>36</b>	<b>65</b>	<b>8</b>	<b>154</b>	<b>41</b>	<b>51</b>
085	Production of newspapers and periodicals	3,450	451	56	38	170	15	221	18	31
086,087	Other printing and bookbinding	6,410	687	33	35	8	4	118	53	62
088	<b>MANUFACTURE OF RUBBER PRODUCTS</b>	<b>1,784</b>	<b>617</b>	<b>15</b>	<b>25</b>	<b>14</b>	<b>12</b>	<b>138</b>	<b>45</b>	<b>134</b>
	<b>MANUFACTURE OF CHEMICALS AND CHEMICAL PRODUCTS</b>	<b>5,652</b>	<b>231</b>	<b>44</b>	<b>51</b>	<b>33</b>	<b>10</b>	<b>163</b>	<b>169</b>	<b>299</b>
089	Fertilisers	1,214	187	45	11	26	4	94	24	609
090	Drugs, medicines and pharmaceutical preparations	878	138	62	95	69	9	248	289	90
091	Paints, distempers and varnishes	635	348	60	55	17	9	167	161	183
092	Soap, candles and glycerine	999	204	20	73	24	17	234	230	198
093	Other chemicals and chemical products	1,926	276	44	44	31	9	130	175	291
	<b>MANUFACTURE OF BRICKS, POTTERY, STONE AND GLASS, ETC.</b>	<b>6,197</b>	<b>570</b>	<b>48</b>	<b>10</b>	<b>12</b>	<b>3</b>	<b>54</b>	<b>26</b>	<b>277</b>
094	Structural clay products (bricks, tiles, pipes and fireclay goods, etc.)	735	488	48	7	3	1	48	9	396
095	Glass and glassware, glass bottles and jars	1,275	516	47	16	9	5	75	39	293
096	Pottery, china and earthenware	847	734	21	11	2	4	38	57	133
097	Cement	860	320	62	6	43	2	81	37	449
098	Concrete products (bricks, blocks, tiles, slabs and pipes, etc.)	649	488	86	11	11	5	49	9	341
099	Plaster, lime and artificial stone	616	513	104	19	21	2	49	15	277
100	Stone and slate cutting and dressing	845	949	7	2	-	-	11	-	31
101	Other non-metalliferous mining manufactures	370	489	19	8	8	3	92	22	359
	<b>MANUFACTURE OF METAL PRODUCTS (excl. Machinery and Transport Equipment)</b>	<b>11,074</b>	<b>800</b>	<b>15</b>	<b>10</b>	<b>5</b>	<b>1</b>	<b>46</b>	<b>18</b>	<b>105</b>
102	Metal founding	2,948	725	25	11	6	2	74	12	145
103	Shoe forging and smith shops	3,576	932	1	1	-	0	1	-	65
104	Constructional engineering	742	633	34	14	28	3	90	16	182
105	Cutlery	373	625	8	19	-	-	64	123	161
106-111	Other metal products	3,435	781	18	18	4	2	59	30	88

112	<b>MANUFACTURE OF MACHINERY (excl. electrical Machinery and Transport Equipment)</b>	Agricultural machinery and implements	2,577	652	26	67	14	4	130	28	79
113		General engineering and manufacture of other machinery (incl. machine and equipment parts)	733	707	27	43	3	7	97	41	75
			1,844	630	26	77	19	3	143	22	80
114	<b>MANUFACTURE OF ELECTRICAL MACHINERY, APPARATUS, APPLIANCES AND SUPPLIES</b>	Electric lamps and valves, wires, cables and batteries, etc.	3,096	591	27	41	12	6	129	63	131
115		All other types of electrical machinery, appliances and communication equipment (incl. radio and household equipment, etc.)	1,247	532	30	25	14	5	113	86	195
116	<b>MANUFACTURE OF TRANSPORT EQUIPMENT</b>	Ship and boat building and repairing and marine engineering	20,005	684	77	30	2	1	80	28	98
117		Building, re-building and repairing of railway locomotives and rolling stock	842	669	45	2	13	-	82	12	177
118		Manufacture, assembly and repair of omnibuses	3,950	757	7	-	3	0	11	11	211
119		Building, body-building and assembling of other self-propelled road vehicles	863	848	10	-	4	1	10	14	113
120		Repair of self-propelled road vehicles and cycles (incl. motor garages)	3,567	695	21	26	5	4	121	50	78
121		Manufacture, assembly and repair of pedal cycles and accessories	9,470	630	143	47	1	1	96	26	56
122		Manufacture and repair of horse-drawn and hand-drawn vehicles (incl. perambulators)	661	696	32	33	-	8	150	51	30
123		Manufacture of transport equipment, parts and accessories (n.e.s.)	453	803	29	31	2	-	51	33	51
			199	633	25	86	-	-	80	65	111
			3,463	694	25	44	8	5	75	34	115
124	<b>MISCELLANEOUS MANUFACTURING INDUSTRIES</b>	Manufacture of scientific and measuring instruments (excl. electrical instruments)	398	673	45	83	13	-	123	35	28
125		Manufacture and repair of watches and clocks	374	965	31	11	-	5	16	-	3
126		Brush making	609	769	24	39	-	5	67	41	48
127		Other manufacturing industries	2,082	627	24	45	10	7	78	37	172
			85,018	913	24	2	8	1	18	2	32
128	<b>CONSTRUCTION</b>	Local authority construction, building and road repair, etc.	32,955	932	23	0	10	1	3	1	30
129		House painting, decorating and glazing, etc.	4,119	947	8	5	0	1	14	2	23
130		Plumbing and domestic heating	2,016	919	10	5	1	1	41	3	20
131		Electrical installation, wiring and contracting	2,303	876	13	12	6	-	63	7	23
132,133		General building and contracting (excl. local authority)	43,625	898	27	2	8	2	26	2	35
			10,122	358	50	14	28	21	126	13	390
134	<b>ELECTRICITY, GAS, WATER AND SANITARY SERVICES</b>	Electricity supply	6,287	381	46	17	38	11	164	16	327
135		Gas supply	2,362	422	56	17	12	10	102	10	371
136		Waterworks and sanitary services	1,473	158	54	1	11	77	6	5	688

TABLE 8 (contd.) - NUMBER OF PERSONS AT WORK, CLASSIFIED ACCORDING TO INDUSTRIES, SHOWING THE OCCUPATIONAL DISTRIBUTION PER 1,000 ENGAGED IN THE INDUSTRY

Code Number	Industry	Total persons in each industry	OCCUPATIONAL DISTRIBUTION							Others
			Production, repair and maintenance	Transport and communication	Commerce and finance	Professional and technical	Personal service	Clerks, typists and draughtsmen	Warehousemen, storekeepers and packers	
<b>PER 1,000 OF THE TOTAL IN EACH INDUSTRY</b>										
	<b>COMMERCE</b>	<b>137,760</b>	<b>43</b>	<b>84</b>	<b>697</b>	<b>3</b>	<b>4</b>	<b>91</b>	<b>28</b>	<b>50</b>
	<b>TRADING:</b>									
137	In horses	500	32	50	860			20		38
138	In cattle and sheep	2,501	10	27	778		2	8	1	174
139	In pigs	392	33	36	832			2		97
140	In eggs and live poultry	2,011	181	110	405		2	82	134	85
141	In wool, skins and leather	417	137	117	293		7	105	82	259
142	In turf, coal and other fuel	3,955	35	282	237		4	129	18	293
143	In building materials	3,480	226	150	193		5	199	33	190
144	In grain and forage	1,029	44	92	285		2	209	164	197
	<b>WHOLESALE DISTRIBUTION:</b>									
145	Food and drink	5,901	47	159	377		5	206	141	62
146	Clothing and textiles (incl. boots and shoes)	1,759	43	47	579		5	217	100	7
147	Hardware and electrical goods	1,201	79	64	420		5	268	134	27
148	Paper, stationery and books	764	14	90	380		7	365	119	21
149	Chemists' wares	1,034	17	104	184		9	288	349	24
150	Other non-food goods	6,468	80	177	293		6	220	65	151
	<b>RETAIL DISTRIBUTION:</b>									
151	Bread and flour confectionery	2,182	53	66	847		4	21	4	5
152	Grocery and provisions	21,808	4	75	837		1	54	10	19
153	Grocery and public house combined	4,515	4	46	868		2	33	7	40
154	Public houses	14,332	3	52	901		4	4	8	28
155	Wines and spirits (excl. public houses)	592	13	194	482		13	154	88	54
156	Milk and dairy products	2,613	39	99	679		1	80	13	88
157	Fresh meat	5,962	36	138	724		1	72	1	28
158	Fish and dead poultry	1,044	93	174	609		7	70	12	35
159	Vegetables and fruits	1,598	3	121	826		3	23	9	15
160	Boots and shoes	1,739	24	42	867		2	55	6	3
161	General drapery	16,501	57	33	825		1	69	6	4
162	Chemists' and druggists' wares and photographic goods	3,372	3	95	838		8	38	12	6
163	Hardware, metals, metal goods and tools	5,459	49	76	654		4	133	33	49
164	Electrical goods	971	287	38	537		2	119	9	8
165	Jewellery, watches, clocks and precious metals	980	203	41	637		10	88	13	2
166	Leather, sports and fancy goods	631	71	49	764		2	92	14	6
167	Furniture, carpets and other furnishings	1,394	145	89	546		20	145	33	19
168	Books and stationery	1,306	12	68	706		4	155	21	6
169	Motor vehicles and cycles	1,670	250	36	547		2	140	16	7
170	Tobacco, sweets and newspapers	5,658	3	25	957		1	11	1	2

171	Country general shops	2,243	19	70	747	1	2	74	10	77
172	Department stores and variety chain stores	2,659	55	100	492	8	26	217	36	66
173	Hawking and street selling	762	7	7	985	-	-	-	-	1
174	Other and undefined retail distribution	4,517	15	87	757	4	2	72	21	42
175	Auctioneering, valuing, house and real estate agencies	1,400	43	48	457	11	26	333	6	76
176	Advertising and bill posting agencies	1,440	77	52	305	134	16	293	5	118
	<b>INSURANCE, BANKING AND FINANCE</b>	<b>12,172</b>	<b>3</b>	<b>47</b>	<b>384</b>	<b>9</b>	<b>14</b>	<b>540</b>	<b>0</b>	<b>3</b>
177	Banking	5,151	2	102	147	7	15	724	0	3
178	Insurance	5,880	2	6	578	11	11	390	1	1
179	Pawnbroking and moneylending	335	3	18	719	3	12	239	3	3
180	Other financial institutions	806	9	12	334	19	25	589	1	11
	<b>TRANSPORT, STORAGE AND COMMUNICATION</b>	<b>56,742</b>	<b>112</b>	<b>715</b>	<b>4</b>	<b>4</b>	<b>7</b>	<b>83</b>	<b>14</b>	<b>61</b>
181	Railways	14,874	231	506	2	4	8	156	9	84
182	Road transport	14,855	28	902	2	0	3	20	6	39
183	Omnibus and tramway services	5,387	53	851	1	1	5	28	5	56
184	Road passenger transport other than the above	3,301	8	979	2	-	1	5	-	5
	Cartage and haulage contracting	6,167	17	906	3	1	1	20	10	42
185	Water transport	9,335	62	700	3	5	5	108	20	97
186	Sea transport	3,728	16	679	6	3	8	208	26	54
187	Harbours, docks, piers and lighthouses	2,397	198	440	1	14	5	67	30	245
188	Canal and other water transport	541	63	706	4	-	-	76	29	122
	Loading and discharging of vessels and similar water transport services	2,669	3	963	1	1	0	12	2	18
189	Air transport	1,800	152	348	16	17	44	323	22	78
190	All services incidental to transport	649	51	297	63	22	42	462	9	54
191	Storage and warehousing	811	125	113	51	5	7	154	311	234
192	Communication services by post, wire and radio (excl. broadcasting)	14,418	107	845	1	5	7	5	7	23
	<b>PUBLIC ADMINISTRATION AND DEFENCE</b>	<b>40,531</b>	<b>72</b>	<b>29</b>	<b>5</b>	<b>41</b>	<b>30</b>	<b>44</b>	<b>9</b>	<b>770</b>
193	Central government	32,254	57	23	5	28	21	37	8	821
194	Civic guard	6,941	0	2	-	1	6	0	-	991
195 & 196	Defence	9,435	64	9	1	24	14	13	16	859
	Other government departments (n.e.s.)	15,878	79	40	10	43	32	67	6	723
197	Local government (n.e.s.)	8,277	127	54	5	92	63	73	13	573
	<b>PROFESSIONS</b>	<b>82,610</b>	<b>27</b>	<b>5</b>	<b>1</b>	<b>792</b>	<b>101</b>	<b>59</b>	<b>1</b>	<b>14</b>
198	Religion	17,714	33	3	1	841	98	8	0	16
199	Law	4,713	2	6	3	454	17	514	0	4
200	Mental hospitals (local authority)	4,192	75	3	-	837	34	12	-	30
201	Mental hospitals (excl. local authority)	722	87	1	-	726	148	10	9	28
202	Hospitals and county homes, not mental hospitals (local authority)	6,343	32	18	-	531	380	9	2	13
203	Hospitals and homes, not mental hospitals (excl. local authority)	5,573	26	8	-	672	254	26	1	28
204	Other medicine and care of the sick (local authority)	2,208	18	19	-	831	75	9	1	47
205	Other medicine and care of the sick (excl. local authority)	7,539	4	3	0	921	42	27	1	3
206	Dentistry	1,145	167	3	-	666	114	47	-	3
207	Veterinary surgery	613	15	16	-	889	6	33	-	41

TABLE 8 (contd.) - NUMBER OF PERSONS AT WORK, CLASSIFIED ACCORDING TO INDUSTRIES, SHOWING THE OCCUPATIONAL DISTRIBUTION PER 1,000 ENGAGED IN THE INDUSTRY

Code Number	Industry	Total persons in each industry	OCCUPATIONAL DISTRIBUTION							Others	
			Production, repair and maintenance	Transport and communication	Commerce and finance	Professional and technical	Personal service	Clerks, typists and draughtsmen	Ware-housesmen, store-keepers and packers		
PER 1,000 OF THE TOTAL IN EACH INDUSTRY											
208	Education (central government)	15,141	6	1	-	965	25	1	-	2	2
209	Education (local authority)	1,877	30	5	-	751	138	27	2	47	
210	Education (excl. government or local authority)	8,790	39	6	-	795	122	17	0	21	
211	Accountancy, auditors, etc.	1,844	2	3	1	623	8	361	-	2	
212	Consultant engineering, surveying and architecture	2,147	21	5	-	814	5	150	1	4	
213	Trade associations, chambers of commerce, labour organisations, etc.	828	48	14	21	302	69	518	-	28	
214	Other professional services	1,221	19	7	41	795	10	107	-	21	
	<b>PERSONAL SERVICE</b>	<b>84,511</b>	<b>54</b>	<b>20</b>	<b>18</b>	<b>9</b>	<b>870</b>	<b>16</b>	<b>3</b>	<b>10</b>	
215	Private domestic service	53,257	68	16	-	0	912	1	-	3	
216	Lodging and boarding houses	3,835	1	1	3	8	980	3	-	4	
217	Hotels and restaurants attached to hotels	8,453	25	12	69	1	824	36	6	27	
218	Other restaurants, cafes and other eating places	5,649	15	9	72	1	853	39	5	6	
219	Clubs	682	16	18	72	6	682	91	7	108	
220	Laundries, dry-cleaning and dyeing	5,368	63	79	65	32	641	76	21	23	
221	Hairdressing and beauty shops	4,051	1	2	6	-	984	6	0	1	
222	Undertaking	614	248	274	19	2	340	63	5	49	
223	Charitable services and welfare organisations	1,135	76	12	5	468	254	146	2	37	
224	Portrait and commercial photographic studios	516	25	10	73	4	810	70	2	6	
225	Other personal service	951	61	39	30	16	651	63	3	137	
	<b>ENTERTAINMENT AND SPORT</b>	<b>10,838</b>	<b>29</b>	<b>18</b>	<b>19</b>	<b>9</b>	<b>130</b>	<b>212</b>	<b>1</b>	<b>582</b>	
226	Cinemas and film producing, etc.	2,707	30	12	41	4	376	161	2	374	
227	Broadcasting, theatres and related services	1,358	33	7	27	24	102	38	4	765	
228	Sweepstakes, lotteries, etc.	1,653	22	14	10	4	23	901	2	24	
229	Betting establishments, etc.	1,761	11	11	5	3	4	83	1	882	
230	Other entertainment and sport	3,359	39	32	10	11	62	51	1	794	
	<b>OTHER INDUSTRIES OR INDUSTRY NOT STATED</b>	<b>9,262</b>	<b>157</b>	<b>154</b>	<b>100</b>	<b>193</b>	<b>40</b>	<b>67</b>	<b>8</b>	<b>281</b>	
231	Service of foreign government	540	28	61	9	89	68	200	6	539	
232	Persons engaged in industries outside the state	5,807	198	207	58	289	51	44	6	147	
233	Other industries or industry not stated	2,915	97	65	201	22	13	90	11	501	
	<b>TOTAL</b>	<b>1,219,722</b>	<b>601</b>	<b>56</b>	<b>90</b>	<b>60</b>	<b>72</b>	<b>42</b>	<b>12</b>	<b>67</b>	

TABLE 9 - INDUSTRIAL STATUS OF MALES AND OF FEMALES 14 YEARS OF AGE AND OVER IN 1951, WITH COMPARATIVE FIGURES FOR 1946

Industrial Status	1946			1951		
	Total	Males	Females	Total	Males	Females
PERSONS AT WORK	1,227,745	906,267	321,478	1,219,722	905,094	314,628
Employers§	74,044	60,383	13,661	57,769	47,558	10,211
On own account	272,106	220,242	51,864	268,575	221,248	47,327
Assisting relatives	213,817	171,883	41,934	180,613	146,197	34,416
Managers§	6,152	4,981	1,171	14,583	11,573	3,010
Employees	661,626	448,778	212,848	698,182	478,518	219,664
Apprentices, learners, etc.	.	.	.	35,378	25,783	9,595
Other employees	.	.	.	662,804	452,735	210,069
PERSONS, GAINFULLY OCCUPIED, CONFINED TO HOSPITALS, etc.	7,959	5,429	2,530	8,808	5,981	2,827
ALL PERSONS DESCRIBED AS "OUT OF WORK"	62,663	51,809	10,854	43,508	36,115	7,393
<b>TOTAL GAINFULLY OCCUPIED</b>	<b>1,298,367</b>	<b>963,505</b>	<b>334,862</b>	<b>1,272,038</b>	<b>947,190</b>	<b>324,848</b>
PERSONS 14 YEARS OF AGE AND OVER, NOT GAINFULLY OCCUPIED, CONFINED TO HOSPITALS, etc.	35,668	16,110	19,558	38,999	17,915	21,084
OTHER PERSONS 14 YEARS OF AGE AND OVER	849,314	122,372	726,942	847,490	131,750	715,740
PERSONS UNDER 14 YEARS OF AGE	771,758	392,890	378,868	802,066	409,742	392,324
<b>TOTAL POPULATION</b>	<b>2,955,107</b>	<b>1,494,877</b>	<b>1,460,230</b>	<b>2,960,593</b>	<b>1,506,597</b>	<b>1,453,996</b>

## PERCENTAGES

Industrial Status	1946			1951		
	Total	Males	Females	Total	Males	Females
PERSONS AT WORK	94.6	94.1	96.0	95.9	95.6	96.8
Employers§	5.7	6.3	4.1	4.5	5.0	3.1
On own account	21.0	22.9	15.5	21.1	23.4	14.6
Assisting relatives	16.5	17.8	12.5	14.2	15.5	10.6
Managers§	0.5	0.5	0.3	1.2	1.2	0.9
Employees	50.9	46.6	63.6	54.9	50.5	67.6
Apprentices, learners, etc.	.	.	.	2.8	2.7	2.9
Other employees	.	.	.	52.1	47.8	64.7
PERSONS, GAINFULLY OCCUPIED, CONFINED TO HOSPITALS, etc.	0.6	0.6	0.8	0.7	0.6	0.9
ALL PERSONS DESCRIBED AS "OUT OF WORK"	4.8	5.4	3.2	3.4	3.8	2.3
<b>TOTAL GAINFULLY OCCUPIED</b>	<b>100.-</b>	<b>100.-</b>	<b>100.-</b>	<b>100.-</b>	<b>100.-</b>	<b>100.-</b>

TABLE 10 - INDUSTRIAL STATUS AND CONJUGAL CONDITIONS OF MALES AND OF FEMALES, 1951

Industrial Status	Males			Females		
	Married	Widowed	Single	Married	Widowed	Single
PERSONS AT WORK	396,535	31,872	476,687	21,731	37,715	255,182*
Employers and those working on their own account§	171,059	19,097	78,650	8,078	31,339	18,121
Assisting relatives	8,279	748	137,170	1,940	400	32,076
Managers§	8,574	355	2,644	772	384	1,854
Employees	208,623	11,672	258,223	10,941	5,592	203,131
Apprentices, learners, etc.	243	3	25,537	19	2	9,574
Other employees	208,380	11,669	232,686	10,922	5,590	193,557
PERSONS, GAINFULLY OCCUPIED, CONFINED TO HOSPITALS, etc.	2,038	291	3,652	111	68	2,648
ALL PERSONS DESCRIBED AS "OUT OF WORK"	14,965	1,340	19,810	203	143	7,047
<b>TOTAL GAINFULLY OCCUPIED</b>	<b>413,538</b>	<b>33,503</b>	<b>500,149</b>	<b>22,045</b>	<b>37,926</b>	<b>264,877</b>
PERSONS 14 YEARS OF AGE AND OVER, NOT GAINFULLY OCCUPIED, CONFINED TO HOSPITALS, etc.	2,014	1,289	14,612	5,263	2,624	13,197
OTHER PERSONS 14 YEARS OF AGE AND OVER	33,234	20,682	77,834	436,764	87,941	191,035
ALL PERSONS UNDER 14 YEARS OF AGE	-	-	409,742	-	-	392,324
<b>TOTAL PERSONS OF ALL AGES</b>	<b>448,786</b>	<b>55,474</b>	<b>1,002,337</b>	<b>464,072</b>	<b>128,491</b>	<b>861,433</b>

§ See explanatory notes

\* Comparative figures not available

TABLE 11A - NUMBERS AND PERCENTAGES OF MALES CLASSIFIED BY INDUSTRIAL STATUS AND BY AGE GROUPS  
**MALES**

Industrial Status	(A) ACTUAL NUMBERS												
	AGE GROUP												
	Total	14 and 15	16 and 17	18 and 19	20-24	25-29	30-34	35-39	40-44	45-54	55-64	65-74	75 and over
<b>MALES AT WORK</b>	<b>905,094</b>	<b>20,808</b>	<b>35,650</b>	<b>41,163</b>	<b>95,878</b>	<b>92,252</b>	<b>90,368</b>	<b>95,760</b>	<b>87,603</b>	<b>150,664</b>	<b>107,632</b>	<b>65,565</b>	<b>21,751</b>
Employers	47,558	4	15	30	390	1,593	3,598	5,855	6,711	12,351	8,819	5,935	2,257
On own account	221,248	86	282	573	3,597	7,699	13,460	21,221	23,427	48,872	46,409	39,022	16,600
Assisting relatives	146,197	8,201	11,244	11,431	25,904	23,748	20,225	15,548	9,619	10,290	5,625	3,580	782
Managers	11,573	-	2	15	382	948	1,426	1,748	1,754	2,658	1,759	715	166
Employees	478,518	12,517	24,107	29,114	65,605	58,264	51,659	51,388	46,092	76,493	45,020	16,313	1,946
Apprentices, etc.	25,783	2,902	6,325	7,143	7,738	1,228	281	109	38	14	5	-	-
Other employees	452,735	9,615	17,782	21,971	57,867	57,036	51,378	51,279	46,054	76,479	45,015	16,313	1,946
Males, gainfully occupied, confined to hospitals, etc.	5,981	53	125	245	718	674	595	550	492	969	858	574	128
Males described as "Out of Work"	36,115	379	1,194	2,011	4,904	4,023	3,221	3,427	3,332	6,214	4,911	2,360	139
<b>Total gainfully occupied</b>	<b>947,190</b>	<b>21,240</b>	<b>36,969</b>	<b>43,419</b>	<b>101,500</b>	<b>96,949</b>	<b>94,184</b>	<b>99,737</b>	<b>91,427</b>	<b>157,847</b>	<b>113,401</b>	<b>68,499</b>	<b>22,018</b>
Males, 14 years of age and over, not gainfully occupied, confined to hospitals, etc.	17,915	979	336	256	629	801	877	1,125	1,160	2,726	2,793	3,622	2,611
Other males 14 years of age and over	131,750	30,809	13,984	4,455	3,251	1,845	1,380	1,416	1,419	4,723	10,180	31,145	27,143
Total males 14 years of age and over	1,096,855	53,028	51,289	48,130	105,380	99,595	96,441	102,278	94,006	165,296	126,374	103,266	51,772
All males under 14 years of age	409,742												
<b>Total males of all ages</b>	<b>1,506,597</b>												



TABLE 11B - NUMBERS AND PERCENTAGES OF FEMALES CLASSIFIED BY INDUSTRIAL STATUS AND BY AGE GROUPS  
FEMALES

Industrial Status	(A) - ACTUAL NUMBERS												
	AGE GROUP												
	Total	14 and 15	16 and 17	18 and 19	20-24	25-29	30-34	35-39	40-44	45-54	55-64	65-74	75 and over
<b>FEMALES AT WORK</b>	314,628	13,385	24,162	29,098	60,062	39,332	24,772	20,190	16,921	32,891	26,696	19,233	7,886
Employers	10,211	-	4	14	94	229	404	647	754	2,241	2,525	2,325	974
On own account	47,327	30	82	160	1,090	1,561	1,915	2,391	2,740	8,816	11,270	11,817	5,455
Assisting relatives	34,416	1,918	2,932	3,386	7,534	6,113	3,938	2,527	1,568	2,320	1,365	687	128
Managers	3,010	-	2	14	167	354	296	355	335	697	496	244	50
Employees	219,664	11,437	21,142	25,524	51,177	31,075	18,219	14,270	11,524	18,817	11,040	4,160	1,279
Apprentices, etc.	9,595	1,949	2,416	2,321	2,402	370	84	36	14	3	-	-	-
Other employees	210,069	9,488	18,726	23,203	48,775	30,705	18,135	14,234	11,510	18,814	11,040	4,160	1,279
Females, gainfully occupied, confined to hospitals, etc.	2,827	55	189	253	675	481	257	207	161	241	166	118	24
Females described as "Out of Work"	7,393	217	682	888	1,975	1,243	637	477	346	522	311	89	6
<b>Total gainfully occupied</b>	<b>324,848</b>	<b>13,657</b>	<b>25,033</b>	<b>30,239</b>	<b>62,712</b>	<b>41,056</b>	<b>25,666</b>	<b>20,874</b>	<b>17,428</b>	<b>33,654</b>	<b>27,173</b>	<b>19,440</b>	<b>7,916</b>
Females, 14 years of age and over, not gainfully occupied, confined to hospitals, etc.	21,084	498	340	363	1,201	1,455	1,492	1,631	1,455	2,972	3,101	3,694	2,882
Other females 14 years of age and over	715,740	37,196	21,985	12,168	32,879	56,315	67,967	76,133	67,437	121,979	94,260	81,264	46,157
<b>Total females 14 years of age and over</b>	<b>1,061,672</b>	<b>51,351</b>	<b>47,358</b>	<b>42,770</b>	<b>96,792</b>	<b>98,826</b>	<b>95,125</b>	<b>98,638</b>	<b>86,320</b>	<b>158,605</b>	<b>124,534</b>	<b>104,398</b>	<b>56,955</b>
All females under 14 years of age	392,324												
<b>Total females of all ages</b>	<b>1,453,996</b>												



TABLE 12A - NUMBERS OF MALES IN EACH INDUSTRIAL STATUS, CLASSIFIED BY AGES AND CONJUGAL CONDITIONS

Abbreviations: T = Total; M = Married; W = Widowed; S = Single.

Industrial Status	Total	Age Groups											75 & over	
		14 and 15	16 and 17	18 and 19	20-24	25-29	30-34	35-39	40-44	45-54	55-64	65-69		70-74
Males at work	905,094	20,808	35,650	41,163	95,878	92,252	90,368	95,760	87,603	150,664	107,632	38,640	26,925	21,751
T.	396,535	3	17	118	4,900	21,692	38,272	53,134	56,090	101,667	70,580	22,996	15,508	11,558
M.	31,872	1	2	32	32	158	432	841	1,285	4,916	8,358	5,025	4,798	6,024
W.	476,687	20,805	35,632	41,043	90,946	70,402	51,664	41,785	30,228	44,081	28,694	10,619	6,619	4,169
S.	39,730	2	12	25	310	1,255	2,928	4,827	5,528	10,447	7,333	2,810	2,272	1,981
Employers, 1-4 employees	28,634	-	-	-	65	561	1,920	3,590	4,392	8,195	5,486	1,931	1,411	1,083
T.	2,056	-	1	1	2	5	12	37	73	252	416	328	385	544
M.	9,040	2	11	24	243	689	996	1,200	1,063	2,000	1,431	551	476	354
W.	4,304	2	1	2	30	163	356	601	661	1,054	817	279	176	162
S.	3,469	-	-	-	8	86	251	502	591	923	687	206	123	92
Employers, 5-9 "	207	-	-	-	-	-	3	5	6	24	57	33	29	50
T.	628	2	1	2	22	77	102	94	64	107	73	40	24	20
M.	2,723	-	-	1	30	119	238	335	433	678	502	191	108	88
W.	2,262	-	-	-	5	65	176	284	387	609	441	156	81	58
S.	110	-	-	-	-	-	-	3	8	16	22	19	16	26
Employers, 10 or more employees	351	-	-	1	25	54	62	48	38	53	39	16	11	4
T.	801	-	2	2	20	56	76	92	89	172	167	60	39	26
M.	559	-	-	-	1	22	50	69	63	135	137	42	25	15
W.	52	-	-	-	-	-	2	1	6	7	11	8	8	9
S.	190	-	2	2	19	34	24	22	20	30	19	10	6	2
Males working on their own account	221,248	86	282	573	3,597	7,699	13,460	21,221	23,427	48,872	46,409	20,878	18,144	16,600
T.	136,135	3	5	15	434	2,306	6,490	12,671	15,336	33,105	31,658	13,479	11,284	9,349
M.	16,672	-	-	-	7	22	69	172	319	1,551	3,685	2,762	3,343	4,742
W.	68,441	83	277	558	3,156	5,371	6,901	8,378	7,772	14,216	11,066	4,637	3,517	2,509
S.	146,197	8,201	11,244	11,431	25,904	23,748	20,225	15,548	9,619	10,290	5,625	2,201	1,379	782
Employers, 1-4 employees	8,279	-	1	5	184	877	1,722	1,984	1,459	1,119	463	200	142	123
M.	748	-	-	-	3	8	20	47	50	97	138	107	141	137
W.	137,170	8,201	11,243	11,426	25,717	22,863	18,483	13,517	8,110	9,074	5,024	1,894	1,096	522
S.	11,573	-	2	15	382	948	1,426	1,748	1,754	2,658	1,759	454	261	166
Managers	8,574	-	-	1	24	366	922	1,368	1,498	2,299	1,460	359	183	94
T.	355	-	-	-	-	-	4	7	14	58	114	50	53	55
M.	2,644	-	2	14	358	582	500	373	242	301	185	45	25	17

Employees	T.	478,518	12,517	24,107	29,114	65,605	58,264	51,659	51,388	46,092	76,493	45,020	11,767	4,546	1,946
	M.	208,623	-	11	97	4,179	17,409	26,741	32,666	32,364	55,282	30,248	6,623	2,259	744
	W.	11,672	-	-	1	20	123	322	569	809	2,911	3,915	1,718	823	461
	S.	258,223	12,517	24,096	29,016	61,406	40,732	24,596	18,153	12,919	18,300	10,857	3,426	1,464	741
Apprentices, learners and professional students	T.	25,783	2,902	6,325	7,143	7,738	1,228	281	109	38	14	5	-	-	-
	M.	243	-	1	6	44	76	48	42	15	8	3	-	-	-
	W.	3	-	-	-	2	-	-	-	-	1	-	-	-	-
	S.	25,537	2,902	6,324	7,137	7,692	1,152	233	67	23	5	2	-	-	-
All other employees	T.	452,735	9,615	17,782	21,971	57,867	57,036	51,378	51,279	46,054	76,479	45,015	11,767	4,546	1,946
	M.	208,380	-	10	91	4,135	17,333	26,693	32,624	32,349	55,274	30,245	6,623	2,259	744
	W.	11,669	-	-	1	18	123	322	569	809	2,910	3,915	1,718	823	461
	S.	232,686	9,615	17,772	21,879	53,714	39,580	24,363	18,086	12,896	18,295	10,855	3,426	1,464	741
Males described as "Out of Work"	T.	36,115	379	1,194	2,011	4,904	4,023	3,221	3,427	3,332	6,214	4,911	1,970	390	139
	M.	14,965	-	1	11	346	1,079	1,361	1,902	2,028	3,919	2,973	1,073	200	72
	W.	1,340	-	-	-	3	19	24	54	72	289	469	310	72	28
	S.	19,810	379	1,193	2,000	4,555	2,925	1,836	1,471	1,232	2,006	1,469	587	118	39
Males, gainfully occupied, in hospitals, etc.	T.	5,981	53	125	245	718	674	595	550	492	969	858	420	154	128
	M.	2,038	-	1	1	30	119	181	244	271	530	401	154	62	44
	W.	291	-	-	2	2	2	6	8	12	53	83	67	24	32
	S.	3,652	53	124	242	686	553	408	298	209	386	374	199	68	52
Total gainfully occupied males, 14 years of age and over	T.	947,190	21,240	36,969	43,419	101,500	96,949	94,184	99,737	91,427	157,817	113,401	41,030	27,469	22,018
	M.	413,538	3	19	130	5,276	22,890	39,814	55,280	58,389	106,116	73,954	24,223	15,770	11,674
	W.	33,503	-	1	4	37	179	462	903	1,369	5,258	8,910	5,402	4,894	6,084
	S.	500,149	21,237	36,949	43,285	96,187	73,880	53,908	43,554	31,669	46,473	30,537	11,405	6,805	4,260
Males, 14 years of age and over, not gainfully occupied, in hospitals, etc.	T.	17,915	979	336	256	629	801	877	1,125	1,160	2,726	2,793	1,601	2,021	2,611
	M.	2,014	-	-	2	18	50	66	91	108	324	456	252	299	348
	W.	1,289	-	-	-	-	1	2	4	9	48	133	141	304	647
	S.	14,612	979	336	254	611	750	809	1,030	1,043	2,354	2,204	1,208	1,418	1,616
Other males, 14 years of age and over	T.	131,750	30,809	13,984	4,455	3,251	1,845	1,380	1,416	1,419	4,723	10,180	11,514	19,631	27,143
	M.	33,234	2	1	7	79	185	216	299	377	2,043	5,193	6,002	8,872	9,958
	W.	20,682	-	1	-	6	7	8	20	37	270	1,333	2,250	5,300	11,450
	S.	77,834	30,807	13,982	4,448	3,166	1,653	1,156	1,097	1,005	2,410	3,654	3,262	5,459	5,735
All males, 14 years of age and over	T.	1,096,855	53,028	51,289	48,130	105,380	99,595	96,441	102,278	94,006	165,296	126,374	54,145	49,121	51,772
	M.	448,786	5	20	139	5,373	23,125	40,096	55,670	58,874	108,483	79,603	30,477	24,941	21,980
	W.	55,474	-	2	4	43	187	472	927	1,415	5,576	10,376	7,793	10,498	18,181
	S.	592,595	53,023	51,267	47,987	99,964	76,283	55,873	45,681	33,717	51,237	36,395	15,875	13,682	11,611

TABLE 12B - NUMBERS OF FEMALES IN EACH INDUSTRIAL STATUS, CLASSIFIED BY AGES AND CONJUGAL CONDITIONS

Abbreviations: T = Total; M = Married; W = Widowed; S = Single.

Industrial Status	Total	Age Groups												
		14 and 15	16 and 17	18 and 19	20-24	25-29	30-34	35-39	40-44	45-54	55-64	65-69	70-74	75 and over
Females at work	314,628	13,385	24,162	29,098	60,062	39,332	24,772	20,190	16,921	32,891	26,696	10,598	8,635	7,886
T.	21,731	3	20	51	748	1,816	2,387	2,977	2,957	5,796	3,429	749	492	306
M.	37,715	-	1	1	43	144	464	1,063	1,595	7,000	10,803	5,928	5,462	5,211
W.	255,182	13,382	24,141	29,046	59,271	37,372	21,921	16,150	12,369	20,095	12,464	3,921	2,681	2,369
S.	9,131	-	4	10	79	218	354	581	664	1,980	2,235	1,193	919	894
Employers, 1-4 employees	1,315	-	-	-	12	64	142	195	180	355	220	66	45	36
T.	4,917	-	-	-	3	13	45	146	241	940	1,412	842	642	633
M.	2,899	-	4	10	64	141	167	240	243	685	603	285	232	225
W.	611	-	-	1	5	7	34	33	48	139	184	67	57	36
M.	110	-	-	-	-	1	18	13	26	29	18	1	3	1
W.	320	-	-	-	-	2	4	7	12	60	111	53	44	27
S.	181	-	-	1	5	4	12	13	10	50	55	13	10	8
** 5-9	261	-	-	1	5	3	6	23	23	65	66	32	17	20
** 10 or more employees	57	-	-	-	-	1	-	10	9	24	7	3	2	1
T.	118	-	-	-	-	-	2	4	6	20	37	23	11	15
M.	86	-	-	1	5	2	4	9	8	21	22	6	4	4
W.	208	-	-	2	5	1	10	10	19	57	40	19	21	24
M.	39	-	-	-	-	-	2	3	5	16	10	2	-	1
W.	87	-	-	-	-	-	-	3	5	24	18	10	12	15
S.	82	-	-	2	5	1	8	4	9	17	12	7	9	8
** number of employees not stated	47,327	30	82	160	1,090	1,561	1,915	2,391	2,740	8,816	11,270	6,048	5,769	5,455
T.	6,557	1	1	5	74	268	529	769	770	1,825	1,281	453	345	236
M.	25,897	-	-	-	10	38	144	414	713	4,021	7,387	4,404	4,440	4,326
W.	14,873	29	81	155	1,006	1,255	1,242	1,208	1,257	2,970	2,602	1,191	984	893
S.	34,416	1,918	2,932	3,386	7,534	6,113	3,938	2,527	1,568	2,320	1,365	467	220	128
Females assisting relatives	1,940	-	6	5	170	405	422	324	160	232	141	44	21	10
T.	400	-	-	-	5	7	21	19	23	56	103	82	48	36
M.	32,076	1,918	2,926	3,381	7,359	5,701	3,495	2,184	1,385	2,032	1,121	341	151	82
W.	3,010	-	2	14	167	354	296	355	335	697	496	157	87	50
M.	772	-	-	-	5	26	54	97	150	215	172	30	18	5
W.	384	-	-	-	-	-	5	10	25	103	108	64	39	30
S.	1,854	-	2	14	162	328	237	248	160	379	216	63	30	15

Employees	T.	219,664	11,437	21,142	25,524	51,177	31,075	18,219	14,270	11,524	18,817	11,040	2,615	1,545	1,279
	M.	10,941	2	13	41	487	1,051	1,220	1,566	1,657	3,100	1,580	150	58	16
	W.	5,592	-	1	1	25	84	243	460	570	1,776	1,627	450	226	129
	S.	203,131	11,435	21,128	25,482	50,665	29,940	16,756	12,244	9,297	13,941	7,833	2,015	1,261	1,134
Apprentices, learners and professional students	T.	9,595	1,949	2,416	2,321	2,402	370	84	36	14	3	-	-	-	-
	M.	19	-	2	-	4	4	5	3	1	-	-	-	-	-
	W.	2	-	-	1	-	-	1	-	-	-	-	-	-	-
	S.	9,574	1,949	2,414	2,320	2,398	366	78	33	13	3	-	-	-	-
All other employees	T.	210,069	9,488	18,726	23,203	48,775	30,705	18,135	14,234	11,510	18,814	11,040	2,615	1,545	1,279
	M.	10,922	2	11	41	483	1,047	1,215	1,563	1,656	3,100	1,580	150	58	16
	W.	5,590	-	1	-	25	84	242	460	570	1,776	1,627	450	226	129
	S.	193,557	9,486	18,714	23,162	48,267	29,574	16,678	12,211	9,284	13,938	7,833	2,015	1,261	1,134
Females described as "Out of Work"	T.	7,393	217	682	888	1,975	1,243	637	477	346	522	311	74	15	6
	M.	203	1	-	2	21	26	30	28	28	45	15	4	3	-
	W.	143	-	-	-	-	3	9	16	17	35	48	10	3	2
	S.	7,047	216	682	886	1,954	1,214	598	433	301	442	248	60	9	4
Females, gainfully occupied, in hospitals, etc.	T.	2,827	55	189	253	675	481	257	207	161	241	166	64	54	24
	M.	111	-	-	2	10	11	10	15	16	26	13	2	6	-
	W.	68	-	-	4	-	1	2	9	7	9	12	8	7	-9
	S.	2,648	55	189	247	665	469	245	183	138	206	141	54	41	15
Total gainfully occupied females, 14 years of age and over	T.	324,848	13,657	25,033	30,239	62,712	41,056	25,666	20,874	17,428	33,654	27,173	10,736	8,704	7,916
	M.	22,045	4	20	55	779	1,853	2,427	3,020	3,001	5,867	3,457	755	501	306
	W.	37,926	-	1	5	43	148	475	1,088	1,619	7,044	10,863	5,946	5,472	5,222
	S.	264,877	13,653	25,012	30,179	61,890	39,055	22,764	16,766	12,808	20,743	12,853	4,035	2,731	2,388
Females, 14 years of age and over, not gainfully occupied, in hospitals, etc.	T.	21,084	498	340	363	1,201	1,455	1,492	1,631	1,455	2,972	3,101	1,665	2,029	2,882
	M.	5,263	2	2	23	285	550	659	673	465	836	788	350	323	307
	W.	2,624	-	1	-	-	5	13	27	31	171	364	314	574	1,124
	S.	13,197	496	337	340	916	900	820	931	959	1,965	1,949	1,001	1,132	1,451
Other females, 14 years of age and over	T.	715,740	37,196	21,985	12,168	32,879	56,315	67,967	76,133	67,437	121,979	94,260	41,002	40,262	46,157
	M.	436,764	12	174	1,010	15,986	42,258	56,337	64,553	56,154	95,039	60,572	20,269	14,617	9,783
	W.	87,941	1	2	-	77	236	565	1,184	2,029	8,960	17,676	12,647	17,229	27,335
	S.	191,035	37,183	21,809	11,158	16,816	13,821	11,065	10,396	9,254	17,980	16,012	8,086	8,416	9,039
All females, 14 years of age and over	T.	1,061,672	51,351	47,358	42,770	96,792	98,826	95,125	98,638	86,320	158,605	124,534	53,403	50,995	56,955
	M.	464,072	18	196	1,088	17,050	44,661	59,423	68,246	59,620	101,742	64,817	21,374	15,441	10,396
	W.	128,491	1	4	5	120	389	1,053	2,299	3,679	16,175	28,903	18,907	23,275	33,681
	S.	469,109	51,332	47,158	41,677	79,622	53,776	34,649	28,093	23,021	40,688	30,814	13,122	12,279	12,878

TABLE 13 - MALES AND FEMALES CLASSIFIED BY

Note - Those "out of work" and those confined to hospitals and other institutions

Code no.	Industrial group	PERSONS AT WORK											
		EMPLOYERS								On own account		Assisting relatives	
		1 - 4 employees		5 - 9 employees		10 or more employees		No. of employees not stated					
		(1)	(2)	(3)	(4)	(5)	(6)						
		M.	F.	M.	F.	M.	F.	M.	F.	M.	F.	M.	F.
001-015	Agriculture	26,335	5,360	961	143	278	45	348	84	172,713	30,356	140,106	30,923
016-017	Fishing	25	-	2	-	2	-	1	-	1,923	2	65	-
018-026	Mining, quarrying and turf production	45	3	17	-	21	-	6	-	388	3	71	-
	<b>MANUFACTURING INDUSTRIES</b>												
027-038	Food manufacturing industries	168	46	90	19	117	16	16	3	202	41	139	53
039-043	Beverage industries	7	-	11	5	37	1	7	-	1	-	17	5
044	Tobacco manufactures	-	-	1	-	2	1	1	-	1	-	2	-
045-060	Manufacture of textiles and textile made-up goods (not dress)	60	22	27	4	68	10	15	3	127	156	27	10
061-070	Manufacture of clothing - including boots and shoes	515	158	90	8	159	21	18	3	3,609	3,265	241	88
071-073	Preparation of skins and leather and manufacture of leather goods (not boots and shoes)	67	5	13	-	17	-	2	-	504	16	37	7
074-081	Manufacture of wood and cork, including furniture	340	2	82	2	66	-	12	2	4,806	12	207	3
082-084	Manufacture of paper and paper products	1	1	7	-	4	1	-	-	2	1	2	-
085-087	Printing, publishing and allied industries	60	3	39	-	41	9	9	1	94	9	21	11
089-093	Manufacture of chemical products, including fertilisers	10	-	4	-	18	1	2	1	9	1	3	4
094-101	Manufacture of bricks, pottery, stone, glass, etc.	77	2	18	-	13	1	4	-	347	2	51	-
102-123	Manufacture of metal products (including machinery and transport equipment)	808	17	225	4	182	4	29	-	4,325	25	511	43
088, 124-127	Other manufacturing industries	55	5	16	-	33	-	1	1	287	9	15	5
	<b>Total manufacturing industries</b>	<b>2,168</b>	<b>261</b>	<b>623</b>	<b>42</b>	<b>757</b>	<b>65</b>	<b>116</b>	<b>14</b>	<b>14,314</b>	<b>3,537</b>	<b>1,273</b>	<b>229</b>
128-133	Construction	1,173	2	532	3	630	2	60	8	4,815	6	360	21
134-136	Electricity, gas, water and sanitary services	3	-	1	-	2	-	-	-	8	1	5	-
137-176	Commerce	7,541	2,513	1,512	263	633	86	176	47	16,775	7,998	3,694	2,794
177-180	Insurance, banking and finance	82	8	35	1	10	-	3	-	88	9	18	-
181-192	Transport, storage and communication	369	61	48	1	32	3	18	-	4,309	36	190	16
193-197	Public administration and defence	-	-	-	-	-	-	-	-	-	-	-	-
193-196	Central government	-	-	-	-	-	-	-	-	-	-	-	-
197	Local government	-	-	-	-	-	-	-	-	-	-	-	-
198-214	Professions	1,054	83	282	30	150	5	20	10	3,127	2,037	43	38
215-225	Personal service	670	811	198	117	128	48	34	42	1,659	3,128	244	343
226-230	Entertainment and sport	218	22	69	8	50	3	13	-	794	161	102	43
231-233	Other industries or industry not stated	47	7	24	3	30	4	6	3	335	53	26	9
	<b>TOTAL</b>	<b>39,730</b>	<b>9,131</b>	<b>4,304</b>	<b>611</b>	<b>2,723</b>	<b>261</b>	<b>801</b>	<b>208</b>	<b>221,248</b>	<b>47,327</b>	<b>146,197</b>	<b>34,416</b>

## INDUSTRIAL GROUPS AND BY INDUSTRIAL STATUS

are classified according to the industry in which they were last employed

PERSONS AT WORK (contd.)														Code no.
Managers (7)		EMPLOYEES				Total at work (Total of cols. 1-9) (10)		Persons described as "Out of Work" (11)		Total in hospitals, etc. (12)		Total gainfully occupied (13)		
		Apprentices, learners and professional students (8)		All other employees (9)										
M.	F.	M.	F.	M.	F.	M.	F.	M.	F.	M.	F.	M.	F.	
236	15	490	54	84,091	598	425,558	67,578	5,945	28	1,665	40	433,168	67,646	001-015
16	-	12	-	840	11	2,886	13	92	4	26	1	3,004	18	016-017
56	6	50	-	9,105	156	9,750	168	468	4	41	-	10,268	172	018-026
1,413	83	728	296	21,135	10,228	24,008	10,785	1,389	467	144	77	25,541	11,329	027-038
209	7	106	1	7,999	832	8,394	851	329	14	53	5	8,776	870	039-043
59	2	6	1	1,111	1,534	1,183	1,538	25	30	3	17	1,211	1,585	044
303	46	306	211	6,546	10,235	7,479	10,697	356	298	58	86	7,893	11,081	045-060
361	52	889	1,995	7,598	16,547	13,480	22,137	538	584	121	174	14,139	22,895	061-070
52	6	104	25	1,654	618	2,450	677	135	26	20	8	2,605	711	071-073
192	4	1,715	50	5,538	517	12,958	592	451	30	78	1	13,487	623	074-081
55	4	57	99	1,441	1,582	1,569	1,688	46	31	12	8	1,627	1,727	082-084
301	16	712	324	5,359	2,851	6,636	3,224	155	58	58	22	6,849	3,304	085-087
219	9	45	19	3,499	1,808	3,809	1,843	163	52	33	8	4,005	1,903	089-093
104	3	220	6	4,772	577	5,606	591	231	13	21	7	5,858	611	094-101
815	26	4,027	43	22,187	3,481	33,109	3,643	1,505	101	257	27	34,871	3,771	102-123
140	11	276	46	2,450	1,897	3,273	1,974	155	79	25	15	3,453	2,068	088, 124-127
4,223	269	9,191	3,116	91,289	52,707	123,954	60,240	5,478	1,783	883	455	130,315	62,478	
399	11	4,440	8	71,728	820	84,137	881	10,742	33	536	6	95,415	920	128-133
55	-	306	4	9,250	487	9,630	492	553	6	63	3	10,246	501	134-136
4,463	625	2,384	1,547	52,408	32,301	89,586	48,174	3,877	1,226	602	258	94,065	49,658	137-176
483	39	30	-	8,385	2,981	9,134	3,038	140	31	51	21	9,325	3,090	177-180
803	954	501	43	44,989	4,369	51,259	5,483	2,490	68	430	39	54,179	5,590	181-192
-	-	160	-	32,797	7,574	32,957	7,574	735	48	380	59	34,072	7,681	193-197
-	-	124	-	26,329	5,801	26,453	5,801	245	23	344	46	27,042	5,870	193-196
-	-	36	-	6,468	1,773	6,504	1,773	490	25	36	13	7,030	1,811	197
75	33	7,588	4,260	25,060	38,715	37,399	45,211	339	682	431	498	38,169	46,391	198-214
416	967	351	511	12,409	62,435	16,109	68,402	1,076	2,592	209	1,255	17,394	72,249	215-225
258	66	229	13	4,955	3,834	6,688	4,150	388	239	51	39	7,127	4,428	226-230
90	25	51	39	5,429	3,081	6,038	3,224	3,792	649	613	153	10,443	4,026	231-233
11,573	3,010	25,783	9,595	452,735	210,069	905,094	314,628	36,115	7,393	5,981	2,827	947,190	324,848	

TABLE 14 - MALES AND FEMALES CLASSIFIED

Note - Those "out of work" and those confined to hospitals and other institutions

Code no.	Industry	PERSONS AT WORK											
		EMPLOYERS								On own account		Assisting relatives	
		1 - 4 employees		5 - 9 employees		10 or more employees		No. of employees not stated					
(1)	(2)	(3)	(4)	(5)	(6)	(7)	(8)	(9)	(10)	(11)	(12)		
		M.	F.	M.	F.	M.	F.	M.	F.	M.	F.	M.	F.
	<b>Agriculture</b>	<b>26,335</b>	<b>5,360</b>	<b>961</b>	<b>143</b>	<b>278</b>	<b>45</b>	<b>348</b>	<b>84</b>	<b>172,713</b>	<b>30,356</b>	<b>140,106</b>	<b>30,923</b>
	Farming and stock-rearing	26,162	5,348	923	141	252	39	309	82	171,193	30,291	139,994	30,914
	Under 1 acre	2	1	2	-	-	-	2	1	47	15	18	7
001	1 and under 5 acres	39	16	-	-	-	-	2	4	4,345	1,161	2,280	599
002	5 " " 10 "	152	63	-	-	-	-	8	7	12,483	3,081	6,891	1,560
003	10 " " 15 "	232	109	-	-	-	-	1	1	17,626	3,796	10,475	2,225
004	15 " " 30 "	1,555	517	-	-	-	-	15	7	54,039	9,244	34,874	7,523
005	30 " " 50 "	3,945	1,003	18	3	9	2	34	9	43,144	6,629	34,264	7,424
006	50 " " 100 "	10,012	1,857	62	9	15	2	94	27	28,523	4,607	32,655	7,361
007	100 " " 200 "	7,848	1,332	234	44	25	4	84	19	7,726	1,358	14,300	3,270
008	200 acres and over	2,224	422	591	83	194	29	52	7	1,749	285	4,013	885
009	Area undefined	153	28	16	2	9	2	17	-	1,511	115	224	60
010	Market gardening and fruit growing	68	9	14	2	7	6	2	1	427	27	75	4
011	Flower and seed growing and nursery growing	30	1	18	-	13	-	-	1	62	7	9	2
012	Other and undefined gardening (excl. private gardening)	9	1	2	-	-	-	-	-	186	7	1	1
013	Forestry	2	-	-	-	-	-	2	-	89	-	2	1
014	Other agricultural industries	64	1	4	-	6	-	35	-	756	24	25	1
015													
	<b>Fishing</b>	<b>25</b>	<b>-</b>	<b>2</b>	<b>-</b>	<b>2</b>	<b>-</b>	<b>1</b>	<b>-</b>	<b>1,923</b>	<b>2</b>	<b>65</b>	<b>-</b>
016	Sea fishing	18	-	2	-	1	-	1	-	1,671	2	54	-
017	Inland fishing	7	-	-	-	1	-	-	-	252	-	11	-
	<b>Mining, quarrying and turf production</b>	<b>45</b>	<b>3</b>	<b>17</b>	<b>-</b>	<b>21</b>	<b>-</b>	<b>6</b>	<b>-</b>	<b>388</b>	<b>3</b>	<b>71</b>	<b>-</b>
018	Coal mining	2	-	1	-	7	-	-	-	5	-	1	-
019	Stone quarrying	6	-	-	-	2	-	3	-	32	-	9	-
020	Slate quarrying	-	1	2	-	-	-	-	-	2	-	-	-
021	Clay, sand and gravel pits	29	1	13	-	7	-	2	-	70	-	11	-
022	Metal mining	-	-	-	-	-	-	-	-	-	-	-	-
023	Other mining and quarrying	1	1	1	-	-	-	1	-	-	-	-	-
024	Turf development and production (Bórd na Móna)	-	-	-	-	-	-	-	-	-	-	-	-
025	Turf development and production (local authority)	-	-	-	-	-	-	-	-	-	-	-	-
026	Other turf production	7	-	-	-	5	-	-	-	279	3	50	-
	<b>Manufacture of foods</b> <sup>168</sup>	<b>168</b>	<b>46</b>	<b>90</b>	<b>19</b>	<b>117</b>	<b>16</b>	<b>16</b>	<b>3</b>	<b>202</b>	<b>41</b>	<b>139</b>	<b>53</b>
	Grain milling	45	6	8	1	19	1	8	1	43	-	32	2
027	Flour milling	15	2	4	-	5	-	3	-	12	-	11	1
028	Other grain milling	30	4	4	1	14	1	5	1	31	-	21	1
029	Bread and flour confectionery (incl. other cereal foods)	96	37	64	17	63	13	4	2	120	40	90	50
030	Biscuits	-	-	-	-	-	-	-	-	1	-	-	-
031	Sugar	1	-	-	-	-	-	-	-	-	-	-	-
032	Sweets, chocolates, sugar confectionery and cocoa	11	2	11	-	10	-	3	-	12	-	5	-
033	Jam and jelly making and canning and preserving of fruits and vegetables	-	1	-	-	4	-	-	-	-	-	-	-
034	Bacon curing and manufacture of sausages and pig meat products	4	-	4	1	18	1	1	-	6	1	8	-
035	Canning and preserving of meat and manufacture of meat products (excl. pig meats)	1	-	-	-	-	1	-	-	1	-	-	1
036	Creameries	3	-	3	-	2	-	-	-	9	-	4	-
037	Ice cream and other milk derivative industries	1	-	-	-	1	-	-	-	2	-	-	-
038	Other food-making and preparing industries	6	-	-	-	-	-	-	-	8	-	-	-

## BY INDUSTRY AND BY INDUSTRIAL STATUS

are classified according to the industry in which they were last employed

PERSONS AT WORK (contd.)														Code no.
Managers (7)		EMPLOYEES				Total at work (Total of cols. 1 - 9) (10)	Persons described as "Out of Work" (11)		Total in hospitals and in- stitutions (12)		Total gainfully occupied (13)			
		Apprentices, learners and professional students (8)		All other employees (9)										
M.	F.	M.	F.	M.	F.	M.	F.	M.	F.	M.	F.	M.	F.	
236	15	490	54	84,091	598	425,558	67,578	5,945	28	1,665	40	433,168	67,646	
211	10	48	1	79,428	463	418,520	67,289	5,776	19	1,614	37	425,910	67,345	
-	-	2	-	24	3	97	27	6	-	-	-	103	27	001
2	-	-	-	274	2	6,942	1,782	22	-	5	-	6,969	1,782	002
6	-	5	-	651	8	20,196	4,719	54	-	22	1	20,272	4,720	003
3	1	6	-	1,113	6	29,456	6,138	125	-	22	2	29,603	6,140	004
6	-	2	-	4,768	13	95,259	17,304	345	-	101	1	95,705	17,305	005
14	-	1	-	9,854	35	91,283	15,105	734	-	162	3	92,179	15,108	006
29	2	4	-	21,728	85	93,122	13,950	1,385	6	231	2	94,738	13,958	007
43	1	8	-	20,129	84	50,397	6,112	1,054	3	93	2	51,544	6,117	008
102	4	15	1	16,851	157	25,791	1,873	583	4	67	3	26,441	1,880	009
6	2	5	-	4,036	70	5,977	279	1,468	6	911	23	8,356	308	010
6	-	2	1	433	23	1,034	73	23	2	7	1	1,064	76	011
9	-	9	2	277	37	427	50	15	3	1	1	443	54	012
-	-	6	-	170	4	374	13	32	-	17	-	423	13	013
2	-	31	-	3,366	10	3,494	11	66	-	17	-	3,577	11	014
8	5	394	50	417	61	1,709	142	33	4	9	1	1,751	147	015
16	-	12	-	840	11	2,886	13	92	4	26	1	3,004	18	
11	-	11	-	651	10	2,420	12	74	2	23	-	2,517	14	016
5	-	1	-	189	1	466	1	18	2	3	1	487	4	017
56	6	50	-	9,105	156	9,759	168	468	4	41	-	10,268	172	
14	2	4	-	1,520	21	1,554	23	46	1	8	-	1,608	24	018
4	-	3	-	486	1	545	1	30	-	4	-	579	1	019
2	1	-	-	138	5	144	7	7	-	1	-	152	7	020
9	2	11	-	828	7	980	10	31	-	2	-	1,013	10	021
8	-	3	-	338	7	349	7	17	1	2	-	368	8	022
2	-	3	-	226	4	234	5	13	-	4	-	251	5	023
17	1	26	-	4,246	101	4,289	102	237	2	12	-	4,538	104	024
-	-	-	-	1,125	7	1,125	7	60	-	4	-	1,189	7	025
-	-	-	-	198	3	539	6	27	-	4	-	570	6	026
1,413	83	728	296	21,135	10,228	24,008	10,785	1,389	467	144	77	25,541	11,329	
172	4	59	1	4,343	397	4,729	413	240	8	29	2	4,998	423	
94	2	51	-	3,136	268	3,331	273	144	7	20	1	3,495	281	027
78	2	8	1	1,207	129	1,398	140	96	1	9	1	1,503	142	028
190	38	498	206	6,230	1,543	7,355	1,946	362	76	39	9	7,756	2,031	029
33	7	19	31	798	1,490	851	1,528	30	33	3	6	884	1,567	030
7	1	30	-	1,541	119	1,579	120	188	9	9	-	1,776	129	031
70	10	40	31	1,345	2,684	1,507	2,727	71	96	7	34	1,585	2,857	032
40	4	10	12	804	1,628	858	1,645	47	107	17	14	922	1,766	033
63	3	29	3	1,819	963	1,952	972	164	76	13	6	2,129	1,054	034
16	2	5	1	498	269	521	274	97	20	4	2	622	296	035
747	12	28	10	2,744	514	3,540	536	96	18	20	1	3,656	555	036
18	2	4	-	422	210	448	212	16	6	1	-	465	218	037
57	-	6	1	591	411	668	412	78	18	2	3	748	433	038

TABLE 14 (contd.) - MALES AND FEMALES CLASSIFIED

Code no.	Industry	PERSONS AT WORK											
		EMPLOYERS								On own account		Assisting relatives	
		1 - 4 employees		5 - 9 employees		10 or more employees		No. of employees not stated					
		(1)	(2)	(3)	(4)	(5)	(6)						
		M.	F.	M.	F.	M.	F.	M.	F.	M.	F.	M.	F.
	<b>Beverage industries</b>	<b>7</b>	<b>-</b>	<b>11</b>	<b>5</b>	<b>37</b>	<b>1</b>	<b>7</b>	<b>-</b>	<b>1</b>	<b>-</b>	<b>17</b>	<b>5</b>
039	Malting	-	-	1	-	6	-	-	-	-	-	1	-
040	Brewing	-	-	1	-	4	-	2	-	-	-	-	-
041	Distilling, rectifying and blending of potable spirits	-	-	1	-	1	-	2	-	-	-	-	-
042	Soft drinks	6	-	8	5	24	1	3	-	-	-	15	4
043	Manufacture of other beverages and bottling of beer, wine and spirits, etc.	1	-	-	-	2	-	-	-	1	-	1	1
044	Tobacco industry	-	-	1	-	2	1	1	-	1	-	2	-
	<b>Manufacture of textiles</b>	<b>26</b>	<b>19</b>	<b>11</b>	<b>4</b>	<b>45</b>	<b>7</b>	<b>13</b>	<b>3</b>	<b>26</b>	<b>141</b>	<b>21</b>	<b>2</b>
045	Flax scutch mills	14	-	7	1	4	-	-	-	4	-	9	-
046	Linen, cotton and poplin-spinning, weaving and finishing	2	-	-	-	5	-	-	-	3	1	4	-
047	Woollen and worsted-spinning, weaving and finishing	3	1	1	-	10	-	6	3	6	3	4	2
048	Carpets and floor rugs	1	-	-	-	-	1	-	-	-	-	-	-
049	Rayon, nylon, silk, etc. - spinning, weaving and finishing	-	-	-	-	-	-	-	-	3	-	-	-
050	Lace and embroidery	-	2	-	-	1	1	-	-	-	40	1	-
051	Narrow fabrics (incl. elastic, boot and shoe laces, tapes, etc.)	-	-	-	1	-	-	-	-	-	-	-	-
052	Cordage, rope, twine, net and other related goods	-	-	-	-	2	-	-	-	5	-	-	-
053	Jute and hemp - spinning and weaving	-	-	-	-	-	-	3	-	-	-	-	-
054	Hosiery and knitted goods	3	15	2	2	21	4	3	-	4	97	1	-
055	Other textile manufactures (excl. apparel and made-up goods)	3	1	1	-	2	1	1	-	1	-	2	-
	<b>Manufacture of textile made-up goods (excl. clothing)</b>	<b>34</b>	<b>3</b>	<b>16</b>	<b>-</b>	<b>23</b>	<b>3</b>	<b>2</b>	<b>-</b>	<b>101</b>	<b>15</b>	<b>6</b>	<b>8</b>
056	Linen and cotton made-up goods	-	1	2	-	5	-	-	-	1	-	1	3
057	Jute and hemp made-up goods	2	-	1	-	3	-	2	-	2	2	-	1
058	Made-up goods from other materials	-	-	-	-	2	3	-	-	2	6	-	-
059	Upholstering	25	1	8	-	2	-	-	-	82	7	4	3
060	Bedding and mattress manufacture (not wire)	7	1	5	-	11	-	-	-	14	-	1	1
	<b>Manufacture of clothing (incl. boots and shoes)</b>	<b>515</b>	<b>158</b>	<b>90</b>	<b>8</b>	<b>159</b>	<b>21</b>	<b>18</b>	<b>3</b>	<b>3,609</b>	<b>3,265</b>	<b>241</b>	<b>88</b>
061	Men's and boys' ready-made outer clothing	17	-	18	1	40	7	3	-	34	4	8	4
062	Women's and girls' ready-made outer clothing	2	3	12	1	54	8	2	1	10	17	7	9
063	Handicraft tailoring, dressmaking and millinery	314	146	36	3	19	-	3	1	1,516	3,203	110	60
064	Women's and girls' ready-made under-clothing	1	2	1	2	7	4	-	-	4	8	3	1
065	Shirts and collars	1	-	1	-	17	2	1	-	3	5	1	2
066	Handkerchiefs, scarves and ties	1	-	1	-	3	-	-	-	-	2	-	1
067	Boots and shoes (not rubber) - hand manufacture (incl. the repair of footwear)	174	7	13	1	1	-	1	-	2,030	10	110	8

## BY INDUSTRY AND BY INDUSTRIAL STATUS

PERSONS AT WORK (contd.)														Code no.
Managers (7)		EMPLOYEES (8)				Total at work (Total of cols. 1-9) (10)		Persons described as "Out of Work" (11)		Total in hospitals and in- stitutions (12)		Total gainfully occupied (13)		
		Apprentices, learners and professional students		All other employees										
M.	F.	M.	F.	M.	F.	M.	F.	M.	F.	M.	F.	M.	F.	
209	7	106	1	7,999	832	8,394	851	329	14	53	5	8,776	870	
30	1	2	-	849	33	889	34	78	1	9	-	976	35	039
65	1	77	-	4,499	398	4,648	399	107	1	28	2	4,783	402	040
25	-	8	1	833	112	870	113	29	2	3	2	902	117	041
70	3	17	-	1,508	220	1,651	233	98	8	10	1	1,759	242	042
19	2	2	-	310	69	336	72	17	2	3	-	356	74	043
59	2	6	1	1,111	1,534	1,183	1,538	25	30	3	17	1,211	1,585	044
238	41	204	164	5,895	9,269	6,479	9,650	300	249	49	74	6,828	9,973	
12	-	-	2	263	11	313	14	95	4	-	-	408	18	045
50	3	50	39	1,028	1,612	1,142	1,655	36	40	8	7	1,186	1,702	046
78	3	66	19	2,240	2,463	2,414	2,494	93	59	12	19	2,519	2,572	047
9	-	4	8	52	189	66	198	1	2	-	-	67	200	048
8	2	2	1	123	140	136	143	3	1	-	1	139	145	049
2	4	-	1	5	78	9	126	1	1	-	1	10	128	050
6	-	1	2	89	254	96	257	-	-	1	-	97	257	051
9	-	3	-	330	83	349	83	10	5	5	1	364	89	052
10	1	11	-	422	598	446	599	9	28	5	3	460	630	053
42	28	65	91	1,207	3,771	1,348	4,008	48	108	9	40	1,405	4,156	054
12	-	2	1	136	70	160	73	4	1	9	2	173	76	055
65	5	102	47	651	966	1,000	1,047	56	49	9	12	1,065	1,108	
9	1	1	9	22	128	41	142	-	7	3	4	44	153	056
15	-	4	5	112	462	141	470	6	22	1	5	148	497	057
14	2	3	5	52	78	73	94	2	8	2	-	77	102	058
8	-	63	13	181	120	373	144	21	2	3	-	397	146	059
19	2	31	15	284	178	372	197	27	10	-	3	399	210	060
361	52	889	1,995	7,598	16,547	13,480	22,137	538	584	121	174	14,139	22,895	
110	5	224	456	1,271	3,583	1,725	4,060	78	100	13	26	1,816	4,186	061
77	17	104	601	539	4,004	807	4,661	23	129	4	47	834	4,837	062
26	12	263	685	1,123	2,244	3,410	6,354	130	131	34	42	3,574	6,527	063
24	5	8	68	79	881	127	971	3	19	-	10	130	1,000	064
31	4	25	100	143	1,899	223	2,012	8	45	1	12	232	2,069	065
10	3	6	12	37	251	58	269	2	9	-	3	60	281	066
3	-	149	2	555	40	3,036	68	114	2	36	1	3,186	71	067

TABLE 14 (contd.) - MALES AND FEMALES CLASSIFIED

Code no.	Industry	PERSONS AT WORK											
		EMPLOYERS								On own account		Assisting relatives	
		1 - 4 employees		5 - 9 employees		10 or more employees		No. of employees not stated					
(1)	(2)	(3)	(4)	(5)	(6)								
		M.	F.	M.	F.	M.	F.	M.	F.	M.	F.	M.	F.
	<b>Manufacture of clothing (incl. boots and shoes) (contd.)</b>												
068	Boots and shoes (not rubber) - factory manufacture	1	-	4	-	13	-	5	-	5	2	2	3
069	Hat and cap manufacture (excl. handicraft, millinery)	2	-	2	-	1	-	1	-	-	1	-	-
070	Other clothing manufacture	2	-	2	-	4	-	2	1	7	13	-	-
	<b>Preparation of skins and leather and manufacture of leather goods (excl. boots and shoes)</b>	<b>67</b>	<b>5</b>	<b>13</b>	<b>-</b>	<b>17</b>	<b>-</b>	<b>2</b>	<b>-</b>	<b>504</b>	<b>16</b>	<b>37</b>	<b>7</b>
071	Preparation of furs	7	1	5	-	3	-	1	-	6	2	2	-
072	Tanning and dressing of leather	5	1	1	-	2	-	-	-	3	4	6	1
073	Other preparations and manufacture of leather and leather substitute products (excl. footwear and other wearing apparel)	55	3	7	-	12	-	1	-	495	10	29	6
	<b>Manufacture of wood and cork (excl. furniture)</b>	<b>271</b>	<b>2</b>	<b>44</b>	<b>2</b>	<b>25</b>	<b>-</b>	<b>4</b>	<b>2</b>	<b>4,468</b>	<b>5</b>	<b>180</b>	<b>3</b>
074	Sawmills and joinery works	37	1	22	2	17	-	3	1	32	-	35	1
075	General and jobbing carpentry	210	1	18	-	2	-	1	-	4,242	-	130	-
076	Cooperages	4	-	-	-	-	-	-	-	47	-	4	1
077	Wooden boxes and packing cases	4	-	1	-	2	-	-	-	6	-	2	-
078	Baskets	-	-	1	-	4	-	-	1	62	4	6	-
079	Other wood manufactures	16	-	2	-	-	-	-	-	79	1	3	1
	<b>Manufacture of furniture and fixtures</b>	<b>69</b>	<b>-</b>	<b>38</b>	<b>-</b>	<b>41</b>	<b>-</b>	<b>8</b>	<b>-</b>	<b>338</b>	<b>7</b>	<b>27</b>	<b>-</b>
080	Cabinet and furniture making, office and store fixtures, etc. - manufactured of wood	67	-	33	-	39	-	7	-	309	7	25	-
081	Cabinet and furniture making, office and store fixtures, etc. - manufactured of other materials	2	-	5	-	2	-	1	-	29	-	2	-
	<b>Manufacture of paper and paper products</b>	<b>1</b>	<b>1</b>	<b>7</b>	<b>-</b>	<b>4</b>	<b>1</b>	<b>-</b>	<b>-</b>	<b>2</b>	<b>1</b>	<b>2</b>	<b>-</b>
082	Paper and paperboard	-	-	-	-	1	-	-	-	-	1	1	-
083	Cardboard boxes	-	-	4	-	1	-	-	-	1	-	1	-
084	Stationery, paper bags and other paper and paperboard products	1	1	3	-	2	1	-	-	1	-	-	-
	<b>Printing, publishing and allied industries</b>	<b>60</b>	<b>3</b>	<b>39</b>	<b>-</b>	<b>41</b>	<b>9</b>	<b>9</b>	<b>1</b>	<b>94</b>	<b>9</b>	<b>21</b>	<b>11</b>
085	Production of newspapers and periodicals	8	1	8	-	12	4	4	-	27	4	10	2
086	Engraving, photo engraving and process engraving (excl. studio and commercial photography)	4	-	2	-	-	1	-	-	6	1	2	-
087	Other printing and book-binding	48	2	29	-	29	4	5	1	61	4	9	9
088	Manufacture of rubber products	3	-	1	-	-	-	-	-	2	-	-	-

## BY INDUSTRY AND BY INDUSTRIAL STATUS

PERSONS AT WORK (contd.)														Code no.
Managers (7)		EMPLOYEES				Total at work (Total of cols. 1-9) (10)		Persons described as "Out of Work" (11)		Total in hospitals and in- stitutions (12)		Total gainfully occupied (13)		
		Apprentices, learners and professional students (8)		All other employee's (9)										
M.	F.	M.	F.	M.	F.	M.	F.	M.	F.	M.	F.	M.	F.	
61	2	91	35	3,566	3,000	3,748	3,042	164	114	30	28	3,942	3,184	068
10	1	9	13	180	271	205	286	10	25	1	1	216	312	069
9	3	10	23	105	374	141	414	6	10	2	4	149	428	070
52	6	104	25	1,654	618	2,450	677	135	26	20	8	2,605	711	
7	1	32	16	67	123	130	143	9	6	1	2	140	151	071
26	-	14	-	1,143	87	1,200	93	73	2	8	-	1,281	95	072
19	5	58	9	444	408	1,120	441	53	18	11	6	1,184	465	073
116	2	1,011	5	3,353	149	9,472	170	311	8	55	-	9,830	178	
80	1	130	1	2,039	49	2,395	56	126	3	15	-	2,536	59	074
3	-	794	-	647	4	6,047	5	139	-	35	-	6,221	5	075
2	-	17	-	66	2	140	3	8	-	2	-	150	3	076
11	-	30	2	259	18	315	20	15	-	2	-	332	20	077
1	-	5	-	81	12	160	17	5	1	-	-	165	18	078
19	1	35	2	261	64	415	69	18	4	1	-	434	73	079
76	2	704	45	2,185	368	3,486	422	140	22	23	1	3,649	445	
65	2	664	44	1,994	338	3,203	391	112	22	20	1	3,335	414	080
11	-	40	1	191	30	283	31	28	-	3	-	314	31	081
55	4	57	99	1,441	1,582	1,569	1,688	46	31	12	8	1,627	1,727	
20	-	23	4	1,010	374	1,055	379	28	4	5	4	1,088	387	082
14	2	21	76	200	843	242	921	12	20	2	3	256	944	083
21	2	13	19	231	365	272	388	6	7	5	1	283	396	084
301	16	712	324	5,359	2,851	6,636	3,224	155	58	58	22	6,849	3,304	
108	7	196	10	2,524	525	2,897	553	57	13	23	3	2,977	569	085
7	-	8	3	89	17	118	22	4	-	-	1	122	23	086
186	9	508	311	2,746	2,309	3,621	2,649	94	45	35	18	3,750	2,712	087
37	2	23	2	1,136	578	1,202	582	53	12	10	4	1,265	598	088

TABLE 14 (contd.) - MALES AND FEMALES CLASSIFIED

Code no.	Industry	PERSONS AT WORK											
		EMPLOYERS								On own account		Assisting relatives	
		1 - 4 employees		5 - 9 employees		10 or more employees		No. of employees not stated					
		(1)	(2)	(3)	(4)	(5)	(6)						
M.	F.	M.	F.	M.	F.	M.	F.	M.	F.	M.	F.		
	<b>Manufacture of chemicals and chemical products</b>	<b>10</b>	-	<b>4</b>	-	<b>18</b>	<b>1</b>	<b>2</b>	<b>1</b>	<b>9</b>	<b>1</b>	<b>3</b>	<b>4</b>
089	Fertilisers	1	-	1	-	1	-	-	-	-	-	-	-
090	Drugs, medicines and pharmaceutical preparations	1	-	2	-	4	-	1	-	1	-	1	1
091	Paints, distempers and varnishes	1	-	-	-	3	-	1	-	2	-	1	1
092	Soap, candles and glycerine	-	-	-	-	2	-	-	-	1	-	1	-
093	Other chemicals and chemical products	7	-	1	-	8	1	-	1	5	1	-	2
	<b>Manufacture of bricks, pottery, stone and glass, etc.</b>	<b>77</b>	<b>2</b>	<b>18</b>	-	<b>13</b>	<b>1</b>	<b>4</b>	-	<b>347</b>	<b>2</b>	<b>51</b>	-
094	Structural clay products (bricks, tiles, pipes and fireclay goods, etc.)	3	-	1	-	-	-	2	-	3	-	2	-
095	Glass and glassware, glass bottles and jars	3	1	2	-	3	-	-	-	3	-	6	-
096	Pottery, china and earthenware	3	-	1	-	2	-	2	-	6	-	1	-
097	Cement	-	-	-	-	-	-	-	-	-	-	-	-
098	Concrete products (bricks, blocks, tiles, slabs and pipes, etc.)	22	-	6	-	-	-	-	-	24	-	2	-
099	Plaster, lime and artificial stone	8	-	3	-	5	-	-	-	23	-	5	-
100	Stone and slate cutting and dressing	38	1	5	-	3	1	-	-	285	2	35	-
101	Other non-metalliferous mining manufactures	-	-	-	-	-	-	-	-	3	-	-	-
	<b>Manufacture of metal products (excl. machinery and transport equipment)</b>	<b>282</b>	<b>3</b>	<b>21</b>	-	<b>28</b>	<b>2</b>	<b>4</b>	-	<b>3,045</b>	<b>14</b>	<b>332</b>	<b>13</b>
102	Metal founding	12	-	6	-	9	1	2	-	10	2	10	-
103	Shoe forging and smith shops	231	2	5	-	1	-	1	-	2,227	-	278	2
104	Constructional engineering	5	-	1	-	2	-	-	-	-	-	1	-
105	Cutlery	-	-	-	-	-	-	-	-	5	-	-	-
106	Bolts, nuts, screws, rivets and nails, etc.	-	-	-	-	-	-	-	-	1	-	1	-
107	Manufacture of aluminium (incl. aluminium hollow-ware)	1	-	1	-	1	-	-	-	9	-	1	1
108	Metal boxes and containers and other hollow-ware (excl. aluminium)	1	-	-	-	3	-	-	-	141	8	10	6
109	Manufacture of brass and copper	3	-	-	-	1	-	-	-	4	-	-	-
110	Finishing of metal goods (incl. electroplating, galvanising and enamelling, etc.)	4	-	1	-	1	-	1	-	19	-	1	2
111	Manufacture of tools and other metal products (excl. precious metals)	25	1	7	-	10	1	-	-	629	4	30	2
	<b>Manufacture of machinery (excl. electrical machinery and transport equipment)</b>	<b>34</b>	<b>1</b>	<b>11</b>	-	<b>13</b>	-	<b>5</b>	-	<b>136</b>	-	<b>4</b>	-
112	Agricultural machinery and implements	4	-	-	-	1	-	2	-	4	-	1	-
113	General engineering and manufacture of other machinery (incl. machine and equipment parts)	30	1	11	-	12	-	3	-	132	-	3	-
	<b>Manufacture of electrical machinery, apparatus, appliances and supplies</b>	<b>16</b>	-	<b>3</b>	<b>1</b>	<b>5</b>	-	<b>3</b>	-	<b>51</b>	<b>3</b>	<b>4</b>	<b>1</b>
114	Electric lamps and valves, wires, cables and batteries, etc.	1	-	2	-	1	-	2	-	-	-	-	-
115	All other types of electrical machinery, appliances and communication equipment (incl. radio and household equipment, etc.)	15	-	1	1	4	-	1	-	51	3	4	1

## BY INDUSTRY AND BY INDUSTRIAL STATUS

PERSONS AT WORK (contd.)														Code no.
Managers (7)		EMPLOYEES				Total at work (Total of cols. 1-9) (10)		Persons described as "Out of Work" (11)		Total in hospitals and in- stitutions (12)		Total gainfully occupied (13)		
		Apprentices, learners and professional students (8)		All other employees (9)										
M.	F.	M.	F.	M.	F.	M.	F.	M.	F.	M.	F.	M.	F.	
219	9	45	19	3,499	1,808	3,809	1,843	163	52	33	8	4,005	1,903	
29	-	12	-	1,097	73	1,141	73	77	2	7	-	1,225	75	089
50	1	6	3	382	425	448	430	18	18	5	1	471	449	090
45	2	5	-	394	180	452	183	9	2	2	1	463	186	091
27	1	9	5	495	458	535	464	13	8	6	3	554	475	092
68	5	13	11	1,131	672	1,233	693	46	22	13	3	1,292	718	093
104	3	220	6	4,772	577	5,606	591	231	13	21	7	5,858	611	
16	-	14	-	660	34	701	34	36	2	1	-	738	36	094
24	1	77	-	1,064	91	1,182	93	48	-	5	-	1,235	93	095
10	1	17	5	453	346	495	352	11	7	6	7	512	366	096
6	1	22	-	803	28	831	29	19	1	3	-	853	30	097
16	-	17	-	541	21	628	21	31	2	3	-	662	23	098
15	-	6	-	516	35	581	35	28	-	1	-	610	35	099
11	-	58	-	403	3	838	7	49	-	1	-	888	7	100
6	-	9	1	332	19	350	20	9	1	1	-	360	21	101
180	6	710	14	5,492	928	10,094	980	426	27	83	4	10,603	1,011	
63	2	227	5	2,454	145	2,793	155	165	6	24	-	2,982	161	102
6	-	158	-	662	3	3,569	7	81	-	25	-	3,675	7	103
20	-	66	-	615	32	710	32	58	-	8	-	776	32	104
8	1	8	1	198	152	219	154	6	4	1	1	226	159	105
7	-	22	-	225	61	256	61	11	2	3	-	270	63	106
6	-	15	-	214	51	248	52	9	1	2	1	259	54	107
16	-	19	6	166	259	356	279	11	6	3	1	370	286	108
2	-	41	1	163	22	214	23	14	1	1	-	229	24	109
9	-	13	-	107	37	156	39	12	2	1	-	169	41	110
43	3	141	1	688	166	1,573	178	59	5	15	1	1,647	184	111
103	6	312	1	1,687	264	2,305	272	102	8	23	5	2,430	285	
16	1	84	-	570	50	682	51	16	-	2	1	700	52	112
87	5	228	1	1,117	214	1,623	221	86	8	21	4	1,730	233	113
122	-	137	11	1,526	1,213	1,867	1,229	91	42	12	11	1,970	1,282	
48	-	31	4	679	479	764	483	48	17	4	1	816	501	114
74	-	106	7	847	734	1,103	746	43	25	8	10	1,154	781	115

TABLE 14 (contd.) : MALES AND FEMALES CLASSIFIED

Code no.	Industry	PERSONS AT WORK											
		EMPLOYERS								On own account		Assisting relatives	
		1 - 4 employees		5 - 9 employees		10 or more employees		No. of employees not stated					
(1)		(2)		(3)		(4)		(5)		(6)			
		M.	F.	M.	F.	M.	F.	M.	F.	M.	F.	M.	F.
	<b>Manufacture of transport equipment</b>	<b>476</b>	<b>13</b>	<b>190</b>	<b>3</b>	<b>136</b>	<b>2</b>	<b>17</b>	<b>-</b>	<b>1,093</b>	<b>8</b>	<b>171</b>	<b>29</b>
116	Ship and boat building and repairing and marine engineering	6	-	2	-	2	-	1	-	40	-	1	-
117	Building, rebuilding and repairing of railway locomotives and rolling stock	-	-	-	-	-	-	-	-	2	-	-	-
118	Manufacture, assembly and repair of omnibuses	2	-	-	-	-	-	-	-	2	-	1	-
119	Building, body-building and assembling of other self-propelled road vehicles	30	-	6	-	16	-	3	-	81	2	12	-
120	Repair of self-propelled road vehicles and cycles (incl. motor garages)	417	13	181	3	117	1	13	-	671	5	144	29
121	Manufacture, assembly and repair of pedal cycles and accessories	2	-	1	-	1	1	-	-	194	1	3	-
122	Manufacture and repair of horse-drawn and hand-drawn vehicles (incl. perambulators)	19	-	-	-	-	-	-	-	92	-	8	-
123	Manufacture of transport equipment, parts and accessories (n.e.s.)	-	-	-	-	-	-	-	-	11	-	2	-
	<b>Miscellaneous manufacturing industries</b>	<b>52</b>	<b>5</b>	<b>15</b>	<b>-</b>	<b>33</b>	<b>-</b>	<b>1</b>	<b>1</b>	<b>285</b>	<b>9</b>	<b>15</b>	<b>5</b>
124	Manufacture of scientific and measuring instruments (excl. electrical instruments)	9	-	2	-	5	-	-	1	21	-	2	1
125	Manufacture and repair of watches and clocks	18	-	2	-	1	-	-	-	154	-	3	2
126	Brush making	2	-	-	-	12	-	-	-	4	-	6	-
127	Other manufacturing industries	23	5	11	-	15	-	1	-	106	9	4	2
	<b>Construction</b>	<b>1,173</b>	<b>2</b>	<b>532</b>	<b>3</b>	<b>630</b>	<b>2</b>	<b>60</b>	<b>8</b>	<b>4,815</b>	<b>6</b>	<b>360</b>	<b>21</b>
128	Local authority construction, building and road repair, etc.	8	-	2	-	3	-	-	-	19	-	5	-
129	House painting, decorating and glazing, etc.	193	1	51	1	28	-	6	-	1,492	6	97	3
130	Plumbing and domestic heating	110	-	18	-	12	-	1	-	526	-	23	2
131	Electrical installation, wiring and contracting	124	-	36	-	19	-	12	-	493	-	16	1
132	General building and contracting (excl. local authority)	737	1	424	2	567	2	41	8	2,285	-	219	15
133	Office of public works	1	-	1	-	1	-	-	-	-	-	-	-
	<b>Electricity, gas, water and sanitary services</b>	<b>3</b>	<b>-</b>	<b>1</b>	<b>-</b>	<b>2</b>	<b>-</b>	<b>-</b>	<b>-</b>	<b>8</b>	<b>1</b>	<b>5</b>	<b>-</b>
134	Electricity supply	1	-	-	-	1	-	-	-	6	-	-	-
135	Gas supply	-	-	1	-	1	-	-	-	-	-	2	-
136	Waterworks and sanitary services	2	-	-	-	-	-	-	-	2	1	3	-
	<b>Commerce</b>	<b>7,541</b>	<b>2,513</b>	<b>1,512</b>	<b>263</b>	<b>633</b>	<b>86</b>	<b>176</b>	<b>47</b>	<b>16,775</b>	<b>7,998</b>	<b>3,694</b>	<b>2,794</b>
	<b>Trading in</b>	<b>438</b>	<b>22</b>	<b>92</b>	<b>3</b>	<b>84</b>	<b>5</b>	<b>22</b>	<b>-</b>	<b>3,414</b>	<b>40</b>	<b>307</b>	<b>38</b>
137	horses	12	-	1	-	2	-	-	-	392	2	23	1
138	cattle and sheep	138	1	12	-	2	-	8	-	1,692	3	81	-
139	pigs	17	1	-	-	-	-	1	-	282	3	18	-
140	eggs and live poultry	76	9	20	2	24	1	2	-	400	15	74	16
141	wool, skins and leather	18	-	6	-	6	-	1	-	36	1	6	-
142	turf, coal and other fuel	111	4	19	-	23	2	3	-	540	7	72	6
143	building materials	35	2	19	-	19	1	5	-	55	4	19	4
144	grain and forage	31	5	15	1	8	1	2	-	17	5	14	11

## BY INDUSTRY AND BY INDUSTRIAL STATUS

PERSONS AT WORK (contd.)														Code no.
Managers (7)		EMPLOYEES				Total at work (Total of cols. 1-9) (10)		Persons described as "Out of Work" (11)		Total in hospitals and in- stitutions (12)		Total gainfully occupied (13)		
		Apprentices, learners and professional students (8)		All other employees (9)										
M.	F.	M.	F.	M.	F.	M.	F.	M.	F.	M.	F.	M.	F.	
410	14	2,868	17	13,482	1,076	18,843	1,162	886	24	139	7	19,868	1,193	
10	-	106	-	648	26	816	26	122	-	8	1	946	27	116
4	-	368	1	3,547	28	3,921	29	79	-	17	-	4,017	29	117
-	-	103	1	749	5	857	6	20	-	8	-	885	6	118
91	4	344	1	2,759	218	3,342	225	265	6	32	2	3,639	233	119
272	7	1,871	2	5,066	658	8,752	718	343	11	68	2	9,163	731	120
21	-	27	1	344	65	593	68	40	3	4	-	637	71	121
6	3	29	10	226	60	380	73	7	4	1	2	388	79	122
6	-	20	1	143	16	182	17	10	-	1	-	193	17	123
103	9	253	44	1,314	1,319	2,071	1,392	102	67	15	11	2,188	1,470	
18	4	51	1	215	68	323	75	10	1	-	-	333	76	124
3	1	69	-	111	10	361	13	16	-	6	-	383	13	125
12	-	27	26	249	271	312	297	15	18	2	4	329	319	126
70	4	106	17	739	970	1,075	1,007	61	48	7	7	1,143	1,062	127
399	11	4,440	8	71,728	820	84,137	881	10,742	33	536	6	95,415	920	
7	-	222	-	32,641	48	32,907	48	5,881	17	197	1	38,985	66	128
24	-	472	-	1,689	56	4,052	67	251	2	30	-	4,333	69	129
18	1	344	3	902	56	1,954	62	88	-	19	-	2,061	62	130
38	2	531	3	916	112	2,185	118	81	1	12	1	2,278	120	131
312	8	2,846	2	33,762	422	41,193	460	4,287	11	267	3	45,747	474	132
-	-	25	-	1,818	126	1,846	126	154	2	11	1	2,011	129	133
55	-	306	4	9,250	487	9,630	492	553	6	63	3	10,246	501	
19	-	228	3	5,670	359	5,925	362	393	2	38	2	6,356	366	134
33	-	74	1	2,138	112	2,249	113	81	3	15	1	2,345	117	135
3	-	4	-	1,442	16	1,456	17	79	1	10	-	1,545	18	136
4,463	625	2,384	1,547	52,408	32,301	89,506	48,174	3,877	1,226	602	258	94,065	49,658	
390	24	161	3	7,990	1,252	12,898	1,387	880	48	94	7	13,872	1,442	
2	-	1	-	52	12	485	15	8	-	4	-	497	15	137
7	-	-	-	546	11	2,486	15	70	-	19	1	2,575	16	138
2	-	-	-	68	-	388	4	14	-	2	-	404	4	139
29	6	12	1	912	412	1,549	462	83	21	8	1	1,640	484	140
14	1	1	-	270	57	358	59	31	4	5	-	394	63	141
101	3	8	-	2,814	242	3,691	264	427	9	34	1	4,152	274	142
166	5	127	2	2,654	363	3,099	381	185	9	15	3	3,299	393	143
69	9	12	-	674	155	842	187	62	5	7	1	911	193	144

TABLE 14 (contd.) - MALES AND FEMALES CLASSIFIED

Code no.	Industry	PERSONS AT WORK											
		EMPLOYERS								On own account		Assisting relatives	
		1 - 4 employees		5 - 9 employees		10 or more employees		No. of employees not stated					
		(1)	(2)	(3)	(4)	(5)	(6)	(7)	(8)	(9)	(10)	(11)	(12)
		M.	F.	M.	F.	M.	F.	M.	F.	M.	F.	M.	F.
	<b>Commerce (contd.)</b>												
	Wholesale distribution	277	13	124	9	119	11	23	2	708	30	131	36
145	Food and drink	124	9	59	7	65	4	13	-	229	15	50	23
146	Clothing and textiles (incl. boots and shoes)	38	1	9	-	14	2	4	1	110	7	6	1
147	Hardware and electrical goods	18	-	9	1	6	-	1	-	44	1	10	-
148	Paper, stationery and books	8	-	7	-	3	1	3	-	33	1	4	3
149	Chemists' wares	-	-	1	-	3	-	-	-	4	-	1	-
150	Other non-food goods	89	3	39	1	28	4	2	1	288	6	60	9
	Retail distribution	6,685	2,474	1,245	248	415	69	127	44	12,429	7,918	3,232	2,714
151	Bread and flour confectionery	69	65	14	13	11	7	3	1	143	158	43	63
152	Grocery and provisions	1,315	506	242	53	78	8	16	5	2,588	1,993	662	707
153	Grocery and public house combined	546	183	140	19	27	5	10	1	402	168	279	200
154	Public houses	1,411	517	161	27	22	2	10	13	2,643	1,652	799	510
155	Wines and spirits (excl. public houses)	43	9	26	-	5	-	2	-	60	28	18	15
156	Milk and dairy products	115	43	14	1	5	2	3	-	360	86	89	36
157	Fresh meat	617	56	113	18	27	-	10	2	848	47	333	85
158	Fish and dead poultry	58	8	16	-	5	-	-	-	217	17	44	15
159	Vegetables and fruits	98	44	14	5	1	2	1	-	372	212	48	65
160	Roots and shoes	101	30	15	2	8	-	2	-	124	36	37	12
161	General drapery	626	394	152	50	89	26	11	7	721	703	243	348
162	Chemists' and druggists' wares and photographic goods	396	93	55	5	14	2	2	3	288	89	32	64
163	Hardware, metals, metal goods and tools	228	36	83	10	45	3	10	-	242	70	105	46
164	Electrical goods	87	1	17	-	3	-	3	2	108	5	19	9
165	Jewellery, watches, clocks and precious metals	77	14	20	1	3	1	2	1	108	11	11	22
166	Leather, sports and fancy goods	19	17	2	3	1	-	-	-	76	44	15	9
167	Furniture, carpets and other furnishings	42	7	8	1	6	-	1	-	108	32	19	11
168	Books and stationery	37	42	2	2	6	1	-	1	71	67	5	23
169	Motor vehicles and cycles	132	5	20	4	6	1	3	-	318	11	50	17
170	Tobacco, sweets and newspapers	292	289	24	16	-	3	3	3	902	1,539	120	247
171	Country general shops	151	38	53	8	25	4	6	2	281	141	113	88
172	Department stores and variety chain stores	6	2	8	1	9	1	7	-	7	2	6	2
173	Hawking and street selling	5	-	-	-	1	-	-	-	541	124	20	9
174	Other and undefined retail distribution	214	75	46	9	18	1	22	3	901	683	122	111
175	Auctioneering, valuing, house and real estate agencies	133	4	44	3	15	1	4	1	177	7	22	6
176	Advertising and bill posting agencies	8	-	7	-	-	-	-	-	47	3	2	-
	<b>Insurance, banking and finance</b>	<b>82</b>	<b>8</b>	<b>35</b>	<b>1</b>	<b>10</b>	<b>-</b>	<b>3</b>	<b>-</b>	<b>88</b>	<b>9</b>	<b>18</b>	<b>-</b>
177	Banking	1	-	-	-	1	-	1	-	-	-	1	-
178	Insurance	24	4	6	-	2	-	1	-	33	1	2	-
179	Pawnbroking and money lending	18	4	8	1	1	-	-	-	24	7	10	-
180	Other financial institutions	39	-	21	-	6	-	1	-	31	1	5	-
	<b>Transport, storage and communication</b>	<b>369</b>	<b>61</b>	<b>48</b>	<b>1</b>	<b>32</b>	<b>3</b>	<b>18</b>	<b>-</b>	<b>4,309</b>	<b>36</b>	<b>190</b>	<b>16</b>
181	Railways	-	-	-	-	-	-	-	-	-	-	-	-
182	Omnibuses and tramway service	4	-	4	1	1	-	1	-	7	-	-	-
183	Road passenger transport other than above	75	10	1	-	1	-	3	-	2,443	25	58	-
184	Cartage and haulage contracting	247	11	31	-	24	2	6	-	1,746	-	117	-
185	Sea transport	10	-	5	-	1	-	1	-	14	1	5	-
186	Harbours, docks, piers and lighthouses	-	-	-	-	1	-	1	-	2	-	-	-

## BY INDUSTRY AND BY INDUSTRIAL STATUS

PERSONS AT WORK (contd.)														Code no.
Managers		EMPLOYEES				Total at work (Total of cols. 1-9)		Persons described as "Out of Work"		Total in hospitals and in- stitutions		Total gainfully occupied		
		Apprentices, learners and professional students		All other employees										
(7)		(8)		(9)		(10)		(11)		(12)		(13)		
M.	F.	M.	F.	M.	F.	M.	F.	M.	F.	M.	F.	M.	F.	
1,213	59	178	17	10,415	3,762	13,188	3,939	563	119	65	21	13,816	4,079	
417	27	42	6	3,541	1,270	4,540	1,361	211	50	20	5	4,771	1,416	145
129	4	60	5	969	399	1,339	420	21	15	7	2	1,367	437	146
102	2	15	-	730	262	935	266	31	2	3	2	969	270	147
54	4	3	1	406	233	521	243	19	3	1	-	541	246	148
41	4	7	3	510	460	567	467	14	7	1	3	582	477	149
470	18	51	2	4,259	1,138	5,286	1,182	267	42	33	9	5,586	1,233	150
2,801	536	2,017	1,527	33,165	26,862	62,116	42,392	2,373	1,051	430	227	64,919	43,670	
30	24	9	53	347	1,129	669	1,513	13	57	6	8	688	1,578	151
579	125	345	187	6,626	5,773	12,451	9,357	427	185	92	50	12,970	9,592	152
146	25	116	42	1,500	706	3,166	1,349	75	20	11	5	3,252	1,374	153
341	68	200	31	4,405	1,520	9,992	4,340	437	75	61	20	10,490	4,435	154
19	16	9	1	258	83	440	152	16	5	4	-	460	157	155
30	4	7	2	1,421	395	2,044	569	128	21	7	5	2,179	595	156
40	5	210	10	2,798	743	4,996	966	339	36	33	5	5,368	1,007	157
24	3	25	-	427	185	816	228	52	8	3	1	871	237	158
9	4	4	6	354	359	901	697	35	19	2	5	938	721	159
123	7	34	39	504	665	948	791	15	20	6	5	969	816	160
461	108	316	810	4,300	7,136	6,919	9,582	215	248	41	53	7,175	9,883	161
76	17	216	202	1,002	816	2,081	1,291	74	45	23	6	2,178	1,342	162
290	18	159	20	2,950	1,144	4,112	1,347	148	26	25	2	4,285	1,375	163
51	3	70	4	395	194	753	218	22	14	2	-	777	232	164
48	13	44	7	335	262	648	332	18	2	7	4	673	338	165
23	4	7	8	158	245	301	330	9	7	1	1	311	338	166
65	9	54	11	672	348	975	419	40	12	6	2	1,021	433	167
52	13	6	10	302	666	481	825	11	23	2	4	494	852	168
79	1	78	2	731	212	1,417	253	62	5	11	-	1,490	258	169
45	28	7	40	411	1,689	1,804	3,854	38	82	6	11	1,848	3,947	170
52	8	36	11	782	444	1,499	744	32	10	5	2	1,536	756	171
140	20	26	15	1,130	1,277	1,339	1,320	56	50	9	7	1,404	1,377	172
-	-	-	-	33	29	600	162	15	1	7	2	622	165	173
78	13	39	16	1,324	842	2,764	1,753	96	80	60	29	2,920	1,862	174
30	5	17	-	623	308	1,065	335	42	3	11	1	1,118	339	175
29	1	11	-	215	117	319	121	19	5	2	2	340	128	176
483	39	30	-	8,385	2,981	9,134	3,038	140	31	51	21	9,325	3,090	
255	2	4	-	3,678	1,208	3,941	1,210	19	6	20	13	3,980	1,229	177
141	16	4	-	4,209	1,437	4,422	1,458	92	18	28	6	4,542	1,482	178
36	14	12	-	161	39	270	65	15	2	2	-	287	67	179
51	7	10	-	337	297	501	305	14	5	1	2	516	312	180
803	954	501	43	44,989	4,369	51,259	5,483	2,490	68	430	39	54,179	5,590	
32	3	107	-	13,979	753	14,118	756	434	6	98	5	14,650	767	181
10	1	46	-	5,258	54	5,331	56	86	6	50	2	5,467	64	182
29	-	3	-	636	17	3,249	52	102	-	20	-	3,371	52	183
38	13	8	-	3,883	41	6,100	67	369	3	67	1	6,536	71	184
58	6	12	-	3,422	193	3,528	200	375	-	44	-	3,947	200	185
10	-	35	-	2,311	37	2,360	37	88	-	17	-	2,465	37	186

TABLE 14 (contd.) - MALES AND FEMALES CLASSIFIED

Code no.	Industry	PERSONS AT WORK											
		EMPLOYERS								On own account		Assisting relatives	
		1 - 4 employees		5 - 9 employees		10 or more employees		No. of employees not stated					
		(1)	(2)	(3)	(4)	(5)	(6)	M.	F.	M.	F.		
	<b>Transport, storage and communication (contd.)</b>												
187	Canal and other water transport	7	-	-	-	-	-	1	-	32	-	5	-
188	Loading and discharging of vessels and similar water transport services	3	-	-	-	1	-	4	-	3	-	1	-
189	Air transport	-	-	-	-	-	-	1	-	2	-	-	-
190	All services incidental to transport	4	-	3	-	2	-	-	-	56	2	4	-
191	Storage and warehousing	1	-	2	-	-	-	-	-	4	3	-	-
192	Communication services by post, wire and radio (excl. broadcasting)	18	40	2	-	1	1	-	-	-	5	-	16
	<b>Public administration and defence</b>												
193	Civic guard	-	-	-	-	-	-	-	-	-	-	-	-
194	Defence	-	-	-	-	-	-	-	-	-	-	-	-
195	Posts and telegraphs (clerical and administrative staff)	-	-	-	-	-	-	-	-	-	-	-	-
196	Other government departments (n.e.s.)	-	-	-	-	-	-	-	-	-	-	-	-
197	Local government (excl. turf production, construction, waterworks, sanitary services, hospitals, medical services and education)	-	-	-	-	-	-	-	-	-	-	-	-
	<b>Professions</b>	<b>1,054</b>	<b>83</b>	<b>282</b>	<b>30</b>	<b>150</b>	<b>5</b>	<b>20</b>	<b>10</b>	<b>3,127</b>	<b>2,037</b>	<b>43</b>	<b>38</b>
198	Religion	-	-	-	-	-	-	-	-	-	-	1	-
199	Law	540	5	150	-	50	-	6	1	625	33	16	13
200	Mental hospitals (local authority)	-	-	-	-	-	-	-	-	-	-	-	-
201	Mental hospitals (excl. local authority)	1	1	-	1	2	-	-	-	-	-	-	-
202	Hospitals and county homes, not mental hospitals (local authority)	-	-	-	-	-	-	-	-	-	-	-	-
203	Hospitals and homes, not mental hospitals (excl. local authority)	-	15	1	13	-	-	-	3	-	20	-	10
204	Other medicine and care of the sick (local authority)	-	-	-	-	-	-	-	-	-	-	-	-
205	Other medicine and care of the sick (excl. local authority)	80	26	8	5	3	1	2	-	1,228	1,351	5	9
206	Dentistry	111	3	10	-	1	-	3	-	324	16	1	-
207	Veterinary surgery	38	-	3	-	-	-	1	-	241	3	-	-
208	Education (central government)	-	-	-	-	-	-	-	-	-	-	-	-
209	Education (local authority)	-	-	-	-	-	-	-	-	-	-	-	-
210	Education (excl. government or local authority)	18	15	4	9	11	3	-	5	85	452	3	1
211	Accountancy, auditors, etc.	130	2	62	1	57	-	6	-	174	5	5	-
212	Consultant engineering, surveying and architecture	109	-	38	-	24	1	2	-	230	7	3	2
213	Trade associations, chambers of commerce, labour organisations, etc.	-	-	-	-	-	-	-	-	3	2	-	-
214	Other professional services	27	16	6	1	2	-	-	1	217	148	9	3
	<b>Personal service</b>	<b>670</b>	<b>811</b>	<b>198</b>	<b>117</b>	<b>128</b>	<b>48</b>	<b>34</b>	<b>42</b>	<b>1,659</b>	<b>3,128</b>	<b>244</b>	<b>343</b>
215	Private domestic service	-	-	-	-	-	-	-	-	59	9	4	-
216	Lodging and boarding houses	89	321	8	6	4	3	2	10	198	2,156	15	88
217	Hotels and restaurants attached to hotels	158	146	92	74	71	35	18	28	83	95	48	86
218	Other restaurants, cafés and other eating places	106	81	42	19	18	9	8	2	112	119	73	102
219	Clubs	-	-	-	-	-	-	-	-	-	2	-	-
220	Laundries, dry cleaning and dyeing	7	3	9	-	10	-	1	-	8	23	1	1
221	Hairstressing and beauty shops	219	244	28	12	8	-	2	-	658	673	65	50
222	Undertaking	48	6	7	4	10	1	-	2	83	2	20	4

BY INDUSTRY AND BY INDUSTRIAL STATUS

PERSONS AT WORK (contd.)														Code no.
Managers		EMPLOYEES				Total at work (Total of cols. 1-9)		Persons described as "Out of Work"		Total in hospitals and in- stitutions		Total gainfully occupied		
		Apprentices, learners and professional students		All other employees										
(7)		(8)		(9)		(10)		(11)		(12)		(13)		
M.	F.	M.	F.	M.	F.	M.	F.	M.	F.	M.	F.	M.	F.	
1	-	2	-	474	19	522	19	29	-	3	-	554	19	187
5	1	2	-	2,634	15	2,653	16	489	4	38	-	3,180	20	188
41	-	7	2	1,382	365	1,433	367	61	3	9	4	1,503	374	189
19	1	2	-	377	179	467	182	37	3	3	-	507	185	190
28	2	19	3	615	134	669	142	35	5	4	3	708	150	191
532	927	258	38	10,018	2,562	10,829	3,589	385	38	77	24	11,291	3,651	192
-	-	160	-	32,797	7,574	32,957	7,574	735	48	300	59	34,072	7,681	
-	-	-	-	6,894	47	6,894	47	5	-	49	-	6,948	47	193
-	-	106	-	9,065	264	9,171	264	71	4	228	8	9,470	276	194
-	-	10	-	817	718	827	718	17	3	6	2	850	723	195
-	-	8	-	9,553	4,772	9,561	4,772	152	16	61	36	9,774	4,824	196
-	-	36	-	6,468	1,773	6,504	1,773	490	25	36	13	7,030	1,811	197
75	33	7,588	4,260	25,060	38,715	37,399	45,211	339	682	431	498	38,169	46,391	
-	-	3,075	871	7,622	6,145	10,698	7,016	43	14	226	168	10,967	7,198	198
25	-	388	44	962	1,855	2,762	1,951	34	38	16	14	2,812	2,003	199
4	4	6	25	2,289	1,864	2,299	1,893	20	16	21	19	2,340	1,928	200
-	1	-	11	339	366	342	380	8	6	1	-	351	386	201
1	12	3	493	1,079	4,755	1,083	5,260	37	101	16	53	1,136	5,414	202
2	-	3	1,337	580	3,589	586	4,987	26	127	12	52	624	5,166	203
-	-	7	9	822	1,370	829	1,379	12	31	5	11	846	1,421	204
6	-	1,864	794	257	1,900	3,453	4,086	18	206	34	63	3,505	4,355	205
-	-	260	42	179	195	889	256	11	10	8	5	908	271	206
-	1	216	5	84	21	583	30	4	1	1	2	588	33	207
5	4	98	317	4,581	10,136	4,684	10,457	13	33	25	61	4,722	10,551	208
1	-	5	6	1,050	815	1,056	821	6	10	2	3	1,064	834	209
6	5	105	85	3,389	4,594	3,621	5,169	30	65	26	39	3,677	5,273	210
4	-	351	7	636	404	1,425	419	13	10	15	5	1,453	434	211
7	-	986	50	484	204	1,883	264	28	2	11	-	1,922	266	212
6	1	4	2	488	322	501	327	25	1	3	-	529	328	213
8	5	217	162	219	180	705	516	11	11	9	3	725	530	214
416	967	351	511	12,409	62,435	16,109	68,402	1,076	2,592	209	1,255	17,394	72,249	
1	-	50	-	5,504	47,630	5,618	47,639	343	1,770	60	627	6,021	50,036	215
28	171	2	2	121	611	467	3,368	10	23	-	2	477	3,393	216
169	454	99	70	2,504	4,223	3,242	5,211	307	312	38	54	3,587	5,577	217
94	239	42	31	1,028	3,524	1,523	4,126	135	244	20	33	1,678	4,403	218
16	26	3	-	413	222	432	250	29	4	5	5	466	259	219
68	58	28	27	1,025	4,099	1,157	4,211	60	119	9	474	1,226	4,804	220
10	6	90	364	573	1,049	1,653	2,398	62	94	16	13	1,731	2,505	221
11	-	15	-	370	31	564	50	45	3	2	2	611	55	222

TABLE 14 (contd.) - MALES AND FEMALES CLASSIFIED

Code no.	Industry	PERSONS AT WORK											
		EMPLOYERS								On own account		Assisting relatives	
		1 - 4 employees		5 - 9 employees		10 or more employees		No. of employees not stated					
		(1)		(2)		(3)		(4)		(5)		(6)	
M.	F.	M.	F.	M.	F.	M.	F.	M.	F.	M.	F.		
	<b>Personal service (contd.)</b>												
223	Charitable services and welfare organisations	1	-	-	1	-	-	-	-	2	8	-	-
224	Portrait and commercial photographic studios	30	7	7	1	4	-	1	-	139	24	5	7
225	Other personal service	12	3	5	-	3	-	2	-	317	17	13	5
	<b>Entertainment and sport</b>	<b>218</b>	<b>22</b>	<b>69</b>	<b>8</b>	<b>50</b>	<b>3</b>	<b>13</b>	<b>-</b>	<b>794</b>	<b>161</b>	<b>102</b>	<b>43</b>
226	Cinemas and film producing, etc.	20	1	11	2	9	-	4	-	42	1	14	9
227	Broadcasting, theatres and related services	7	4	15	1	7	1	3	-	147	55	21	17
228	Sweepstakes, lotteries, etc.	1	-	-	-	2	-	-	-	1	-	-	-
229	Betting establishments, etc.	135	11	16	1	8	-	1	-	228	15	21	6
230	Other entertainment and sport	55	6	27	4	24	2	5	-	376	90	46	11
	<b>Other industries or industry not stated</b>	<b>47</b>	<b>7</b>	<b>24</b>	<b>3</b>	<b>30</b>	<b>4</b>	<b>6</b>	<b>3</b>	<b>335</b>	<b>53</b>	<b>26</b>	<b>9</b>
231	Service of foreign government	-	-	-	-	-	-	-	-	-	-	-	-
232	Persons engaged in industries outside the state	3	-	-	-	1	1	-	-	2	-	-	1
233	Other industries or industry not stated	44	7	24	3	29	3	6	3	333	53	26	8

## BY INDUSTRY AND BY INDUSTRIAL STATUS

PERSONS AT WORK (contd.)														Code no.
Managers (7)		EMPLOYEES				Total at work (Total of cols. 1-9) (10)		Persons described as "Out of Work" (11)		Total in hospitals and in- stitutions (12)		Total gainfully occupied (13)		
		Apprentices, learners and professional students (8)		All other employees (9)										
M.	F.	M.	F.	M.	F.	M.	F.	M.	F.	M.	F.	M.	F.	
4	6	1	1	324	787	332	803	17	4	46	40	395	847	223
6	6	14	14	109	142	315	201	29	13	3	3	347	217	224
9	1	7	2	438	117	806	145	39	6	10	2	855	153	225
<b>258</b>	<b>66</b>	<b>229</b>	<b>13</b>	<b>4,955</b>	<b>3,834</b>	<b>6,688</b>	<b>4,150</b>	<b>388</b>	<b>239</b>	<b>51</b>	<b>39</b>	<b>7,127</b>	<b>4,428</b>	
159	32	89	-	1,217	1,097	1,565	1,142	83	34	13	6	1,661	1,182	226
26	10	5	6	682	351	913	445	58	19	5	6	976	470	227
13	3	-	-	148	1,485	165	1,488	-	161	-	22	165	1,671	228
13	5	-	-	645	656	1,067	694	91	10	2	4	1,160	708	229
47	16	135	7	2,263	245	2,978	381	156	15	31	1	3,165	397	230
<b>90</b>	<b>25</b>	<b>51</b>	<b>39</b>	<b>5,429</b>	<b>3,081</b>	<b>6,038</b>	<b>3,224</b>	<b>3,792</b>	<b>649</b>	<b>613</b>	<b>153</b>	<b>10,443</b>	<b>4,026</b>	
-	1	-	-	356	183	356	184	10	11	7	2	373	197	231
4	1	12	24	3,521	2,237	3,543	2,264	1,785	230	77	45	5,405	2,539	232
86	23	39	15	1,552	661	2,139	776	1,997	408	529	106	4,665	1,290	233

TABLE 15 - MALES AND FEMALES CLASSIFIED BY

Code no.	Groups of Occupations	PERSONS AT WORK											
		EMPLOYERS								On own Account		Assisting Relatives	
		1 - 4 Employees		5 - 9 Employees		10 or more Employees		No. of Employees not stated					
		(1)	(2)	(3)	(4)	(5)	(6)	M.	F.	M.	F.		
001-016	Agricultural Occupations	26,288	5,359	942	142	268	40	313	04	172,594	30,341	140,189	30,919
006-007	Agricultural labourers	-	-	-	-	-	-	-	-	-	-	-	-
001-005, 008-016	Other agricultural occupations	26,288	5,359	942	142	268	40	313	84	172,594	30,341	140,189	30,919
047-079	Workers in Metals (other than Precious Metals) and in Engineering Trades	563	3	52	-	62	3	15	6	4,004	16	491	14
094-110	Textile Workers	29	17	11	4	44	6	10	-	36	117	10	1
116-122	Boot and Shoe Makers	188	5	11	1	14	-	3	-	2,048	10	112	6
129-138	Makers of Textile Goods and Articles (not Boots or Shoes) - Garment Makers	353	144	52	6	139	19	14	3	1,582	3,206	122	68
135	Dressmakers and other light clothing makers	6	124	-	-	-	-	-	-	6	3,048	-	41
129-134, 136-138	Other garment makers	347	20	52	6	139	19	14	3	1,576	158	122	27
152-163	Makers of Foods	163	45	81	19	109	11	19	5	195	54	136	34
174-187	Workers in Wood and Furniture	451	2	56	2	68	-	12	1	4,997	14	282	-
177	Carpenters and joiners	274	-	-	-	-	-	-	-	4,326	-	213	-
174-176, 178-187	Others	177	2	56	2	68	-	12	1	671	14	69	-
214-227	Workers in Building and Contracting	811	1	550	2	559	6	46	1	2,513	-	176	-
225	Builders' labourers, etc.	-	-	-	-	-	-	-	-	-	-	-	-
226	Contractors' labourers, road workers, etc.	-	-	-	-	-	-	-	-	-	-	-	-
214-224, 227	Others	811	1	550	2	559	6	46	1	2,513	-	176	-
*	Other Producers, Makers and Repairers	681	26	218	5	238	18	53	1	5,126	135	306	33
239-290	Transport and Communication	686	74	187	6	135	3	20	-	4,484	34	243	18
256-258	Drivers of self-propelled vehicles	156	8	-	-	-	-	-	-	2,996	24	170	2
254-255	Drivers of horse-drawn vehicles	28	-	-	-	-	-	-	-	515	-	26	-
239-253, 259-290	Others	502	66	187	6	135	3	20	-	973	10	47	16
291-311	Commerce, Finance and Insurance	7,617	2,542	1,594	270	749	98	226	54	17,212	8,057	3,611	2,767
291-292	Proprietors, managing directors and managers in trading and in wholesale or retail businesses	7,325	1,952	1,492	234	692	92	199	34	15,080	6,151	-	-
298	Salesmen and shop assistants	-	-	-	-	-	-	-	-	-	-	2,574	2,197
293-297, 299-311	Others	292	590	102	36	57	6	27	20	2,132	1,906	1,037	570
312-320	Public Administration and Defence	-	-	-	-	-	-	-	-	-	-	-	-
321-357	Professional and Technical	1,026	81	291	30	156	7	24	10	3,285	2,023	41	20
344	Teachers (not music teachers)	19	17	5	9	7	3	-	5	64	181	-	-
321-343, 345-357	Others	1,007	64	286	21	149	4	24	5	3,221	1,842	41	20
366-385	Personal Service	650	807	184	117	126	48	29	43	1,624	3,128	210	308
370-371	Domestic servants	-	-	-	-	-	-	-	-	-	-	-	-
366-369, 372-385	Others	650	807	184	117	126	48	29	43	1,624	3,128	210	308
386-393	Clerks, Typists and Draughtsmen (excluding Civil Service and Local Authority Clerks)	-	-	-	-	-	-	-	-	30	34	68	186
358-365, 394-411	Other Gainful Occupations	224	25	75	7	56	2	17	-	918	158	200	42
401	Unskilled workers (n.e.s.)	-	-	-	-	-	-	-	-	-	-	85	-
‡	Others	224	25	75	7	56	2	17	-	918	158	115	42
	<b>TOTAL</b>	<b>39,730</b>	<b>9,131</b>	<b>4,304</b>	<b>611</b>	<b>2,723</b>	<b>261</b>	<b>801</b>	<b>208</b>	<b>221,246</b>	<b>47,327</b>	<b>146,197</b>	<b>34,416</b>

\* 017-046, 080-093, 111-115, 123-128, 139-151, 164-173, 188-213, 228-238.

‡ 358-365, 394-400, 402-411.

## GROUPS OF OCCUPATIONS AND INDUSTRIAL STATUS

PERSONS AT WORK (contd.)														Code no.
EMPLOYEES						Total at work (Totals of cols. 1-9)	Persons Described as "Out of Work"		Total in Hospitals, etc.		Total Gainfully Occupied			
Managers		Apprentices, Learners and Professional Students		All other Employees										
(7)	(8)	(9)	(10)	(11)	(12)								(13)	
M.	F.	M.	F.	M.	F.	M.	F.	M.	F.	M.	F.	M.	F.	
242	13	542	31	95,127	709	436,505	67,638	6,557	44	1,730	36	444,792	67,718	001-016
-	-	-	-	77,807	325	77,807	325	5,805	33	682	5	84,294	363	006-007
242	13	542	31	17,320	384	358,698	67,313	752	11	1,048	31	360,498	67,355	001-005, 008-016
412	17	4,553	29	20,434	897	31,186	985	1,293	43	266	11	32,745	1,039	047-079
230	35	120	155	3,767	7,565	4,257	7,900	204	212	46	69	4,507	8,181	094-110
60	2	232	34	3,658	2,528	6,326	2,586	257	99	58	26	6,641	2,711	116-122
236	43	598	2,011	2,906	13,877	6,002	19,377	220	454	55	150	6,277	19,981	129-138
-	-	5	927	12	3,015	29	7,155	1	131	-	37	30	7,323	135
236	43	593	1,084	2,894	10,862	5,973	12,222	219	323	55	113	6,247	12,658	129-134, 136-138
1,326	70	620	296	7,911	4,250	10,560	4,784	586	191	76	39	11,222	5,014	152-163
193	2	4,023	40	14,420	357	24,502	418	837	23	155	3	25,494	444	174-187
-	-	3,012	-	9,466	-	17,291	-	590	-	85	-	17,966	-	177
193	2	1,011	40	4,954	357	7,211	418	247	23	70	3	7,528	444	174-176, 178-187
295	8	1,066	-	58,845	-	64,861	18	9,618	-	412	-	74,891	18	214-227
-	-	-	-	20,469	-	20,469	-	3,633	-	147	-	24,249	-	225
-	-	-	-	26,326	-	26,326	-	5,323	-	169	-	31,818	-	226
295	8	1,066	-	12,050	-	18,066	18	662	-	96	-	18,824	18	214-224, 227
1,256	71	3,345	620	23,582	8,764	34,805	9,673	1,277	283	251	117	36,333	10,073	*
1,064	940	77	44	56,775	3,453	63,671	4,572	3,791	79	502	30	67,964	4,681	239-290
-	-	-	-	15,456	47	18,778	81	932	2	150	1	19,860	84	256-258
-	-	-	-	2,280	-	2,849	-	270	-	24	-	3,143	-	254-255
1,064	940	77	44	39,039	3,406	42,044	4,491	2,589	77	328	29	44,961	4,597	239-253, 259-290
5,403	747	2,343	1,416	32,671	22,775	71,426	38,726	1,542	1,003	458	217	73,426	39,946	291-311
4,753	613	-	-	-	-	29,541	9,076	47	9	156	29	29,744	9,114	291-292
-	-	1,943	1,361	16,526	20,127	21,043	23,685	837	874	152	160	22,032	24,719	298
650	134	400	55	16,145	2,648	20,842	5,965	658	120	150	28	21,650	6,113	293-297, 299-311
-	-	-	-	25,934	5,059	25,934	5,059	116	24	335	34	26,385	5,117	312-320
72	22	7,629	4,324	22,723	31,417	35,247	37,934	164	580	396	333	35,807	38,847	321-357
9	2	-	-	5,649	9,200	5,753	9,417	25	103	34	68	5,812	9,588	344
63	20	7,629	4,324	17,074	22,217	29,494	28,517	139	477	362	265	29,995	29,259	321-343, 345-357
356	965	215	503	9,736	68,448	13,130	74,367	741	2,692	158	1,399	14,029	78,458	366-385
-	-	-	-	2,414	54,847	2,414	54,847	189	1,991	25	751	2,624	57,589	370-371
356	965	215	503	7,322	13,601	10,716	19,520	556	701	133	648	11,405	20,869	366-369, 372-385
107	20	108	33	21,379	29,509	21,692	29,782	593	767	196	214	22,481	30,763	386-393
321	55	312	59	52,867	10,461	54,990	10,809	8,319	899	807	149	64,196	11,857	358-365, 394-411
-	-	-	-	34,079	2,824	34,164	2,824	5,251	167	663	42	40,078	3,033	401
321	55	312	59	18,788	7,637	20,826	7,985	3,068	732	224	107	24,118	8,824	†
11,573	3,010	25,783	9,595	452,735	210,069	905,094	314,628	36,115	7,393	5,981	2,827	947,190	324,848	

\* 017-046, 080-093, 111-115, 123-128, 139-151, 164-173, 188-213, 228-238.

† 358-365, 394-400, 402-411.

TABLE 16A - MALES CLASSIFIED BY

Note - The code numbers in this table refer

Code no.	Occupation	Total Gainfully Occupied	MALES AT WORK				
			EMPLOYERS				On own Account
			1-4 Employees	5-9 Employees	10 or more Employees	No. of Employees Not stated	
(1)	(2)	(3)	(4)	(5)	(6)		
<b>001-016</b>	<b>I. Agricultural Occupations</b>	<b>444,792</b>	<b>26,280</b>	<b>942</b>	<b>268</b>	<b>313</b>	<b>172,594</b>
001	Farmers	199,405	26,139	923	252	309	171,055
	1 and under 5 acres	4,385	39	-	-	2	4,342
	5 " " 10 "	12,656	152	-	-	8	12,481
	10 " " 15 "	17,860	232	-	-	1	17,623
	15 " " 30 "	55,653	1,551	-	-	15	54,034
	30 " " 50 "	47,197	3,942	18	9	34	43,134
	50 " " 100 "	38,744	10,008	62	15	94	28,493
	100 " " 200 "	15,885	7,842	234	25	84	7,686
	over 200	4,797	2,223	591	194	52	1,729
	area not stated and under 1 acre	2,228	150	18	9	19	1,533
002-003	Farmers' sons and sons-in-law assisting on home farms	109,174	-	-	-	-	-
004	Farmers' brothers assisting on home farms	21,752	-	-	-	-	-
005	Farmers' other relatives assisting on home farms	9,249	-	-	-	-	-
008-009	Land agents and managers, farm managers, bailiffs and foremen	1,651	-	-	-	-	-
006	Agricultural labourers, living in, employed on farms	18,071	-	-	-	-	-
007	Agricultural labourers, living out, employed on farms	66,223	-	-	-	-	-
010	Gardeners and nurserymen	6,269	94	17	10	1	632
011	Gardeners' labourers	587	-	-	-	-	-
013	Foresters and woodmen	3,745	1	-	-	1	61
014	Turf workers	5,587	7	-	5	-	284
012, 015-016	Other agricultural occupations including agricultural students	3,079	47	2	1	2	562
<b>017</b>	<b>II. Fishermen</b>	<b>2,772</b>	<b>27</b>	<b>2</b>	<b>3</b>	<b>1</b>	<b>1,924</b>
<b>018-025</b>	<b>III. Mining and Quarrying Occupations</b>	<b>3,777</b>	<b>30</b>	<b>17</b>	<b>15</b>	<b>4</b>	<b>66</b>
018-020	Coal mining occupations	1,466	2	1	6	1	3
021-025	Quarrying and other mining occupations	2,311	28	16	9	3	63
<b>026-040</b>	<b>IV. Workers in the Treatment of Non-metalliferous Mining Products (other than coal)</b>	<b>1,874</b>	<b>33</b>	<b>10</b>	<b>9</b>	<b>6</b>	<b>45</b>
026-032	A. Makers of Bricks, Tiles, Pottery and Fireclay Goods	755	12	7	3	1	15
033-036	B. Makers of Glass and Glassware	602	2	2	4	1	5
037-040	C. Makers of other Non-metalliferous Mining Products	517	19	1	2	4	25
<b>041-046</b>	<b>V. Coal-gas and Coke Makers, Workers in Chemical and Allied Trades</b>	<b>979</b>	<b>6</b>	<b>3</b>	<b>19</b>	<b>2</b>	<b>2</b>
041-042	A. Makers of Coal-gas and Coke	304	2	1	-	-	-
043-046	B. Workers in Chemical and Allied Trades	675	4	2	13	2	2

## OCCUPATIONS AND BY INDUSTRIAL STATUS

to the occupations shown in appendix B

MALES AT WORK (contd.)				Total at Work	Males described as "Out of Work"	Total in Hospitals, etc.	Col. 12 as percentage of Cols. 8, 9, 10 and 12	Code no.
Assisting Relatives	Managers	EMPLOYEES						
		Apprentices, Learners and Pro- fessional students	All other Employees					
(7)	(8)	(9)	(10)	(11)	(12)	(13)	(14)	
140,189	242	542	95,127	436,505	6,557	1,730	6.4	001-016
-	-	-	-	198,678	-	727		001
-	-	-	-	4,383	-	2		
-	-	-	-	12,641	-	15		
-	-	-	-	17,856	-	4		
-	-	-	-	55,600	-	53		
-	-	-	-	47,137	-	60		
-	-	-	-	38,672	-	72		
-	-	-	-	15,871	-	14		
-	-	-	-	4,789	-	8		
-	-	-	-	1,729	-	499		
109,013	-	-	-	109,013	-	161		002-003
21,720	-	-	-	21,720	-	32		004
9,244	-	-	-	9,244	-	5		005
31	226	-	1,367	1,624	19	8	1.2	008-009
-	-	-	18,015	18,015	34	22	0.2	006
-	-	-	59,792	59,792	5,771	660	8.8	007
76	4	29	5,064	5,927	281	61	5.2	010
10	-	-	551	561	24	2	4.2	011
9	2	26	3,561	3,661	67	17	1.8	013
62	2	-	4,906	5,266	303	18	5.8	014
24	8	487	1,871	3,004	58	17	2.4	012, 015-016
61	8	-	631	2,657	86	29	11.9	017
20	60	-	3,346	3,558	202	17	5.6	018-025
6	15	-	1,373	1,407	51	8	3.5	018-020
14	45	-	1,973	2,151	151	9	7.0	021-025
15	87	76	1,511	1,792	73	9	4.2	026-040
3	35	17	624	717	34	4	4.8	026-032
5	24	51	481	575	23	4	4.0	033-036
7	28	8	406	500	16	1	3.5	037-040
-	200	8	713	947	22	10	2.3	041-046
-	21	-	270	294	9	1	3.0	041-042
-	179	8	443	653	13	9	2.0	043-046

TABLE 16 A (contd.) - MALES CLASSIFIED BY

Code no.	Occupation	Total Gainfully Occupied	MALES AT WORK				On own Account
			EMPLOYERS				
			1 - 4 Employees	5 - 9 Employees	10 or more Employees	No. of Employees not stated	
(1)	(2)	(3)	(4)	(5)	(6)		
047-093	VI. Workers in Metal Manufacture, Engineering and Allied Trades	41,560	747	99	90	29	5,391
047-079	A. WORKERS IN METALS (other than precious metals) AND IN ENGINEERING TRADES	32,745	963	52	62	15	4,604
047	Employers and managers	578	31	52	62	15	-
048	Foremen and overlookers	537	-	-	-	-	-
051-053	Foundry workers	1,524	4	-	-	-	8
054-055	Blacksmiths and other skilled smithy and forge workers	4,125	237	-	-	-	2,210
056-057	Sheet iron and sheet metal workers, tinsmiths and coppersmiths	1,699	16	-	-	-	814
058-059	Boilermakers, platers, shipwrights, riveters and caulkers	611	-	-	-	-	10
061-064	Metal machinists	819	4	-	-	-	3
065	Precision fitters, tool-makers, machine tool fitters and gunsmiths	494	3	-	-	-	13
066	Machine erectors, millwrights and maintenance engineers	1,073	14	-	-	-	30
067	Fitters and fitter-assemblers (not elsewhere specified)	4,900	16	-	-	-	83
068	Cycle makers, fitters and mechanics	756	10	-	-	-	228
069	Mechanics (not elsewhere specified)	1,178	3	-	-	-	78
070	Motor and motor cycle mechanics	7,535	98	-	-	-	464
071-072	Metal finishers	339	5	-	-	-	8
073	Plumbers and gas fitters	2,641	104	-	-	-	557
075	Welders and cutters (oxyacetylene or electric)	713	5	-	-	-	16
076	Constructional engineers, (not professional) steel erectors and structural iron workers	372	5	-	-	-	6
049-050, 077, 079	Other skilled workers	1,510	8	-	-	-	76
060, 074, 078	Boiler makers', platers', riveters', plumbers', mechanics', fitters' and millwrights' labourers	1,341	-	-	-	-	-
080-082	B. WORKERS IN PRECIOUS METALS	221	11	7	4	-	11
083-089	C. ELECTRICAL APPARATUS MAKERS AND FITTERS AND ELECTRICIANS	7,964	150	37	22	13	592
083-084	Employers, managers, foremen and overlookers	492	38	37	22	13	-
085	Radio and radar mechanics	458	19	-	-	-	80
086	Electrical fitters	943	22	-	-	-	58
087	Electricians	3,867	71	-	-	-	449
088	Linemen and cable jointers	1,528	-	-	-	-	-
089	Other skilled workers	676	-	-	-	-	5
090-093	D. WATCH, CLOCK AND SCIENTIFIC AND SURGICAL INSTRUMENT MAKERS	630	23	3	2	1	184

## OCCUPATIONS AND BY INDUSTRIAL STATUS

MALES AT WORK (contd.)				Total at Work	Males described as "Out of Work"	Total in Hospitals, etc.	Col. 12 as percentage of Cols. 8, 9, 10 and 12	Code no.
Assisting Relatives	Managers	EMPLOYEES						
		Apprentices, Learners and Pro- fessional students	All other Employees					
(7)	(8)	(9)	(10)	(11)	(12)	(13)	(14)	
523	555	5,938	26,343	39,715	1,524	321	4.4	047-093
491	412	4,553	20,434	31,186	1,293	266	4.8	047-079
-	412	-	-	572	3	3	0.7	047
-	-	-	533	533	3	1	0.6	048
3	-	91	1,333	1,439	68	17	4.6	051-053
254	-	186	1,107	3,994	105	26	7.5	054-055
57	-	178	571	1,636	48	15	6.0	056-057
-	-	62	501	573	36	2	6.0	058-059
1	-	89	681	778	31	10	3.9	061-064
-	-	65	391	472	18	4	3.8	065
1	-	73	921	1,039	23	11	2.3	066
6	-	837	3,749	4,691	174	35	3.7	067
16	-	69	366	689	57	10	11.6	068
10	-	221	808	1,120	45	13	4.2	069
110	-	1,987	4,521	7,180	293	62	4.3	070
2	-	15	281	311	28	-	8.6	071-072
20	-	449	1,381	2,511	104	26	5.4	073
1	-	110	529	661	45	7	6.6	075
1	-	34	295	341	30	1	8.4	076
6	-	87	1,218	1,395	97	18	6.9	049-050, 077,079
3	-	-	1,248	1,251	85	5	6.4	060,074, 078
1	13	49	112	208	11	2	5.9	080-082
23	123	1,254	5,511	7,725	194	45	2.7	083-089
-	123	-	255	488	2	2	0.5	083-084
4	-	63	274	440	15	3	4.3	085
2	-	89	744	915	25	3	2.9	086
17	-	910	2,283	3,730	111	26	3.4	087
-	-	120	1,379	1,499	23	6	1.5	088
-	-	72	576	653	18	5	2.7	089
8	7	82	286	596	26	8	6.5	090-093

TABLE 16A (contd.) - MALES CLASSIFIED BY

Code no.	Occupation	Total Gainfully Occupied	MALES AT WORK				On own Account
			EMPLOYERS				
			1 - 4 Employees	5 - 9 Employees	10 or more Employees	No. of Employees not stated	
(1)	(2)	(3)	(4)	(5)	(6)		
<b>094-110</b>	<b>VII. Textile Workers</b>	<b>4,507</b>	<b>29</b>	<b>11</b>	<b>44</b>	<b>10</b>	<b>36</b>
094-095	Employers, managers, foremen and overlookers	529	14	11	44	10	-
096	Sorters, washers, openers, blenders, grinders, breakers and scutchers	446	5	-	-	-	8
097-099	Spinners, piecers, doublers, twistors, carders, combers and other skilled preparing-room workers	510	-	-	-	-	2
101-102	Weavers	712	1	-	-	-	15
103	Hosiery frame tenters and knitters (hand or machine)	423	-	-	-	-	2
106-109	Workers in bleaching, dyeing and finishing	538	1	-	-	-	1
100, 104-105, 110	Other skilled workers	1,349	8	-	-	-	8
<b>111-128</b>	<b>VIII. Tanners, Leather Goods Makers and Fur Dressers</b>	<b>8,589</b>	<b>248</b>	<b>20</b>	<b>31</b>	<b>3</b>	<b>2,566</b>
111-115	A. LEATHER TANNERS AND DRESSERS, FELLMONGERS AND FUR DRESSERS	854	3	3	9	-	10
116-122	B. BOOT AND SHOE MAKERS	6,641	188	11	14	3	2,048
116-117	Employers, managers, foremen and overlookers	229	5	11	14	3	-
118	Boot and shoe repairers and makers (not factory)	3,243	180	-	-	-	2,046
119-122	Boot and shoe makers (factory)	3,169	3	-	-	-	2
123-128	C. MAKERS OF LEATHER OR SUBSTITUTE GOODS (not clothing)	1,094	57	6	8	-	508
125	Saddlers and harness makers	841	52	-	-	-	495
123-124, 126-128	Other skilled workers	253	5	6	8	-	13
<b>129-151</b>	<b>IX. Makers of Textile Goods and Articles (not boots or shoes)</b>	<b>7,799</b>	<b>401</b>	<b>71</b>	<b>161</b>	<b>17</b>	<b>1,702</b>
129-138	A. GARMENT MAKERS	6,277	353	52	139	14	1,582
129-130	Employers, managers, foremen and overlookers	514	12	52	139	14	-
131-132	Cutters	728	4	-	-	-	10
133	Tailors	4,016	329	-	-	-	1,548
136-137	Machinists and pressers	762	-	-	-	-	3
134-135, 138	Other skilled workers	257	8	-	-	-	21
143-146	C. UPHOLSTERS, COACH TRIMMERS, BEDDING AND MATTRESS MAKERS	1,103	36	14	14	-	111
139-142, 147-151	B. & D. OTHER MAKERS	419	12	5	8	3	9
<b>152-173</b>	<b>X. Makers of Foods, Drinks and Tobacco</b>	<b>12,872</b>	<b>168</b>	<b>90</b>	<b>141</b>	<b>27</b>	<b>198</b>
152-163	A. MAKERS OF FOODS	11,222	163	81	109	19	195
152-153	Employers, managers, foremen and overlookers	1,971	41	81	109	19	-
154	Grain millers	791	30	-	-	-	45
155	Bakers, pastry cooks and biscuit makers	4,166	72	-	-	-	120

## OCCUPATIONS AND BY INDUSTRIAL STATUS

MALES AT WORK (contd.)				Total at Work	Males described as "Out of Work"	Total in Hospitals, etc.	Col. 12 as percentage of Cols. 8, 9, 10, and 12	Code no.
Assisting Relatives	Managers	EMPLOYEES						
		Apprentices, Learners and Pro- fessional students	All other Employees					
(7)	(8)	(9)	(10)	(11)	(12)	(13)	(14)	
10	230	120	3,767	4,257	204	46	4.7	094-110
4	230	-	209	522	3	4	0.7	094-095
4	-	-	356	373	73	-	17.0	096
-	-	-	480	482	28	-	5.5	097-099
-	-	39	627	682	24	6	3.5	101-102
-	-	23	383	408	12	3	2.9	103
1	-	15	505	523	13	2	2.4	106-109
1	-	43	1,207	1,267	51	31	3.9	100 104-105, 110
145	108	297	4,769	8,187	327	75	5.9	111-128
1	32	10	752	820	31	3	3.8	111-115
112	60	232	3,658	6,326	257	58	6.1	116-122
-	60	-	132	225	3	1	1.5	116-117
110	-	158	592	3,086	120	37	13.8	118
2	-	74	2,934	3,015	134	20	4.3	119-122
32	16	55	359	1,041	39	14	8.3	123-128
29	-	34	193	803	27	11	10.6	125
3	16	21	166	238	12	3	5.6	123-124, 126-128
130	297	815	3,849	7,443	290	66	5.5	129-151
122	236	598	2,906	6,002	220	55	5.6	129-138
-	236	-	56	509	2	3	0.7	129-130
6	-	140	545	705	17	6	2.4	131-132
112	-	373	1,460	3,822	154	40	7.8	133
3	-	55	661	722	35	5	4.7	136-137
1	-	30	184	244	12	1	5.3	134-135, 138
6	25	173	664	1,043	54	6	5.9	143-146
2	36	44	279	398	16	5	4.3	139-142, 147-151
143	1,534	631	9,224	12,156	632	84	5.3	152-173
136	1,326	620	7,911	10,560	586	76	5.6	152-163
2	1,326	-	363	1,941	19	11	1.1	152-153
25	-	31	624	755	27	9	4.0	154
83	-	485	3,161	3,921	223	22	5.8	155

TABLE 16A (contd.) - MALES CLASSIFIED BY

Code no.	Occupation	Total Gainfully Occupied	MALES AT WORK				On own Account
			EMPLOYERS				
			1 - 4 Employees	5 - 9 Employees	10 or more Employees	No. of Employees not stated	
(1)	(2)	(3)	(4)	(5)	(6)		
	<b>X. Makers of Foods, Drinks and Tobacco (contd.)</b>						
	<b>A. MAKERS OF FOODS (contd.)</b>						
156	Milk processors, makers of dairy products and creamery workers	1,057	1	-	-	-	3
157-159	Sugar, sweet, jam and jelly boilers and sugar confectionery makers	328	8	-	-	-	9
161	Slaughterhouse workers	919	6	-	-	-	11
160,	Other skilled workers	1,990	5	-	-	-	7
162-163							
164-168	<b>B. MAKERS OF DRINKS</b>	1,204	5	9	29	8	1
164-165	Employers, managers, foremen and overlookers	403	4	9	29	8	-
166	Maltsters	269	-	-	-	-	-
167-168	Other skilled workers	532	1	-	-	-	1
169-173	<b>C. MAKERS OF TOBACCO AND SNUFF</b>	446	-	-	3	-	2
174-187	<b>XI. Workers in Wood and Furniture</b>	25,494	451	56	68	12	4,997
174-175	Employers, managers, foremen and overlookers	687	46	56	68	12	-
176	Cabinet makers	1,603	43	-	-	-	234
177	Carpenters and joiners	17,966	274	-	-	-	4,326
178	Coach, carriage, van and cart builders, cartwrights and wheelwrights	1,329	44	-	-	-	160
179	Coopers, hoop makers and benders	515	4	-	-	-	47
183-184	Sawyers, wood turners and woodcutting machinists	1,917	20	-	-	-	55
185	French polishers	321	2	-	-	-	35
180-182, 186-187	Other skilled workers	1,156	18	-	-	-	140
188-209	<b>XII. Makers of and Workers in Paper and Paperboard, Printers and Bookbinders</b>	4,756	60	44	45	9	68
188-191	<b>A. MAKERS OF PAPER AND PAPERBOARD</b>	255	-	3	1	-	1
192-197	<b>B. MAKERS OF STATIONERY, BAGS AND BOXES</b>	376	3	8	4	-	1
198-209	<b>C. PRINTERS AND BOOKBINDERS</b>	4,125	57	33	40	9	66
198-199	Employers, managers, foremen and overlookers	462	16	33	40	9	-
200	Compositors (hand or machine) and monotype or linotype operators	1,459	11	-	-	-	13
201	Printers (so returned)	615	23	-	-	-	40
202-204	Stereotypers, electrotypers, process engravers, photographers, lithographic artists and transferers	334	1	-	-	-	7
205-206	Letterpress or litho printing machine minders, setters and assistants	635	2	-	-	-	2
208	Bookbinders	247	3	-	-	-	2
207,209	Other skilled workers	373	1	-	-	-	2
210-213	<b>XIII. Workers in Rubber</b>	647	3	1	-	-	2

## OCCUPATIONS AND BY INDUSTRIAL STATUS

MALES AT WORK (contd.)				Total at Work	Males described as 'Out of Work'.	Total in Hospitals, etc.	Col. 12 as percentage of Cols. 8, 9, 10 and 12	Code no.
Assisting Relatives	Managers	EMPLOYEES						
		Apprentices, Learners and Pro- fessional students	All other Employees					
(7)	(8)	(9)	(10)	(11)	(12)	(13)	(14)	
1	-	4	997	1,006	42	9	4.0	156
6	-	30	254	307	17	4	5.6	157-159
10	-	31	763	821	93	5	10.5	161
9	-	39	1,749	1,809	165	16	8.4	160, 162-163
6	161	9	934	1,162	37	5	3.2	164-168
-	161	-	191	402	1	-	0.3	164-165
-	-	-	248	248	19	2	7.1	166
6	-	9	495	512	17	3	3.3	167-168
1	47	2	379	434	9	3	2.1	169-173
<b>282</b>	<b>193</b>	<b>4,023</b>	<b>14,420</b>	<b>24,502</b>	<b>837</b>	<b>155</b>	<b>4.3</b>	<b>174-187</b>
-	193	-	307	682	1	4	0.2	174-175
16	-	400	858	1,551	43	9	3.3	176
213	-	3,012	9,466	17,291	590	85	4.5	177
16	-	168	888	1,276	40	13	3.6	178
3	-	49	393	496	13	6	2.9	179
19	-	209	1,519	1,822	85	10	4.7	183-184
-	-	60	203	300	18	3	6.4	185
15	-	125	786	1,084	47	25	4.9	180-182, 186-187
<b>22</b>	<b>309</b>	<b>759</b>	<b>3,332</b>	<b>4,648</b>	<b>66</b>	<b>42</b>	<b>1.5</b>	<b>188-209</b>
-	21	9	214	249	4	2	1.6	188-191
1	31	26	292	366	8	2	2.2	192-197
21	257	724	2,826	4,033	54	38	1.4	198-209
-	257	-	105	460	-	2	-	198-199
8	-	239	1,150	1,421	25	13	1.8	200
5	-	281	249	598	9	8	1.7	201
3	-	51	270	332	1	1	0.3	202-204
4	-	74	541	623	8	4	1.3	205-206
-	-	45	190	240	3	4	1.3	208
1	-	34	321	359	8	6	2.2	207, 209
-	<b>27</b>	<b>17</b>	<b>573</b>	<b>623</b>	<b>21</b>	<b>3</b>	<b>3.3</b>	<b>210-213</b>

TABLE 16A (contd.) - MALES CLASSIFIED BY

Code no.	Occupation	Total Gainfully Occupied	MALES AT WORK				On own Account
			EMPLOYERS				
			1 - 4 Employees	5 - 9 Employees	10 or more Employees	No. of Employees not stated	
(1)	(2)	(3)	(4)	(5)	(6)		
<b>214-227</b>	<b>XIV. Workers in Building and Contracting</b>	<b>74,891</b>	<b>811</b>	<b>550</b>	<b>559</b>	<b>46</b>	<b>2,513</b>
214	Employers and managers	1,779	323	550	559	46	-
215-216	Foremen, overlookers and clerks of works	3,482	-	-	-	-	-
217	Builders (so returned)	1,301	366	-	-	-	641
218	Bricklayers	2,061	13	-	-	-	94
219	Plasterers	3,980	36	-	-	-	545
221	Masons and stone-cutters	2,958	39	-	-	-	864
223	Platelayers	1,781	-	-	-	-	-
220, 222, 224, 227	Other skilled workers	1,482	34	-	-	-	369
225	Builders', bricklayers', plasterers' and masons' labourers	24,249	-	-	-	-	-
226	Contractors' labourers, road workers, navvies, etc.	31,818	-	-	-	-	-
<b>228-232</b>	<b>XV. Painters and Decorators</b>	<b>6,526</b>	<b>195</b>	<b>51</b>	<b>32</b>	<b>6</b>	<b>1,470</b>
<b>233-238</b>	<b>XVI. Other Producers, Makers and Repairers</b>	<b>1,067</b>	<b>30</b>	<b>6</b>	<b>22</b>	<b>-</b>	<b>121</b>
<b>239-290</b>	<b>XVII. Persons Employed in Transport and Communication</b>	<b>67,964</b>	<b>686</b>	<b>187</b>	<b>135</b>	<b>20</b>	<b>4,484</b>
239-249	A. RAILWAY WORKERS	7,581	-	-	-	-	-
239	Station masters, yard masters, passenger and goods agents and railway officials other than clerks	670	-	-	-	-	-
240	Locomotive engine drivers	888	-	-	-	-	-
241	Locomotive engine firemen	812	-	-	-	-	-
242	Locomotive running shed workers and cleaners	663	-	-	-	-	-
243	Guards	352	-	-	-	-	-
244	Signalmen	615	-	-	-	-	-
245	Shunters, pointsmen and level crossing men	379	-	-	-	-	-
246	Ticket collectors and examiners	137	-	-	-	-	-
247	Porters and lampmen	1,973	-	-	-	-	-
248	Checkers (not ticket checkers)	519	-	-	-	-	-
249	Others	573	-	-	-	-	-
250-262	B. ROAD TRANSPORT WORKERS	31,687	648	182	129	16	4,425
250	Bus and car and coach hire proprietors and managers	517	33	5	-	2	437
251	Haulage and cartage contractors and managers	576	141	32	20	4	288
252	Garage proprietors and managers	907	290	145	109	10	147
253	Inspectors, superintendents and foremen	410	-	-	-	-	-
254-255	Drivers of horse-drawn vehicles	3,143	28	-	-	-	515
256	Drivers of buses and coaches	2,162	3	-	-	-	3
257	Drivers of other self-propelled passenger vehicles	4,381	53	-	-	-	1,970
258	Drivers of self-propelled goods vehicles and tractors (not agricultural)	13,317	100	-	-	-	1,023

## OCCUPATIONS AND BY INDUSTRIAL STATUS

MALES AT WORK (contd.)				Total at Work	Males described as "Out of Work"	Total in Hospitals, etc.	Col. 12 as percentage of Cols. 8, 9, 10 and 12	Code no.
Assisting Relatives	Managers	EMPLOYEES						
		Apprentices, Learners and Pro- fessional students	All other Employees					
(7)	(8)	(9)	(10)	(11)	(12)	(13)	(14)	
176	295	1,066	58,845	64,861	9,618	412	13.8	214-227
-	295	-	-	1,773	1	5	0.3	214
8	-	-	3,367	3,375	92	15	2.7	215-216
83	-	86	106	1,282	15	4	7.2	217
5	-	226	1,631	1,969	74	18	3.8	218
24	-	445	2,741	3,791	169	20	5.0	219
35	-	178	1,651	2,767	180	11	9.0	221
-	-	-	1,730	1,730	39	12	2.2	223
21	-	131	824	1,379	92	11	8.8	220, 222, 224, 227
-	-	-	20,469	20,469	3,633	147	15.1	225
-	-	-	26,326	26,326	5,323	169	16.8	226
97	41	679	3,559	6,130	353	43	7.6	228-232
11	64	128	641	1,023	37	7	4.3	233-238
243	1,064	77	56,775	63,671	3,791	502	6.1	239-290
-	29	-	7,324	7,353	176	52	2.3	239-249
-	29	-	637	666	1	3	0.1	239
-	-	-	881	881	4	3	0.5	240
-	-	-	797	797	13	2	1.6	241
-	-	-	639	639	22	2	3.3	242
-	-	-	349	349	2	1	0.6	243
-	-	-	610	610	1	4	0.2	244
-	-	-	369	369	4	6	1.1	245
-	-	-	134	134	3	-	2.2	246
-	-	-	1,878	1,878	78	17	4.0	247
-	-	-	508	508	6	5	1.2	248
-	-	-	522	522	42	9	7.4	249
231	329	-	24,002	29,962	1,501	224	5.8	250-262
-	37	-	-	514	1	2	2.6	250
-	91	-	-	576	-	-	-	251
-	201	-	-	902	2	3	1.0	252
-	-	-	409	409	-	1	-	253
26	-	-	2,280	2,849	270	24	10.6	254-255
2	-	-	2,111	2,119	26	17	1.2	256
61	-	-	2,064	4,148	206	27	9.1	257
107	-	-	11,281	12,511	700	106	5.8	258

TABLE 16A (contd.) - MALES CLASSIFIED BY

Code no.	Occupation	Total Gainfully Occupied	MALES AT WORK				On own Account
			EMPLOYERS				
			1 - 4 Employees	5 - 9 Employees	10 or more Employees	No. of Employees not stated	
(1)	(2)	(3)	(4)	(5)	(6)		
	<b>Persons Employed in Transport and Communication (contd.)</b>						
	<b>B. ROAD TRANSPORT WORKERS (contd.)</b>						
259	Lorry drivers' helpers and mates	3,599	-	-	-	-	-
260	Bus conductors	2,057	-	-	-	-	-
261	Grooms and horsekeepers	396	-	-	-	-	-
262	Others	222	-	-	-	-	42
263-275	<b>C. WATER TRANSPORT WORKERS</b>	8,995	20	3	5	4	59
263-264	Ship owners, managers, brokers, agents, marine superintendents and harbour, dock and canal officials	296	9	3	3	2	17
266-267	Engineering, navigating and radio officers and pilots	681	-	-	-	-	-
268	Petty officers, seamen and deck hands	1,529	-	-	-	-	-
269	Firemen, trimmers, greasers and donkeymen	278	-	-	-	-	-
270	Pursers, stewards and domestic staff	271	-	-	-	-	-
271	Bargemen, boatmen and tugmen	404	9	-	-	-	42
272	Lighthousemen and crews of lightships	201	-	-	-	-	-
273	Dock labourers and lightermen	4,952	-	-	-	-	-
265, 274-275	Others	383	2	-	2	2	-
276-281	<b>D. AIR TRANSPORT WORKERS</b>	529	-	-	-	-	-
282-290	<b>E. OTHER WORKERS IN TRANSPORT AND COMMUNICATION</b>	19,172	18	2	1	-	-
282	Employers and managers	573	18	2	1	-	-
284	Postmen, post office sorters and post office assistants	7,333	-	-	-	-	-
285-287	Radio operators (n.e.s.) and telephone and other telegraph operators	602	-	-	-	-	-
288	Messengers	7,409	-	-	-	-	-
289	Porters and lift attendants	2,905	-	-	-	-	-
283, 290	Others	350	-	-	-	-	-
<b>291-311</b>	<b>XVIII. Commercial, Finance and Insurance Occupations</b>	<b>73,426</b>	<b>7,617</b>	<b>1,594</b>	<b>749</b>	<b>226</b>	<b>17,212</b>
291-303	<b>A. COMMERCIAL OCCUPATIONS</b>	68,037	7,410	1,507	700	200	16,941
291	Proprietors, managing directors and managers in trading and, in wholesale or retail businesses (excluding publicans)	24,748	5,727	1,286	661	180	12,308
292	Publicans	4,996	1,598	206	31	19	2,772
293	Brokers, agents and factors	1,038	76	10	6	1	354
294	Buyers	633	-	-	-	-	51
296	Commercial travellers	4,466	-	-	-	-	351
298	Salesmen and shop assistants	22,032	-	-	-	-	-
299	Barmen	5,036	-	-	-	-	-
300	Roundsmen and van salesmen	3,055	-	-	-	-	198
301-302	Hawkers and newspaper sellers	1,008	-	-	-	-	835
295, 297, 303	Others	1,025	9	5	2	-	72

OCCUPATIONS AND BY INDUSTRIAL STATUS

MALES AT WORK (contd.)				Total at Work	Males described as "Out of Work"	Total in Hospitals, etc.	Col. 12 as percentage of Cols. 8, 9, 10 and 12	Code no.
Assisting Relatives	Managers	EMPLOYEES						
		Apprentices, Learners and Professional students	All other Employees					
(7)	(8)	(9)	(10)	(11)	(12)	(13)	(14)	
34	-	-	3,322	3,356	228	15	6.4	259
-	-	-	1,999	1,999	36	22	1.8	260
1	-	-	365	366	25	5	6.4	261
-	-	-	171	213	7	2	3.9	262
12	116	16	7,700	7,935	970	90	11.0	263-275
-	112	-	145	291	5	-	1.9	263-264
-	-	7	651	658	15	8	2.2	266-267
-	-	5	1,333	1,338	167	24	11.1	268
-	-	-	251	251	24	3	8.7	269
-	-	-	252	252	18	1	6.7	270
10	-	-	324	385	16	3	4.7	271
-	-	2	197	199	-	2	-	272
-	-	-	4,192	4,192	714	46	14.6	273
2	4	2	355	369	11	3	3.0	265, 274-275
-	38	-	471	509	18	2	3.4	276-281
-	552	61	17,278	17,912	1,126	134	5.9	282-290
-	552	-	-	573	-	-	-	282
-	-	42	6,964	7,006	271	56	3.7	284
-	-	19	557	576	21	5	3.5	285-287
-	-	-	6,775	6,775	592	42	8.0	288
-	-	-	2,637	2,637	241	27	8.4	289
-	-	-	345	345	1	4	0.3	283, 290
3,611	5,403	2,343	32,671	71,426	1,542	458	3.7	291-311
3,593	4,845	2,316	28,643	66,155	1,457	425	3.9	291-303
-	4,407	-	-	24,569	38	141	0.9	291
-	346	-	-	4,972	9	15	2.5	292
17	8	-	552	1,024	8	6	1.4	293
33	-	-	533	617	12	4	2.2	294
17	-	10	3,947	4,325	105	36	2.6	296
2,574	-	1,943	16,526	21,043	837	152	4.3	298
858	-	327	3,518	4,703	289	44	7.0	299
52	-	-	2,687	2,937	107	11	3.8	300
31	-	-	109	975	24	9	18.0	301-302
11	84	36	771	990	28	7	3.0	295, 297, 303

TABLE 16A (contd.) - MALES CLASSIFIED BY

Code no.	Occupation	Total Gainfully Occupied	MALES AT WORK				On own Account
			EMPLOYERS				
			1 - 4 Employees	5 - 9 Employees	10 or more Employees	No. of Employees not stated	
(1)	(2)	(3)	(4)	(5)	(6)		
	<b>XVIII. Commercial, Finance and Insurance Occupations (contd.)</b>						
304-311	<b>B. FINANCE AND INSURANCE OCCUPATIONS</b>	5,389	207	87	49	26	271
305	Bankers, bank managers and inspectors	750	-	-	-	-	-
307	Insurance managers, underwriters and brokers	916	21	4	1	2	33
308	Insurance agents and canvassers	2,619	-	-	-	-	-
309	Auctioneers, appraisers, estate agents and valuers	594	129	39	16	3	179
304, 306, 310-311	Others	510	57	44	32	21	59
312-320	<b>XIX. Persons Employed in Public Administration and Defence (excluding professional occupations)</b>	26,385	-	-	-	-	-
312-313	Civil service officials and clerks, etc.	7,953	-	-	-	-	-
320	Local authority officials and clerks, etc.	3,226	-	-	-	-	-
314-315	Civic guard	6,951	-	-	-	-	-
316	Army-commissioned officers	1,057	-	-	-	-	-
317	Army - others	6,541	-	-	-	-	-
318-319	Other defence	657	-	-	-	-	-
321-357	<b>XX. Professional and Technical Occupations</b>	35,807	1,026	291	156	24	3,285
	Professed clergymen (including itinerant preachers)	5,998	-	-	-	-	-
321	Catholic	5,101	-	-	-	-	-
322-327, 332	Other religious denominations (including itinerant preachers)	897	-	-	-	-	-
328	Christian brothers and other monks	1,625	-	-	-	-	-
329	Religious lay brothers	654	-	-	-	-	-
330-331	Theological students	3,165	-	-	-	-	-
333	Judges, district justices and barristers	363	11	-	-	-	238
334	Solicitors	1,466	502	149	48	6	385
335	Physicians, surgeons and registered medical practitioners	2,422	66	5	5	2	1,165
336	Dental practitioners	496	100	10	-	4	331
337	Veterinary surgeons and practitioners	478	38	3	-	1	244
338-340	Nurses, probationer nurses and mental attendants	1,985	2	2	-	-	15
344	Teachers (not music teachers)	5,812	19	5	7	-	64
346	Architects	481	71	20	10	4	86
347	Civil and structural engineers and surveyors	1,682	25	20	16	1	121
348	Mechanical and electrical engineers	428	7	1	5	-	25
349	Accountants	1,386	126	62	60	5	163
350	Analytical and research chemists, assayers and metallurgists	255	1	-	1	-	5

## OCCUPATIONS AND BY INDUSTRIAL STATUS

MALES AT WORK (contd.)				Total at Work	Males described as "Out of Work"	Total in Hospitals, etc.	Col. 12 as percentage of Cols. 8, 9, 10 and 12	Code no.
Assisting Relatives	Managers	EMPLOYEES						
		Apprentices, Learners and Pro- fessional students	All other Employees					
(7)	(8)	(9)	(10)	(11)	(12)	(13)	(14)	
18	558	27	4,028	5,271	85	33	1.8	304-311
-	250	-	495	745	1	4	0.1	305
-	120	-	731	912	2	2	0.2	307
-	-	-	2,524	2,524	76	19	2.9	308
17	12	17	173	585	4	5	1.9	309
1	176	10	105	505	2	3	0.7	304, 306, 310-311
-	-	-	25,934	25,934	116	335	0.4	312-320
-	-	-	7,867	7,867	28	58	0.4	312-313
-	-	-	3,154	3,154	60	12	1.9	320
-	-	-	6,895	6,895	4	52	0.1	314-315
-	-	-	1,049	1,049	-	8	-	316
-	-	-	6,316	6,316	22	203	0.3	317
-	-	-	653	653	2	2	0.3	318-319
41	72	7,629	22,723	35,247	164	396	0.5	321-357
-	-	-	5,821	5,821	-	177	-	
-	-	-	4,929	4,929	-	172	-	321
-	-	-	892	892	-	5	-	322-327, 332
-	-	-	1,611	1,611	-	14	-	328
-	-	-	649	649	-	5	-	329
-	-	3,135	-	3,135	-	30	-	330-331
1	-	-	112	362	1	-	0.9	333
14	9	-	343	1,456	3	7	0.8	334
2	5	-	1,133	2,383	18	21	1.6	335
-	-	-	45	490	2	4	4.3	336
-	1	-	187	474	3	1	1.6	337
-	-	-	1,930	1,949	18	18	0.9	338-340
-	9	-	5,649	5,753	25	34	0.4	344
-	1	-	287	479	-	2	-	346
3	8	-	1,458	1,652	18	12	1.2	347
3	11	-	369	421	5	2	1.3	348
4	6	-	947	1,373	5	8	0.5	349
-	2	-	232	241	11	3	4.5	350

TABLE 16A (contd.) - MALES CLASSIFIED BY

Code no.	Occupation	Total Gainfully Occupied	MALES AT WORK				On own Account
			EMPLOYERS				
			1 - 4 Employees	5 - 9 Employees	10 or more Employees	No. of Employees not stated	
(1)	(2)	(3)	(4)	(5)	(6)		
<b>XX. Professional and Technical Occupations (contd.)</b>							
352	Articled clerks and pupils and other professional students	4,528	-	-	-	-	-
353	Authors, editors and journalists	772	2	4	1	-	141
341-343, 345,351, 354-357	Others	1,811	56	10	3	1	302
<b>XXI. Persons Engaged in Entertainment and Sport</b>							
358-365		<b>5,392</b>	<b>215</b>	<b>70</b>	<b>52</b>	<b>16</b>	<b>784</b>
358	Proprietors, managers and lessees of theatres, etc. and proprietors of other entertainment and sport	487	37	31	32	11	90
360	Actors, variety artists and entertainers	287	1	-	-	-	75
361	Musicians	648	6	12	-	-	174
362	Cinematograph operators	568	2	-	-	-	5
363	Race horse and greyhound trainers, jockeys, stable lads and kennel attendants	1,390	26	11	13	4	134
364	Bookmakers (including clerks)	1,033	135	16	7	1	227
359,365	Others	979	8	-	-	-	79
<b>XXII. Persons Engaged in Personal Service</b>							
366-385		<b>14,029</b>	<b>650</b>	<b>184</b>	<b>126</b>	<b>29</b>	<b>1,624</b>
366-368	Proprietors and managers of hotels and restaurants and lodging and boarding-house keepers	1,387	344	138	96	28	419
369	Waiters	1,157	-	-	-	-	-
370	Domestic servants, living in	1,524	-	-	-	-	-
371	Domestic servants, living out	1,100	-	-	-	-	-
372	Barbers, hairdressers, manicurists and chiropodists	1,730	221	24	8	-	672
373	Hall and hotel porters, door keepers and cinema commissionaires	1,767	-	-	-	-	-
374	Hospital or ward orderlies and attendants (excluding mental attendants)	578	-	-	-	-	-
375	Photographers (not printing trade)	350	29	6	4	-	140
376	Church, chapel and cemetery officials	579	-	-	-	-	-
377	Other caretakers and office keepers	1,306	-	-	-	-	-
378	Gamekeepers and game-watchers	279	-	-	-	-	-
379	Office cleaners	326	-	-	-	-	-
380	Laundry workers	182	-	1	4	-	2
381	Dry cleaners and carpet cleaners	163	5	5	3	-	4
382	Window cleaners	264	3	3	-	-	99
383	Chimney sweeps	236	3	1	-	1	188
384	Funeral directors, undertakers and assistants	198	44	6	10	-	79
385	Others	903	1	-	1	-	21

## OCCUPATIONS AND BY INDUSTRIAL STATUS

MALES AT WORK (contd.)				Total at Work	Males described as "Out of Work"	Total in Hospitals, etc.	Col. 12 as percentage of Cols. 8, 9, 10 and 12	Code no.
Assisting Relatives	Managers	EMPLOYEES						
		Apprentices, Learners and Pro- fessional students	All other Employees					
(7)	(8)	(9)	(10)	(11)	(12)	(13)	(14)	
-	-	4,494	-	4,494	-	34	-	352
3	6	-	591	748	16	8	2.6	353
11	14	-	1,359	1,756	39	16	2.8	341-343, 345, 351, 354-357
<b>91</b>	<b>231</b>	<b>221</b>	<b>3,409</b>	<b>5,089</b>	<b>263</b>	<b>40</b>	<b>6.4</b>	<b>358-365</b>
-	222	-	54	477	7	3	2.5	358
16	-	2	174	268	16	3	8.3	360
2	-	-	421	615	28	5	6.2	361
10	-	83	436	536	27	5	4.9	362
15	-	133	992	1,328	50	12	4.3	363
22	9	-	531	948	81	4	13.0	364
26	-	3	801	917	54	8	6.3	359, 365
<b>210</b>	<b>356</b>	<b>215</b>	<b>9,736</b>	<b>13,130</b>	<b>741</b>	<b>158</b>	<b>6.7</b>	<b>366-385</b>
41	284	24	-	1,374	6	7	1.9	366-368
52	-	42	875	969	158	30	14.7	369
-	-	-	1,485	1,485	30	9	2.0	370
-	-	-	929	929	155	16	14.3	371
63	9	93	561	1,651	62	17	8.6	372
-	-	-	1,609	1,609	139	19	8.0	373
-	-	-	535	535	26	17	4.6	374
5	1	18	122	325	22	3	13.5	375
-	-	-	569	569	7	3	1.2	376
-	-	-	1,281	1,281	17	8	1.3	377
-	-	-	270	270	6	3	2.2	378
-	-	-	311	311	13	2	4.0	379
-	27	3	132	169	7	6	4.1	380
1	15	11	108	152	11	-	7.6	381
2	-	-	129	236	22	6	14.6	382
8	-	-	29	230	6	-	17.1	383
13	10	2	30	194	4	-	8.7	384
25	10	22	761	841	50	12	5.9	385

TABLE 16A (contd.) - MALES CLASSIFIED BY

Code no.	Occupation	Total Gainfully Occupied	MALES AT WORK				
			EMPLOYERS				On own Account
			1 - 4 Employees	5 - 9 Employees	10 or more Employees	No. of Employees not stated	
(1)	(2)	(3)	(4)	(5)	(6)		
<b>386-393</b>	<b>XXIII. Clerks, Typists and Draughtsmen (excluding civil service and local authority clerks)</b>	<b>22,481</b>	-	-	-	-	<b>30</b>
386	Heads or managers of commercial or industrial office departments	108	-	-	-	-	-
387	Secretaries and registrars of companies, institutions and charities	578	-	-	-	-	-
388	Costing, estimating and accounting clerks (excluding bank clerks)	4,722	-	-	-	-	21
389	Bank clerks	2,632	-	-	-	-	-
390	Other clerks	13,757	-	-	-	-	-
391	Draughtsmen	513	-	-	-	-	5
392-393	Typists, shorthand-typists and others	171	-	-	-	-	4
<b>394-395</b>	<b>XXIV. Warehousemen, Storekeepers, Packers and Bottlers</b>	<b>9,240</b>	-	-	-	-	-
394	Warehousemen and storekeepers	5,568	-	-	-	-	-
395	Packers, balers, bottlers and other warehouse assistants	3,672	-	-	-	-	-
<b>396-400</b>	<b>XXV. Stationary Engine Drivers, Tractor Drivers and Stokers, etc.</b>	<b>3,592</b>	-	-	-	-	-
396	Stationary engine drivers	647	-	-	-	-	-
397	Crane drivers	347	-	-	-	-	-
398	Drivers of civil engineering plant	750	-	-	-	-	-
399	Boiler firemen and stokers, oilers and greasers of engines (not railway) and machinery	1,764	-	-	-	-	-
400	Others	84	-	-	-	-	-
<b>401-411</b>	<b>XXVI. Other and Undefined Workers, Including Unskilled Workers (n.e.s.)</b>	<b>45,972</b>	<b>9</b>	<b>5</b>	<b>4</b>	<b>1</b>	<b>134</b>
401	Unskilled workers (n.e.s.)	40,078	-	-	-	-	-
402	Watchmen	1,289	-	-	-	-	-
403	Gatekeepers (not level crossing)	197	-	-	-	-	-
404	Drovers	561	-	-	-	-	65
405-406	Workers in the distribution of gas, water and electricity	905	-	-	-	-	-
407-411	All other and undefined workers	2,942	9	5	4	1	69

## OCCUPATIONS AND BY INDUSTRIAL STATUS

MALES AT WORK (contd.)				Total at Work	Males described as "Out of Work"	Total in Hospitals, etc.	Col. 12 as percentage of Cols. 8, 9, 10 and 12	Code no.
Assisting Relatives	Managers	EMPLOYEES						
		Apprentices, Learners and Pro- fessional students	All other Employees					
(7)	(8)	(9)	(10)	(11)	(12)	(13)	(14)	
68	107	108	21,379	21,692	593	196	2.7	386-393
-	107	-	-	107	1	-	0.9	386
-	-	-	574	574	1	3	0.2	387
12	-	14	4,504	4,551	137	34	2.9	388
-	-	-	2,613	2,613	6	13	0.2	389
50	-	43	13,099	13,192	422	143	3.1	390
1	-	49	438	493	17	3	3.4	391
5	-	2	151	162	9	-	5.6	392-393
10	52	59	8,659	8,780	390	70	4.3	394-395
6	50	41	5,258	5,355	171	42	3.1	394
4	2	18	3,401	3,425	219	28	6.0	395
-	-	16	3,419	3,435	135	22	3.8	396-400
-	-	2	626	628	16	3	2.5	396
-	-	2	331	333	12	2	3.5	397
-	-	8	706	714	34	2	4.5	398
-	-	3	1,680	1,683	66	15	3.8	399
-	-	1	76	77	7	-	8.3	400
99	38	16	37,380	37,686	7,531	755	16.7	401-411
85	-	-	34,079	34,164	5,251	663	13.4	401
-	-	-	1,134	1,134	147	8	11.5	402
-	-	-	193	193	3	1	1.5	403
4	-	-	420	489	60	12	12.5	404
-	-	-	872	872	29	4	3.2	405-406
10	38	16	682	834	2,041	67	73.5	407-411

TABLE 16B - FEMALES CLASSIFIED BY

Note - The code numbers in this table refer

Code no.	Occupation	Total Gainfully Occupied	FEMALES AT WORK				
			EMPLOYERS				On own Account
			1 - 4 Employees	5 - 9 Employees	10 or more Employees	No. of Employees not stated	
(1)	(2)	(3)	(4)	(5)	(6)		
001-016	I. Agricultural Occupations	67,718	5,359	142	40	84	30,341
001	Farmers	35,926	5,348	141	39	82	30,297
	1 and under 5 acres	1,181	16	-	-	4	1,161
	5 " " 10 "	3,151	63	-	-	7	3,081
	10 " " 15 "	3,914	109	-	-	1	3,802
	15 " " 30 "	9,769	517	-	-	7	9,244
	30 " " 50 "	7,648	1,003	3	2	9	6,631
	50 " " 100 "	6,502	1,857	9	2	27	4,605
	100 " " 200 "	2,757	1,332	44	4	19	1,358
	over 200 acres	826	422	83	29	7	285
	Area not stated and under 1 acre	178	29	2	2	1	130
002-003	Farmers' daughters and daughters-in-law assisting on home farm	23,721	-	-	-	-	-
004-005	Farmers' other relatives assisting on home farm	7,189	-	-	-	-	-
006-007	Agricultural labourers	363	-	-	-	-	-
008-016	Other agricultural occupations	519	11	1	1	2	44
026-040	IV. Workers in the Treatment of Non-metalliferous Mining Products (other than coal)	438	2	-	1	-	-
041-046	V. Workers in Chemical and Allied Trades	201	-	-	1	-	-
047-093	VI. Workers in Metal Manufacture, Engineering and Allied Trades	1,568	5	-	3	6	21
047-079	A. WORKERS IN METALS (other than precious metals) AND IN ENGINEERING TRADES	1,039	3	-	3	6	16
083-089	C. ELECTRICAL APPARATUS MAKERS AND FITTERS AND ELECTRICIANS	454	-	-	-	-	4
080-082, 090-093	B. & D. WORKERS IN PRECIOUS METALS AND WATCH, CLOCK AND SCIENTIFIC AND SURGICAL INSTRUMENT MAKERS	75	2	-	-	-	1
094-110	VII. Textile Workers	8,181	17	4	6	-	117
097-099	Spinners, piecers, doublers, twistors, carders, combers and other skilled preparing-room workers	801	-	-	-	-	-
100	Winders, warpers, sizers, drawers-in and twistors-in	713	-	-	-	-	-
101-102	Weavers	1,788	-	-	-	-	-
103	Hosiery frame tenters and knitters (hand or machine)	1,980	8	-	-	-	94
106	Lookers, examiners, burlers and menders	678	-	-	-	-	-
107-109	Other skilled workers in bleaching, dyeing and finishing	438	1	-	-	-	-
094-096, 104-105, 110	Other skilled workers	1,774	8	4	6	-	23

## OCCUPATIONS AND BY INDUSTRIAL STATUS

to the occupations shown in Appendix B

FEMALES AT WORK (contd.)				Total at Work	Females described as "Out of Work"	Total in Hospitals, etc.	Col. 12 as percentage of Cols. 8, 9, 10 and 12	Code no.
Assisting Relatives	Managers	EMPLOYEES						
		Apprentices, Learners and Pro- fessional students	All other Employees					
(7)	(8)	(9)	(10)	(11)	(12)	(13)	(14)	
30,919	13	31	709	67,638	44	36	5.5	001-016
-	-	-	-	35,907	-	19		001
-	-	-	-	1,181	-	-		
-	-	-	-	3,158	-	-		
-	-	-	-	3,905	-	2		
-	-	-	-	9,768	-	1		
-	-	-	-	7,648	-	-		
-	-	-	-	6,500	-	2		
-	-	-	-	2,757	-	-		
-	-	-	-	826	-	-		
-	-	-	-	164	-	14		
23,712	-	-	-	23,712	-	9		002-003
7,188	-	-	-	7,188	-	1		004-005
-	-	-	325	325	33	5	9.2	006-007
19	13	31	384	506	11	2	2.5	008-016
-	4	5	411	423	9	6	2.1	026-040
-	7	5	182	195	4	2	2.0	041-046
18	24	46	1,361	1,484	63	21	4.2	047-093
14	17	29	897	985	43	11	4.4	047-079
1	3	11	408	427	17	10	3.9	083-089
3	4	6	56	72	3	-	4.3	080-082, 090-093
1	35	155	7,565	7,900	212	69	2.7	094-110
-	-	4	780	784	14	3	1.8	097-099
-	-	7	697	704	9	-	1.3	100
-	-	37	1,683	1,720	59	9	3.3	101-102
-	-	65	1,737	1,904	55	30	3.0	103
-	-	3	660	663	14	1	2.1	106
-	-	19	399	419	11	8	2.6	107-109
1	35	20	1,609	1,706	50	18	2.9	094-096, 104-105, 110

TABLE 16R (contd.) - FEMALES CLASSIFIED BY

Code no.	Occupation	Total Gainfully Occupied	FEMALES AT WORK				
			EMPLOYERS				On own Account
			1 - 4 Employees	5 - 9 Employees	10 or more Employees	No. of Employees not stated	
(1)	(2)	(3)	(4)	(5)	(6)		
<b>111-128</b>	<b>VIII. Tanners, Leather Goods Makers and Fur Dressers</b>	<b>3,276</b>	<b>8</b>	<b>1</b>	<b>-</b>	<b>-</b>	<b>22</b>
111-115	A. LEATHER TANNERS AND DRESSERS, FELLMONGERS AND FUR DRESSERS	126	1	-	-	-	3
116-122	B. BOOT AND SHOE MAKERS	2,711	5	1	-	-	10
123-128	C. MAKERS OF LEATHER OR SUBSTITUTE GOODS (not clothing)	439	2	-	-	-	9
<b>129-151</b>	<b>IX. Makers of Textile Goods and Articles (not boots or shoes)</b>	<b>22,132</b>	<b>155</b>	<b>6</b>	<b>25</b>	<b>3</b>	<b>3,302</b>
129-138	A. GARMENT MAKERS	19,981	144	6	19	3	3,206
131-132	Cutters	509	4	-	-	-	25
133	Tailors	2,984	8	-	-	-	105
135	Dressmakers and other light clothing makers	7,323	124	-	-	-	3,048
136	Machinists	5,990	2	-	-	-	11
137	Pressers	761	-	-	-	-	1
129-130, 134, 138	Other skilled workers	2,414	6	6	19	3	16
139-142	B. HAT AND CAP MAKERS, MILLINERS	614	6	-	1	-	38
143-146	C. UPHOLSTERERS, COACH TRIMMERS, BEDDING AND MATTRESS MAKERS	363	2	-	1	-	9
147-151	D. OTHER MAKERS	1,174	3	-	4	-	49
150	Sack and canvas goods makers	410	-	-	-	-	2
147-149, 151	Other skilled workers	764	3	-	4	-	47
<b>152-173</b>	<b>X. Makers of Foods, Drinks and Tobacco</b>	<b>6,390</b>	<b>45</b>	<b>23</b>	<b>12</b>	<b>5</b>	<b>54</b>
152-163	A. MAKERS OF FOODS	5,014	45	19	11	5	54
155	Bakers, pastry cooks and biscuit makers	1,145	26	-	-	-	43
156	Milk processors, makers of dairy products and creamery workers	347	-	-	-	-	-
157-158	Sugar, sweet, jam and jelly boilers	380	-	-	-	-	-
159	Sugar confectionery makers, moulders and coverers	526	1	-	-	-	7
152-154, 160-163	Other skilled workers	2,616	18	19	11	5	4
164-168	B. MAKERS OF DRINKS	77	-	4	1	-	-
169-173	C. MAKERS OF TOBACCO AND SNUFF	1,299	-	-	-	-	-
<b>174-187</b>	<b>XI. Workers in Wood and Furniture</b>	<b>444</b>	<b>2</b>	<b>2</b>	<b>-</b>	<b>1</b>	<b>14</b>
<b>188-209</b>	<b>XII. Makers of and Workers in Paper and Paperboard, Printers and Bookbinders</b>	<b>3,458</b>	<b>3</b>	<b>-</b>	<b>9</b>	<b>1</b>	<b>2</b>
188-197	A. & B. MAKERS OF PAPER, PAPERBOARD, STATIONERY, BAGS AND BOXES	1,680	1	-	-	-	1
195	Paperboard box makers (n.e.s.)	1,026	-	-	-	-	-
188-194, 196-197	Other skilled workers	654	1	-	-	-	1
198-209	C. PRINTERS AND BOOKBINDERS	1,778	2	-	9	1	1
201	Printers (so returned)	284	1	-	-	-	-
205-206	Letterpress or litho printing machine minders, setters and assistants	431	-	-	-	-	-
208	Bookbinders	533	-	-	-	-	-
	Other skilled workers	530	1	-	9	1	1

## OCCUPATIONS AND BY INDUSTRIAL STATUS

FEMALES AT WORK (contd.)				Total at Work	Females described as "Out of Work"	Total in Hospitals, etc.	Col. 12 as percentage of Cols. 8, 9, 10 and 12	Code no.
Assisting Relatives	Managers	EMPLOYEES						
		Apprentices, Learners and Pro- fessional students	All other Employees					
(7)	(8)	(9)	(10)	(11)	(12)	(13)	(14)	
12	6	45	3,024	3,118	123	35	3.8	111-128
-	1	-	116	121	4	1	3.3	111-115
6	2	34	2,528	2,586	99	26	3.7	116-122
6	3	11	380	411	20	8	4.8	123-128
80	51	2,132	15,647	21,401	535	196	2.9	129-151
68	43	2,011	13,877	19,377	454	150	2.8	129-138
1	-	63	398	491	13	5	2.7	131-132
24	-	604	2,144	2,885	69	30	2.4	133
41	-	927	3,015	7,155	131	37	3.2	135
1	-	296	5,472	5,782	155	53	2.6	136
-	-	18	707	726	21	14	2.8	137
1	43	103	2,141	2,338	65	11	2.8	129-130, 134, 138
8	1	36	496	586	27	1	4.8	139-142
3	2	44	283	344	15	4	4.4	143-146
1	5	41	991	1,094	39	41	3.6	147-151
1	-	7	381	391	17	2	4.2	150
-	5	34	610	703	22	39	3.3	147-149, 151
35	77	296	5,573	6,120	218	52	3.5	152-173
34	70	296	4,250	4,784	191	39	4.0	152-163
28	-	216	779	1,092	43	10	4.1	155
-	-	11	323	334	13	-	3.7	156
-	-	7	354	361	15	4	4.0	157-158
4	-	46	448	506	13	7	2.6	159
2	70	16	2,346	2,491	107	18	4.2	152-154, 160-163
1	5	-	61	72	4	1	5.7	164-168
-	2	-	1,262	1,264	23	12	1.8	169-173
-	2	40	357	418	23	3	5.5	174-187
6	23	427	2,901	3,372	63	23	1.8	188-209
-	6	109	1,526	1,643	27	10	1.6	188-197
-	-	95	906	1,001	19	6	1.9	195
-	6	14	620	642	8	4	1.2	188-194, 196-197
6	17	318	1,375	1,729	36	13	2.1	198-209
6	-	168	100	275	4	5	1.5	201
-	-	24	397	421	7	3	1.6	205-206
-	-	84	430	514	14	5	2.7	208
-	17	42	448	519	11	-	2.1	

TABLE 16B (contd.) - FEMALES CLASSIFIED BY

Code no.	Occupation	Total Gainfully Occupied	FEMALES AT WORK					On own Account
			EMPLOYERS				No. of Employees not stated	
			1 - 4 Employees	5 - 9 Employees	10 or more Employees			
(1)	(2)	(3)	(4)	(5)	(6)			
210-213	XIII. Workers in Rubber	408	-	-	-	-	-	
017-025 214-238	XVI. Other Producers, Makers and Repairers	965	6	3	6	1	20	
239-290	XVII. PERSONS EMPLOYED IN TRANSPORT AND COMMUNICATION	4,681	74	6	3	-	34	
239-281	A, B, C, D. RAILWAY, ROAD, WATER AND AIR TRANSPORT WORKERS	462	34	6	3	-	34	
282-290	E. OTHER WORKERS IN TRANSPORT AND COMMUNICATION	4,219	40	-	-	-	-	
282	Employers and managers	973	40	-	-	-	-	
284	Post office assistants, etc.	1,668	-	-	-	-	-	
287	Telephone operators	1,230	-	-	-	-	-	
283, 285-286, 288-290	Others	348	-	-	-	-	-	
291-311	XVIII. Commercial, Finance and Insurance Occupations	39,946	2,542	270	98	54	8,057	
291-303 291	A. COMMERCIAL OCCUPATIONS	39,698	2,530	267	95	48	8,037	
	Proprietors, managing directors and manageresses in trading and in wholesale or retail businesses (excluding publicans)	9,114	1,952	234	92	34	6,151	
292	Publicans	2,408	566	31	3	14	1,710	
298	Saleswomen and shop assistants	24,719	-	-	-	-	-	
299	Barmaids	2,727	-	-	-	-	-	
293-297, 300-303	Others	730	12	2	-	-	176	
304-311	B. FINANCE AND INSURANCE OCCUPATIONS	248	12	3	3	6	20	
312-320	XIX. Persons Employed in Public Administration and Defence (excluding typists and professional occupations)	5,117	-	-	-	-	-	
312-319	Civil service officials and clerks, etc.	4,330	-	-	-	-	-	
320	Local authority officials and clerks	787	-	-	-	-	-	
321-357	XX. Professional and Technical Occupations	38,847	81	30	7	10	2,023	
321-327, 329, 330-332 335	Nuns, postulants, lay sisters and itinerant preachers	12,906	-	-	-	-	-	
338	Physicians, surgeons and registered medical practitioners	499	2	1	-	-	260	
330	Trained nurses and midwives except mental nurses	8,379	38	19	2	4	1,021	
340	Probationer nurses and nurses in training	2,161	-	-	-	-	-	
344	Mental nurses and attendants	1,953	1	-	-	-	2	
345	Teachers (not music teachers)	9,588	17	9	3	5	181	
352	Teachers of music	477	-	-	-	-	297	
	Articled clerks and pupils and professional students	1,334	-	-	-	-	-	
	Others	1,550	23	1	2	1	262	

\* 333-334, 336-337, 341-343, 346-351, 353-357.

## OCCUPATION AND BY INDUSTRIAL STATUS

FEMALES AT WORK (contd.)				Total at Work	Females described as "Out of Work"	Total in Hospitals, etc.	Col. 12 as percentage of Cols. 8, 9, 10 and 12	Code no.
Assisting Relatives	Managers	EMPLOYEES						
		Apprentices, Learners and Pro- fessional students	All other Employees					
(7)	(8)	(9)	(10)	(11)	(12)	(13)	(14)	
-	3	-	393	396	10	2	2.5	210-213
4	16	34	824	914	45	6	4.9	017-025 214-238
18	940	44	3,453	4,572	79	30	1.7	239-290
2	13	2	347	441	17	4	4.5	239-281
16	927	42	3,106	4,131	62	26	1.5	282-290
-	927	-	-	967	1	5	0.1	282
16	-	29	1,581	1,626	31	11	1.9	284
-	-	8	1,198	1,206	19	5	1.6	287
-	-	5	327	332	11	5	3.2	283, 285-286, 288-290
2,767	747	1,416	22,775	38,726	1,003	217	3.9	291-311
2,764	693	1,411	22,642	38,487	996	215	3.9	291-303
-	613	-	-	9,076	9	29	1.4	291
-	76	-	-	2,400	1	7	1.3	292
2,197	-	1,361	20,127	23,685	874	160	3.9	298
539	-	45	2,032	2,616	95	16	4.4	299
28	4	5	483	710	17	3	3.3	293-297, 300-303
3	54	5	133	239	7	2	3.5	304-311
-	-	-	5,059	5,059	24	34	0.5	312-320
-	-	-	4,286	4,286	12	32	0.3	312-319
-	-	-	773	773	12	2	1.5	320
20	22	4,324	31,417	37,934	580	333	1.6	321-357 321-327, 329, 330-332
-	-	911	11,932	12,843	-	63	-	
1	-	-	215	470	15	5	6.5	335
8	17	-	6,802	7,911	360	108	5.0	338
-	-	2,096	-	2,096	28	37	1.3	339
-	2	-	1,907	1,912	23	18	1.2	340
-	2	-	9,200	9,417	103	68	1.1	344
1	-	-	170	468	3	6	1.7	345
-	-	1,317	-	1,317	-	17	-	352
10	1	-	1,191	1,491	48	11	3.9	*

\* 333-334, 336-337, 341-343, 346-351, 353-357.

TABLE 16B (contd.) - FEMALES CLASSIFIED BY

Code no.	Occupation	Total Gainfully Occupied	FEMALES AT WORK				On own Account
			EMPLOYERS				
			1 - 4 Employees	5 - 9 Employees	10 or more Employees	No. of Employees not stated	
(1)	(2)	(3)	(4)	(5)	(6)		
<b>358-365</b>	<b>XXI. Persons Engaged in Entertainment and Sport</b>	<b>1,242</b>	<b>20</b>	<b>6</b>	<b>2</b>	<b>-</b>	<b>146</b>
364	Bookmakers (including clerks)	587	10	2	-	-	14
358-363, 365	Others	655	10	4	2	-	132
<b>366-385</b>	<b>XXII. Persons Engaged in Personal Service</b>	<b>78,458</b>	<b>807</b>	<b>117</b>	<b>48</b>	<b>43</b>	<b>3,128</b>
366-368	Proprietors and manageresses of hotels and restaurants and lodging and boarding-house keepers	4,187	542	100	47	40	2,365
369	Waitresses	4,127	-	-	-	-	-
370	Domestic servants, living in	37,683	-	-	-	-	-
371	Domestic servants, living out	19,906	-	-	-	-	-
372	Hairdressers, manicurists and chiropodists	2,492	246	12	-	-	702
374	Hospital or ward orderlies and attendants (excluding mental attendants)	930	-	-	-	-	-
376-377	Caretakers	494	-	-	-	-	-
379	Charwomen and office cleaners	2,350	-	-	-	-	-
380	Laundry workers	3,976	3	-	-	-	19
373, 375, 378, 381-385	Others	2,313	16	5	1	3	42
<b>386-393</b>	<b>XXIII. Clerks and Typists, etc. (excluding civil service and local authority clerks)</b>	<b>30,763</b>	<b>-</b>	<b>-</b>	<b>-</b>	<b>-</b>	<b>34</b>
388	Costing, estimating and accounting clerks (excluding bank clerks)	7,722	-	-	-	-	-
389	Bank clerks	953	-	-	-	-	-
390	Other clerks	6,319	-	-	-	-	-
392	Typists, shorthand typists and secretaries (not company secretaries)	14,712	-	-	-	-	34
386-387, 391, 393	Others	1,057	-	-	-	-	-
<b>394-395</b>	<b>XXIV. Storekeepers, Packers, Bottlers and Other Warehouse Assistants</b>	<b>6,716</b>	<b>-</b>	<b>-</b>	<b>-</b>	<b>-</b>	<b>-</b>
<b>396-411</b>	<b>XXV - Other and Undefined Workers, Including Unskilled Workers (n.e.s.)</b>	<b>3,899</b>	<b>5</b>	<b>1</b>	<b>-</b>	<b>-</b>	<b>12</b>
401	Unskilled workers (n.e.s.)	3,033	-	-	-	-	-
396-400, 402-411	All other and undefined workers	866	5	1	-	-	12

## OCCUPATIONS AND BY INDUSTRIAL STATUS

FEMALES AT WORK (contd.)				Total at Work	Females described as "Out of Work"	Total in Hospitals, etc.	Col. 12 as percentage of Cols. 8, 9, 10 and 12	Code no.
Assisting Relatives	Managers	EMPLOYEES						
		Apprentices, Learners and Pro- fessional students	All other Employees					
(7)	(8)	(9)	(10)	(11)	(12)	(13)	(14)	
41	52	8	927	1,702	32	8	3.1	358-365
4	5	-	541	576	9	2	1.6	364
37	47	8	386	626	23	6	5.0	358-363, 365
308	965	503	68,448	74,367	2,692	1,399	3.7	366-385
120	899	26	-	4,139	32	16	3.3	366-368
82	-	36	3,629	3,747	323	57	8.1	369
-	-	-	37,278	37,278	136	269	0.4	370
-	-	-	17,569	17,569	1,855	482	9.6	371
49	5	368	1,007	2,389	89	14	6.1	372
-	-	-	906	906	17	7	1.8	374
-	-	-	490	490	2	2	0.4	376-377
-	-	-	2,283	2,283	52	15	2.2	379
-	25	20	3,297	3,364	102	510	3.0	380
57	36	53	1,989	2,202	84	27	3.9	373, 375, 378, 381-385
186	20	33	29,509	29,782	767	214	2.5	386-393
90	-	10	7,397	7,497	181	44	2.4	388
-	-	-	938	938	3	12	0.3	389
52	-	15	5,931	5,998	264	57	4.3	390
44	-	-	14,231	14,309	308	95	2.1	392
-	20	8	1,012	1,040	11	6	1.0	386-387, 391, 393
1	-	47	6,295	6,343	316	57	4.7	394-395
-	3	4	3,239	3,264	551	84	14.5	396-411
-	-	-	2,824	2,824	167	42	5.6	401
-	3	4	415	440	384	42	47.6	396-400, 402-411

TABLE 17 - INDUSTRIAL STATUS OF MALES AND

County	PERSONS AT WORK													
	EMPLOYERS								On own Account	Assisting Relatives		Managers		
	1 - 4 Employees		5 - 9 Employees		10 or more Employees		No. of Employees not stated							
	(1)	(2)	(3)	(4)	(5)	(6)	(7)							
M.	F.	M.	F.	M.	F.	M.	F.	M.	F.	M.	F.			
<b>TOTAL</b>	<b>39,730</b>	<b>9,131</b>	<b>4,304</b>	<b>611</b>	<b>2,723</b>	<b>261</b>	<b>801</b>	<b>208</b>	<b>221,248</b>	<b>47,327</b>	<b>146,197</b>	<b>34,416</b>	<b>11,573</b>	<b>3,010</b>
<b>LEINSTER</b>	<b>16,205</b>	<b>3,996</b>	<b>2,555</b>	<b>330</b>	<b>1,679</b>	<b>159</b>	<b>473</b>	<b>124</b>	<b>53,142</b>	<b>12,765</b>	<b>32,409</b>	<b>7,326</b>	<b>7,141</b>	<b>1,600</b>
Carlow	687	182	66	10	34	5	8	4	1,856	448	1,698	393	86	17
Dublin Co. Boro.	2,717	753	916	122	732	64	93	36	8,293	2,628	798	474	3,353	694
Dún Laoghaire Boro.	398	95	146	25	134	11	17	5	911	282	101	73	704	93
Dublin County	1,185	225	324	17	297	10	40	5	2,647	544	1,128	266	1,271	160
Kildare	1,075	270	181	18	57	8	36	5	2,752	582	1,843	359	165	45
Kilkenny	1,556	306	73	18	44	8	29	5	4,254	1,005	3,959	892	163	72
Laoighis	847	218	55	14	24	3	39	12	3,846	881	3,178	508	98	35
Longford	456	125	33	6	13	3	11	1	4,284	782	2,809	518	57	21
Louth	755	187	133	21	76	10	35	7	3,092	757	1,694	379	280	97
Meath	1,234	281	175	22	83	10	26	3	4,989	1,056	3,134	576	157	66
Offaly	993	177	54	5	37	3	27	9	4,248	974	3,254	706	149	40
Westmeath	1,206	389	82	11	30	5	19	8	3,903	862	2,758	562	127	58
Wexford	2,281	504	170	24	56	11	30	10	4,887	1,292	4,235	1,190	245	90
Wicklow	815	194	147	17	62	8	63	14	3,180	672	1,820	430	286	112
<b>MINSTER</b>	<b>17,071</b>	<b>3,718</b>	<b>1,087</b>	<b>183</b>	<b>657</b>	<b>55</b>	<b>219</b>	<b>51</b>	<b>64,850</b>	<b>14,988</b>	<b>47,689</b>	<b>13,310</b>	<b>3,094</b>	<b>829</b>
Clare	1,025	227	59	6	21	3	19	3	10,300	1,970	7,151	1,715	161	52
Cork Co. Boro.	295	171	88	26	65	4	13	3	1,114	792	119	111	297	92
Cork County	5,940	1,246	364	54	240	15	63	14	19,343	4,299	14,561	4,483	1,173	277
Kerry	1,706	298	88	19	54	7	24	11	13,728	2,504	10,006	2,941	298	102
Limerick Co. Boro.	356	149	95	18	61	4	16	2	911	468	161	113	255	48
Limerick County	2,784	505	83	14	38	3	8	3	6,710	1,566	5,525	1,482	220	63
Tipperary, N.R.	1,663	347	88	13	30	4	16	5	4,352	1,049	3,643	941	147	52
Tipperary, S.R.	2,025	451	121	15	68	8	11	3	4,853	1,288	3,888	842	253	68
Waterford Co. Boro.	158	60	42	10	37	5	9	-	363	249	89	60	158	26
Waterford County	1,119	264	59	8	43	2	40	7	3,176	803	2,546	622	132	49
<b>CONNACHT</b>	<b>3,379</b>	<b>814</b>	<b>360</b>	<b>45</b>	<b>221</b>	<b>27</b>	<b>58</b>	<b>21</b>	<b>70,681</b>	<b>13,297</b>	<b>45,575</b>	<b>9,431</b>	<b>830</b>	<b>402</b>
Galway	1,261	330	141	15	77	13	20	8	20,655	3,791	15,479	2,917	278	125
Leitrim	266	66	18	2	10	1	4	-	7,527	1,334	4,371	1,037	86	30
Mayo	813	198	108	20	71	9	10	3	22,289	4,648	14,705	3,385	186	115
Roscommon	566	111	35	4	23	2	13	8	11,826	1,903	6,608	1,112	90	54
Sligo	473	109	58	4	40	2	11	2	8,384	1,621	4,412	980	190	78
<b>ULSTER (part of)</b>	<b>3,075</b>	<b>603</b>	<b>302</b>	<b>53</b>	<b>166</b>	<b>20</b>	<b>51</b>	<b>12</b>	<b>32,575</b>	<b>6,277</b>	<b>20,524</b>	<b>4,349</b>	<b>508</b>	<b>179</b>
Cavan	965	205	63	17	33	2	22	3	9,736	1,632	6,025	1,323	106	39
Donegal	1,337	239	158	21	89	13	16	8	15,828	3,088	10,216	2,086	254	106
Monaghan	773	159	81	15	44	5	13	1	7,011	1,557	4,283	940	148	34

## OF FEMALES IN EACH COUNTY AND COUNTY BOROUGH

PERSONS AT WORK (contd.)														County
EMPLOYEES				Total at Work (Total Cols. 1 - 9)		Persons described as "Out of Work"		Persons in Hospitals, etc.		Total Gainfully Occupied		Col. 11 as percentage of Cols. (7) (8) (9) and (11)		
Apprentices, Learners and Professional students		All other Employees												
(8)		(9)		(10)		(11)		(12)		(13)		(14)		
M.	F.	M.	F.	M.	F.	M.	F.	M.	F.	M.	F.	M.	F.	
25,783	9,595	452,735	210,069	905,094	314,628	36,115	7,393	5,981	2,827	947,190	324,848	6.9	3.2	TOTAL
16,839	6,772	258,286	128,453	388,729	161,525	17,164	4,223	3,594	1,859	409,487	167,607	5.7	3.0	LEINSTER
338	86	5,657	1,741	10,430	2,886	576	114	16	3	11,022	3,003	8.7	5.8	Carlow
9,458	4,355	113,186	74,480	139,546	83,606	9,293	2,473	2,041	1,184	150,880	87,263	6.9	3.0	Dublin Co. Boro.
771	604	8,646	6,547	11,828	7,735	494	163	62	74	12,384	7,972	4.7	2.2	Dún Laoghaire Boro.
1,562	503	24,569	11,309	33,023	13,039	1,088	297	630	244	34,741	13,580	3.8	2.4	Dublin County
993	172	14,884	3,423	21,986	4,882	577	145	128	10	22,691	5,037	3.5	3.8	Kildare
475	111	10,711	3,347	21,264	5,764	437	92	122	21	21,823	5,877	3.7	2.5	Kilkenny
342	87	7,998	2,094	16,427	3,852	268	54	39	4	16,734	3,910	3.1	2.4	Laoighis
114	66	3,819	1,217	11,596	2,739	336	41	72	49	12,004	2,829	7.8	3.0	Longford
628	175	13,764	6,224	20,457	7,857	704	177	53	17	21,214	8,051	4.6	2.7	Louth
560	106	11,547	3,648	21,905	5,768	617	127	64	24	22,586	5,919	4.8	3.2	Meath
294	71	8,737	2,780	17,793	4,765	430	67	47	6	18,270	4,838	4.5	2.3	Offaly
272	128	8,855	2,602	17,252	4,715	440	96	45	16	17,737	4,827	4.5	3.2	Westmeath
576	134	14,543	4,524	27,023	7,869	1,189	232	91	102	28,303	8,203	7.2	4.7	Wexford
456	174	11,370	4,427	18,199	6,048	715	145	184	105	19,098	6,298	5.6	3.0	Wicklow
5,630	1,755	132,069	52,770	272,366	87,659	12,703	1,988	1,351	506	286,420	90,153	8.3	3.5	MINSTER
288	110	7,941	2,837	26,965	6,923	1,075	137	85	14	28,125	7,074	11.4	4.4	Clare
865	303	15,970	8,971	18,826	10,473	1,662	417	168	81	20,656	10,971	8.8	4.3	Cork Co. Boro.
1,813	521	39,553	15,621	83,050	26,530	2,408	483	456	172	85,914	27,185	5.4	2.9	Cork County
478	172	12,470	4,783	38,852	10,837	2,710	196	166	53	41,728	11,086	17.0	3.7	Kerry
515	151	10,015	4,931	12,385	5,884	1,026	192	162	94	13,573	6,170	8.7	3.6	Limerick Co. Boro.
270	126	12,501	3,762	28,139	7,524	1,365	136	56	22	29,560	7,682	9.5	3.3	Limerick County
362	90	8,440	2,650	18,741	5,151	675	79	73	20	19,489	5,250	7.0	2.8	Tipperary, N.R.
396	117	11,832	3,921	23,447	6,713	888	118	102	17	24,437	6,848	6.6	2.8	Tipperary, S.R.
404	89	5,674	2,936	6,934	3,435	507	147	51	24	7,492	3,606	7.5	4.6	Waterford Co. Boro.
239	76	7,673	2,358	15,027	4,189	387	83	32	9	15,446	4,281	4.6	3.2	Waterford County
2,273	787	36,151	16,951	159,528	41,775	3,511	715	780	338	163,819	42,828	8.2	3.8	CONNACHT
1,094	303	13,859	6,292	52,864	13,794	911	258	305	180	54,080	14,232	5.6	3.7	Galway
92	44	2,976	1,125	15,350	3,639	343	58	29	1	15,722	3,698	9.8	4.6	Leitrim
566	211	7,822	4,807	46,570	13,396	1,452	205	125	16	48,147	13,617	14.5	3.8	Mayo
228	139	5,438	2,107	24,827	5,440	271	82	249	133	25,347	5,655	4.5	3.4	Roscommon
293	90	6,056	2,620	19,917	5,506	534	112	72	8	20,523	5,626	7.5	3.9	Sligo
1,041	281	26,229	11,895	84,471	23,669	2,737	467	256	124	87,464	24,260	9.0	3.6	ULSTER (part of)
286	92	6,718	2,486	23,954	5,799	501	75	80	24	24,535	5,898	6.6	2.8	Cavan
473	121	13,123	6,648	41,494	12,330	1,857	308	97	47	43,448	12,685	11.8	4.3	Donegal
282	68	6,388	2,761	19,023	5,540	379	84	79	53	19,481	5,677	5.3	2.9	Monaghan

1219,722.

TABLE 18A - MALES CLASSIFIED BY PRINCIPAL

The code number of the individual occupations comprising the groups in this table are shown

Occupational Group	TOTAL						
	MALES AT WORK						
	EMPLOYERS				On own account	Assist- ing rel- atives	Managers
1 - 4 employ- ees	5 - 9 employ- ees	10 or more employ- ees	No. of employ- ees not stated				
<b>AGRICULTURAL OCCUPATIONS</b>	<b>26,288</b>	<b>942</b>	<b>268</b>	<b>313</b>	<b>172,594</b>	<b>140,189</b>	<b>242</b>
Farmers	26,139	923	252	309	171,055	-	-
Farmers' sons and sons-in-law	-	-	-	-	-	109,013	-
Farmers' brothers	-	-	-	-	-	21,720	-
Farmers' other relatives	-	-	-	-	-	9,244	-
Agricultural labourers, living in	-	-	-	-	-	-	-
Agricultural labourers, living out	-	-	-	-	-	-	-
Others	149	19	16	4	1,539	212	242
<b>WORKERS IN METALS (other than precious metals) AND IN ENGINEERING TRADES</b>	<b>563</b>	<b>52</b>	<b>62</b>	<b>15</b>	<b>4,604</b>	<b>491</b>	<b>412</b>
Blacksmiths and other skilled smithy and forge workers	237	-	-	-	2,210	254	-
Motor and motor cycle mechanics	98	-	-	-	464	110	-
Fitters and fitter assemblers (n.e.s.)	16	-	-	-	83	6	-
Others	212	52	62	15	1,847	121	412
<b>TEXTILE WORKERS</b>	<b>29</b>	<b>11</b>	<b>44</b>	<b>10</b>	<b>36</b>	<b>10</b>	<b>230</b>
<b>BOOT AND SHOE MAKERS</b>	<b>188</b>	<b>11</b>	<b>14</b>	<b>3</b>	<b>2,048</b>	<b>112</b>	<b>60</b>
Boot and shoe repairers and makers (not factory)	180	-	-	-	2,046	110	-
Other boot and shoe makers	8	11	14	3	2	2	60
<b>MAKERS OF TEXTILE GOODS AND ARTICLES (not boots or shoes) - GARMENT MAKERS</b>	<b>353</b>	<b>52</b>	<b>139</b>	<b>14</b>	<b>1,582</b>	<b>122</b>	<b>236</b>
Tailors, pressers and machinists	329	-	-	-	1,551	115	-
Other garment makers	24	52	139	14	31	7	236
<b>MAKERS OF FOODS</b>	<b>163</b>	<b>81</b>	<b>109</b>	<b>19</b>	<b>195</b>	<b>136</b>	<b>1,326</b>
<b>WORKERS IN WOOD AND FURNITURE</b>	<b>451</b>	<b>56</b>	<b>68</b>	<b>12</b>	<b>4,997</b>	<b>282</b>	<b>193</b>
Carpenters and joiners	274	-	-	-	4,326	213	-
Others	177	56	68	12	671	69	193
<b>WORKERS IN BUILDING AND CONTRACTING</b>	<b>811</b>	<b>550</b>	<b>559</b>	<b>46</b>	<b>2,513</b>	<b>176</b>	<b>295</b>
Skilled workers (including employers and managers)	811	550	559	46	2,513	176	295
Builders, bricklayers, plasterers and masons' labourers	-	-	-	-	-	-	-
Contractors' labourers, navvies, road workers and other unskilled workers	-	-	-	-	-	-	-
<b>OTHER PRODUCERS, MAKERS AND REPAIRERS</b>	<b>681</b>	<b>218</b>	<b>238</b>	<b>53</b>	<b>5,126</b>	<b>306</b>	<b>1,256</b>
<b>TRANSPORT AND COMMUNICATION</b>	<b>686</b>	<b>187</b>	<b>135</b>	<b>20</b>	<b>4,484</b>	<b>243</b>	<b>1,064</b>
Railway workers	-	-	-	-	-	-	29
Drivers of horse-drawn vehicles	28	-	-	-	515	26	-
Drivers of self-propelled vehicles	156	-	-	-	2,996	170	-
Other road transport workers	464	182	129	16	914	35	329
Dock labourers and lightermen	-	-	-	-	-	-	-
Other water transport workers	20	3	5	4	59	12	116
Messengers	-	-	-	-	-	-	-
Others	18	2	1	-	-	-	590
<b>COMMERCE, FINANCE AND INSURANCE</b>	<b>7,617</b>	<b>1,594</b>	<b>749</b>	<b>226</b>	<b>17,212</b>	<b>3,611</b>	<b>5,403</b>
Proprietors, managing directors and managers in trading and in whole-sale or retail businesses	5,727	1,286	661	180	12,308	-	4,407
Publicans	1,598	206	31	19	2,772	-	346
Salesmen and shop assistants	-	-	-	-	-	2,574	-
Barmen	-	-	-	-	-	858	-
Others	292	102	57	27	2,132	179	650
<b>PUBLIC ADMINISTRATION AND DEFENCE</b>	<b>-</b>	<b>-</b>	<b>-</b>	<b>-</b>	<b>-</b>	<b>-</b>	<b>-</b>
Civil service and local authority officials (including clerks)	-	-	-	-	-	-	-
Others	-	-	-	-	-	-	-
<b>PROFESSIONAL AND TECHNICAL</b>	<b>1,026</b>	<b>291</b>	<b>156</b>	<b>24</b>	<b>3,285</b>	<b>41</b>	<b>72</b>
Professed clergymen, christian brothers and theological students, etc.	-	-	-	-	-	-	-
Teachers (not music teachers)	19	5	7	-	64	-	9
Others	1,007	286	149	24	3,221	41	63
<b>PERSONAL SERVICE</b>	<b>650</b>	<b>184</b>	<b>126</b>	<b>29</b>	<b>1,624</b>	<b>210</b>	<b>356</b>
<b>CLERKS, TYPISTS AND DRAUGHTSMEN (excluding civil service and local authority clerks)</b>	<b>-</b>	<b>-</b>	<b>-</b>	<b>-</b>	<b>30</b>	<b>68</b>	<b>107</b>
<b>OTHER GAINFUL OCCUPATIONS</b>	<b>224</b>	<b>75</b>	<b>56</b>	<b>17</b>	<b>918</b>	<b>200</b>	<b>321</b>
Unskilled workers (n.e.s.)	-	-	-	-	-	85	-
Others	224	75	56	17	918	115	321
<b>TOTAL</b>	<b>39,730</b>	<b>4,304</b>	<b>2,723</b>	<b>801</b>	<b>221,248</b>	<b>146,197</b>	<b>11,573</b>

## OCCUPATIONS AND BY INDUSTRIAL STATUS

in Appendix D. The complete list of individual occupations is shown in Appendix B.

## TOTAL (contd.)

MALES AT WORK (contd.)		Total at work	Males described as "Out of Work"	Total in hospitals, etc.	Total gainfully occupied	Occupational Group
EMPLOYEES						
Apprentices, learners & professional students	All other employees					
542	95,127	436,505	6,557	1,730	444,792	<b>AGRICULTURAL OCCUPATIONS</b>
-	-	198,678	-	727	199,405	Farmers
-	-	109,013	-	161	109,174	Farmers' sons and sons-in-law
-	-	21,720	-	32	21,752	Farmers' brothers
-	-	9,244	-	5	9,249	Farmers' other relatives
-	18,015	18,015	34	22	18,071	Agricultural labourers, living in
-	59,792	59,792	5,771	660	66,223	Agricultural labourers, living out
542	17,320	20,043	752	123	20,918	Others
4,553	20,434	31,186	1,293	266	32,745	<b>WORKERS IN METALS (other than precious metals) AND IN ENGINEERING TRADES</b>
186	1,107	3,994	105	26	4,125	Blacksmiths and other skilled smithy and forge workers
1,987	4,521	7,180	293	62	7,535	Motor and motor cycle mechanics
837	3,749	4,691	174	35	4,900	Fitters and fitter assemblers (n.e.s.)
1,543	11,057	15,321	721	143	16,185	Others
120	3,767	4,257	204	46	4,507	<b>TEXTILE WORKERS</b>
232	3,658	6,326	257	58	6,641	<b>BOOT AND SHOE MAKERS</b>
158	592	3,086	120	37	3,243	Boot and shoe repairers and makers (not factory)
74	3,066	3,240	137	21	3,398	Other boot and shoe makers
598	2,906	6,002	220	55	6,277	<b>MAKERS OF TEXTILE GOODS AND ARTICLES (not boots or shoes) - GARMENT MAKERS</b>
428	2,121	4,544	189	45	4,778	Tailors, pressers and machinists
170	785	1,458	31	10	1,499	Other garment makers
620	7,911	10,560	586	76	11,222	<b>MAKERS OF FOODS</b>
4,023	14,420	24,502	837	155	25,494	<b>WORKERS IN WOOD AND FURNITURE</b>
3,012	9,466	17,291	590	85	17,966	Carpenters and joiners
1,011	4,954	7,211	247	70	7,528	Others
1,066	58,845	64,861	9,618	412	74,891	<b>WORKERS IN BUILDING AND CONTRACTING</b>
1,066	12,050	18,066	662	96	18,824	Skilled workers (including employers and managers)
-	20,469	20,469	3,633	147	24,249	Builders', bricklayers', plasterers' and masons' labourers
-	26,326	26,326	5,323	169	31,818	Contractors' labourers, navvies, road workers and other unskilled workers
3,345	23,582	34,805	1,277	251	36,333	<b>OTHER PRODUCERS, MAKERS AND REPAIRERS</b>
77	56,775	63,671	3,791	502	67,964	<b>TRANSPORT AND COMMUNICATION</b>
-	7,324	7,353	176	52	7,581	Railway workers
-	2,280	2,849	270	24	3,143	Drivers of horse-drawn vehicles
-	15,456	18,778	932	150	19,860	Drivers of self-propelled vehicles
-	6,266	8,335	299	50	8,684	Other road transport workers
-	4,192	4,192	714	46	4,952	Dock labourers and lightermen
16	3,508	3,743	256	44	4,043	Other water transport workers
-	6,775	6,775	592	42	7,409	Messengers
61	10,974	11,646	552	94	12,292	Others
2,343	32,671	71,426	1,542	458	73,426	<b>COMMERCE, FINANCE AND INSURANCE</b>
-	-	24,569	38	141	24,748	Proprietors, managing directors and managers in trading and in whole-sale or retail businesses
-	-	4,972	9	15	4,996	Publicans
1,943	16,526	21,043	837	152	22,032	Salesmen and shop assistants
327	3,518	4,703	289	44	5,036	Barmen
73	12,627	16,139	369	106	16,614	Others
-	25,934	25,934	116	335	26,385	<b>PUBLIC ADMINISTRATION AND DEFENCE</b>
-	11,021	11,021	88	70	11,179	Civil service and local authority officials (including clerks)
-	14,913	14,913	28	265	15,206	Others
7,629	22,723	35,247	164	396	35,807	<b>PROFESSIONAL AND TECHNICAL</b>
3,135	8,081	11,216	-	226	11,442	Professed clergymen, christian brothers and theological students, etc.
-	5,649	5,753	25	34	5,812	Teachers (not music teachers)
4,494	8,993	18,278	139	136	18,553	Others
215	9,736	13,130	741	158	14,029	<b>PERSONAL SERVICE</b>
108	21,379	21,692	593	196	22,481	<b>CLERKS, TYPISTS AND DRAUGHTSMEN (excluding civil service and local authority clerks)</b>
312	52,867	54,990	8,319	887	64,196	<b>OTHER GAINFUL OCCUPATIONS</b>
-	34,079	34,164	5,251	663	40,078	Unskilled workers (n.e.s.)
312	18,788	20,826	3,068	224	24,118	Others
<b>25,783</b>	<b>452,735</b>	<b>905,094</b>	<b>36,115</b>	<b>5,981</b>	<b>947,190</b>	<b>TOTAL</b>

TABLE 18A (contd.) - MALES CLASSIFIED BY PRINCIPAL

## PROVINCE OF LEINSTER

Occupational Group	MALES AT WORK						
	EMPLOYERS				On own account	Assisting relatives	Managers
	1 - 4 employees	5 - 9 employees	10 or more employees	No. of employees not stated			
<b>AGRICULTURAL OCCUPATIONS</b>	<b>9,681</b>	<b>589</b>	<b>157</b>	<b>172</b>	<b>32,260</b>	<b>29,846</b>	<b>119</b>
Farmers	9,601	575	147	170	31,472	-	-
Farmers' sons and sons-in-law	-	-	-	-	-	22,474	-
Farmers' brothers	-	-	-	-	-	4,934	-
Farmers' other relatives	-	-	-	-	-	2,297	-
Agricultural labourers, living in	-	-	-	-	-	-	-
Agricultural labourers, living out	-	-	-	-	-	-	-
Others	80	14	10	2	788	141	119
<b>WORKERS IN METALS (other than precious metals) AND IN ENGINEERING TRADES</b>	<b>270</b>	<b>28</b>	<b>50</b>	<b>7</b>	<b>1,939</b>	<b>182</b>	<b>315</b>
Blacksmiths and other skilled smithy and forge workers	81	-	-	-	728	77	-
Motor and motor cycle mechanics	54	-	-	-	264	56	-
Fitters and fitter assemblers (n.e.s.)	4	-	-	-	51	4	-
Others	131	28	50	7	896	45	315
<b>TEXTILE WORKERS</b>	<b>7</b>	<b>4</b>	<b>26</b>	<b>7</b>	<b>11</b>	<b>2</b>	<b>144</b>
<b>BOOT AND SHOE MAKERS</b>	<b>99</b>	<b>7</b>	<b>12</b>	<b>2</b>	<b>769</b>	<b>46</b>	<b>39</b>
Boot and shoe repairers and makers (not factory)	95	-	-	-	768	46	-
Other boot and shoe makers	4	7	12	2	1	-	39
<b>MAKERS OF TEXTILE GOODS AND ARTICLES (not boots or shoes) - GARMENT MAKERS</b>	<b>118</b>	<b>46</b>	<b>123</b>	<b>10</b>	<b>491</b>	<b>33</b>	<b>219</b>
Tailors, pressers and machinists	106	-	-	-	474	29	-
Other garment makers	12	46	123	10	17	4	219
<b>MAKERS OF FOODS</b>	<b>62</b>	<b>32</b>	<b>50</b>	<b>9</b>	<b>81</b>	<b>37</b>	<b>405</b>
<b>WORKERS IN WOOD AND FURNITURE</b>	<b>196</b>	<b>33</b>	<b>46</b>	<b>7</b>	<b>1,785</b>	<b>104</b>	<b>145</b>
Carpenters and joiners	104	-	-	-	1,444	72	-
Others	92	33	46	7	341	32	145
<b>WORKERS IN BUILDING AND CONTRACTING</b>	<b>399</b>	<b>324</b>	<b>328</b>	<b>28</b>	<b>1,098</b>	<b>92</b>	<b>215</b>
Skilled workers (including employers and managers)	399	324	328	28	1,098	92	215
Builders', bricklayers', plasterers' and masons' labourers	-	-	-	-	-	-	-
Contractors' labourers, navvies, road workers and other unskilled workers	-	-	-	-	-	-	-
<b>OTHER PRODUCERS, MAKERS AND REPAIRERS</b>	<b>413</b>	<b>137</b>	<b>161</b>	<b>34</b>	<b>2,264</b>	<b>152</b>	<b>965</b>
<b>TRANSPORT AND COMMUNICATION</b>	<b>329</b>	<b>89</b>	<b>70</b>	<b>11</b>	<b>1,919</b>	<b>108</b>	<b>509</b>
Railway workers	-	-	-	-	-	-	16
Drivers of horse-drawn vehicles	14	-	-	-	283	12	-
Drivers of self-propelled vehicles	83	-	-	-	1,231	73	-
Other road transport workers	220	85	67	9	389	19	208
Dock labourers and lightermen	-	-	-	-	-	-	-
Other water transport workers	7	3	2	2	16	4	72
Messengers	-	-	-	-	-	-	-
Others	5	1	1	-	-	-	213
<b>COMMERCE, FINANCE AND INSURANCE</b>	<b>3,617</b>	<b>931</b>	<b>428</b>	<b>145</b>	<b>7,083</b>	<b>1,504</b>	<b>3,445</b>
Proprietors, managing directors and managers in trading and in wholesale or retail businesses	2,699	704	357	113	4,885	-	2,798
Publicans	717	158	22	11	647	-	231
Salesmen and shop assistants	-	-	-	-	-	1,044	-
Barmen	-	-	-	-	-	355	-
Others	201	69	49	21	1,551	105	416
<b>PUBLIC ADMINISTRATION AND DEFENCE</b>	<b>-</b>	<b>-</b>	<b>-</b>	<b>-</b>	<b>-</b>	<b>-</b>	<b>-</b>
Civil service and local authority officials (including clerks)	-	-	-	-	-	-	-
Others	-	-	-	-	-	-	-
<b>PROFESSIONAL AND TECHNICAL</b>	<b>557</b>	<b>202</b>	<b>125</b>	<b>13</b>	<b>2,074</b>	<b>22</b>	<b>45</b>
Professed clergymen, christian brothers and theological students, etc.	-	-	-	-	-	-	-
Teachers (not music teachers)	8	3	4	-	37	-	7
Others	549	199	121	13	2,037	22	38
<b>PERSONAL SERVICE</b>	<b>320</b>	<b>91</b>	<b>64</b>	<b>18</b>	<b>861</b>	<b>122</b>	<b>256</b>
<b>CLERKS, TYPISTS AND DRAUGHTSMEN (excluding civil service and local authority clerks)</b>	<b>-</b>	<b>-</b>	<b>-</b>	<b>-</b>	<b>19</b>	<b>42</b>	<b>83</b>
<b>OTHER GAINFUL OCCUPATIONS</b>	<b>137</b>	<b>42</b>	<b>39</b>	<b>10</b>	<b>488</b>	<b>117</b>	<b>237</b>
Unskilled workers (n.e.s.)	-	-	-	-	-	57	-
Others	137	42	39	10	488	60	237
<b>TOTAL</b>	<b>16,206</b>	<b>2,555</b>	<b>1,679</b>	<b>473</b>	<b>53,142</b>	<b>32,409</b>	<b>7,141</b>

## OCCUPATIONS AND BY INDUSTRIAL STATUS

## PROVINCE OF LEINSTER (contd.)

MALES AT WORK (contd.)		Total at work	Males described as "Out of Work"	Total in hospitals, etc.	Total gainfully occupied	Occupational Group
Apprentices, learners & professional students	EMPLOYEES All other employees					
283	45,034	118,141	2,479	700	121,320	<b>AGRICULTURAL OCCUPATIONS</b>
-	-	41,965	-	238	42,203	Farmers
-	-	22,474	-	34	22,508	Farmers' sons and sons-in-law
-	-	4,934	-	8	4,942	Farmers' brothers
-	-	2,297	-	1	2,298	Farmers' other relatives
-	4,703	4,703	11	4	4,718	Agricultural labourers, living in
-	30,192	30,192	2,062	330	32,584	Agricultural labourers, living out
283	10,139	11,576	406	85	12,067	Others
2,906	13,590	19,287	829	164	20,280	<b>WORKERS IN METALS (other than precious metals) AND IN ENGINEERING TRADES</b>
77	625	1,588	44	14	1,646	Blacksmiths and other skilled smithy and forge workers
1,031	2,474	3,879	166	27	4,072	Motor and motor-cycle mechanics
633	2,749	3,441	130	27	3,598	Fitters and fitter assemblers (n.e.s.)
1,165	7,742	10,379	489	96	10,964	Others
79	1,973	2,253	63	36	2,352	<b>TEXTILE WORKERS</b>
141	2,045	3,160	173	28	3,361	<b>BOOT AND SHOE MAKERS</b>
94	318	1,321	84	16	1,421	Boot and shoe repairers and makers (not factory)
47	1,727	1,839	89	12	1,940	Other boot and shoe makers
460	1,991	3,491	129	34	3,654	<b>MAKERS OF TEXTILE GOODS AND ARTICLES (not boots or shoes) - GARMENT MAKERS</b>
310	1,368	2,287	102	25	2,414	Tailors, pressers and machinists
150	623	1,204	27	9	1,240	Other garment makers
328	3,588	4,592	252	39	4,883	<b>MAKERS OF FOODS</b>
2,281	9,122	13,719	454	113	14,286	<b>WORKERS IN WOOD AND FURNITURE</b>
1,540	5,688	8,848	304	56	9,208	Carpenters and joiners
741	3,434	4,871	150	57	5,078	Others
685	28,733	31,902	3,808	218	35,928	<b>WORKERS IN BUILDING AND CONTRACTING</b>
685	6,226	9,395	302	52	9,749	Skilled workers (including employers and managers)
-	12,433	12,433	2,288	98	14,819	Builders', bricklayers', plasterers' and masons' labourers
-	10,074	10,074	1,218	68	11,360	Contractors' labourers, navvies, road workers and other unskilled workers
2,442	15,048	21,616	735	146	22,497	<b>OTHER PRODUCERS, MAKERS AND REPAIRERS</b>
42	34,443	37,520	2,354	328	40,202	<b>TRANSPORT AND COMMUNICATION</b>
-	3,828	3,844	91	34	3,969	Railway workers
-	1,254	1,563	154	14	1,731	Drivers of horse-drawn vehicles
-	9,066	10,453	512	93	11,058	Drivers of self-propelled vehicles
-	4,432	5,429	215	32	5,676	Other road transport workers
-	2,731	2,731	340	30	3,101	Dock labourers and lightermen
11	2,374	2,491	178	31	2,700	Other water transport workers
-	4,736	4,736	439	26	5,201	Messengers
31	6,022	6,273	425	68	6,766	Others
1,359	19,796	38,308	974	315	39,597	<b>COMMERCE, FINANCE AND INSURANCE</b>
-	-	11,556	20	89	11,665	Proprietors, managing directors and managers in trading and in wholesale or retail businesses
-	-	1,786	6	9	1,801	Publicans
1,073	9,185	11,302	507	106	11,915	Salesmen and shop assistants
223	2,456	3,034	190	32	3,256	Barmen
63	8,155	10,630	251	79	10,960	Others
-	16,438	16,438	52	295	16,785	<b>PUBLIC ADMINISTRATION AND DEFENCE</b>
-	7,462	7,462	35	53	7,550	Civil service and local authority officials (including clerks)
-	8,976	8,976	17	242	9,235	Others
5,381	11,809	20,228	87	293	20,608	<b>PROFESSIONAL AND TECHNICAL</b>
2,223	3,866	6,089	-	175	6,264	Professed clergymen, christian brothers and theological students, etc.
-	2,376	2,435	10	17	2,462	Teachers (not music teachers)
3,158	5,567	11,704	77	101	11,882	Others
143	6,232	8,107	532	116	8,755	<b>PERSONAL SERVICE</b>
77	14,804	15,025	387	139	15,551	<b>CLERKS, TYPISTS AND DRAUGHTSMEN (excluding civil service and local authority clerks)</b>
232	33,640	34,942	3,856	630	39,428	<b>OTHER GAINFUL OCCUPATIONS</b>
-	21,465	21,522	2,859	464	24,845	Unskilled workers (n.e.s.)
232	12,175	13,420	997	166	14,583	Others
16,839	258,286	388,729	17,164	3,594	409,487	<b>TOTAL</b>

TABLE 18A (contd.) - MALES CLASSIFIED BY PRINCIPAL

## PROVINCE OF MUNSTER

Occupational Group	MALES AT WORK						
	EMPLOYERS				On own account	Assisting relatives	Managers
	1 - 4 employees	5 - 9 employees	10 or more employees	No. of employees not stated			
<b>AGRICULTURAL OCCUPATIONS</b>	<b>12,969</b>	<b>249</b>	<b>70</b>	<b>105</b>	<b>48,442</b>	<b>45,699</b>	<b>84</b>
Farmers	12,917	246	65	103	47,885	-	-
Farmers' sons and sons-in-law	-	-	-	-	-	34,862	-
Farmers' brothers	-	-	-	-	-	7,900	-
Farmers' other relatives	-	-	-	-	-	2,874	-
Agricultural labourers, living in	-	-	-	-	-	-	-
Agricultural labourers, living out	-	-	-	-	-	-	-
Others	52	3	5	2	557	63	84
<b>WORKERS IN METALS (other than precious metals) AND IN ENGINEERING TRADES</b>	<b>198</b>	<b>16</b>	<b>8</b>	<b>4</b>	<b>1,441</b>	<b>172</b>	<b>81</b>
Blacksmiths and other skilled smithy and forge workers	109	-	-	-	850	112	-
Motor and motor-cycle mechanics	21	-	-	-	116	30	-
Fitters and fitter-assemblers (n.e.s.)	8	-	-	-	27	2	-
Others	60	16	8	4	448	28	81
<b>TEXTILE WORKERS</b>	<b>2</b>	<b>1</b>	<b>12</b>	<b>1</b>	<b>7</b>	<b>2</b>	<b>71</b>
<b>BOOT AND SHOE MAKERS</b>	<b>58</b>	<b>4</b>	<b>1</b>	<b>1</b>	<b>797</b>	<b>39</b>	<b>10</b>
Boot and shoe repairers and makers (not factory)	55	-	-	-	797	38	-
Other boot and shoe makers	3	4	1	1	-	1	10
<b>MAKERS OF TEXTILE GOODS AND ARTICLES (not boots or shoes) - GARMENT MAKERS</b>	<b>132</b>	<b>2</b>	<b>7</b>	<b>3</b>	<b>608</b>	<b>53</b>	<b>11</b>
Tailors, pressers and machinists	125	-	-	-	601	51	-
Other garment makers	7	2	7	3	7	2	11
<b>MAKERS OF FOODS</b>	<b>54</b>	<b>36</b>	<b>39</b>	<b>4</b>	<b>68</b>	<b>66</b>	<b>767</b>
<b>WORKERS IN WOOD AND FURNITURE</b>	<b>166</b>	<b>14</b>	<b>15</b>	<b>2</b>	<b>1,961</b>	<b>110</b>	<b>38</b>
Carpenters and joiners	117	-	-	-	1,763	95	-
Others	49	14	15	2	198	15	38
<b>WORKERS IN BUILDING AND CONTRACTING</b>	<b>222</b>	<b>133</b>	<b>159</b>	<b>11</b>	<b>790</b>	<b>53</b>	<b>40</b>
Skilled workers (including employers and managers)	222	133	159	11	790	53	40
Builders', bricklayers', plasterers' and masons' labourers	-	-	-	-	-	-	-
Contractors' labourers, navvies, road workers and other unskilled workers	-	-	-	-	-	-	-
<b>OTHER PRODUCERS, MAKERS AND REPAIRERS</b>	<b>187</b>	<b>59</b>	<b>51</b>	<b>12</b>	<b>1,832</b>	<b>101</b>	<b>233</b>
<b>TRANSPORT AND COMMUNICATION</b>	<b>242</b>	<b>71</b>	<b>40</b>	<b>5</b>	<b>1,524</b>	<b>76</b>	<b>323</b>
Railway workers	-	-	-	-	-	-	4
Drivers of horse-drawn vehicles	11	-	-	-	197	10	-
Drivers of self-propelled vehicles	59	-	-	-	1,097	55	-
Other road transport workers	153	70	37	3	195	9	79
Dock labourers and lightermen	-	-	-	-	-	-	-
Other water transport workers	13	-	3	2	35	2	37
Messengers	-	-	-	-	-	-	-
Others	6	1	-	-	-	-	203
<b>COMMERCE, FINANCE AND INSURANCE</b>	<b>2,285</b>	<b>368</b>	<b>177</b>	<b>49</b>	<b>5,901</b>	<b>1,185</b>	<b>1,268</b>
Proprietors, managing directors and managers in trading and in wholesale or retail businesses	1,763	322	168	43	4,237	-	1,065
Publicans	459	24	4	1	1,299	-	60
Salesmen and shop assistants	-	-	-	-	-	856	-
Barmen	-	-	-	-	-	287	-
Others	63	22	5	5	365	42	143
<b>PUBLIC ADMINISTRATION AND DEFENCE</b>	<b>-</b>	<b>-</b>	<b>-</b>	<b>-</b>	<b>-</b>	<b>-</b>	<b>-</b>
Civil service and local authority officials (including clerks)	-	-	-	-	-	-	-
Others	-	-	-	-	-	-	-
<b>PROFESSIONAL AND TECHNICAL</b>	<b>303</b>	<b>66</b>	<b>24</b>	<b>9</b>	<b>700</b>	<b>9</b>	<b>16</b>
Professed clergymen, christian brothers and theological students, etc.	-	-	-	-	-	-	-
Teachers (not music teachers)	9	1	3	-	18	-	2
Others	294	65	21	9	682	9	14
<b>PERSONAL SERVICE</b>	<b>193</b>	<b>45</b>	<b>40</b>	<b>7</b>	<b>463</b>	<b>53</b>	<b>72</b>
<b>CLERKS, TYPISTS AND DRAUGHTSMEN (excluding civil service and local authority clerks)</b>	<b>-</b>	<b>-</b>	<b>-</b>	<b>-</b>	<b>9</b>	<b>19</b>	<b>19</b>
<b>OTHER GAINFUL OCCUPATIONS</b>	<b>60</b>	<b>23</b>	<b>14</b>	<b>6</b>	<b>307</b>	<b>52</b>	<b>61</b>
Unskilled workers (n.e.s.)	-	-	-	-	-	21	-
Others	60	23	14	6	307	31	61
<b>TOTAL</b>	<b>17,071</b>	<b>1,087</b>	<b>657</b>	<b>219</b>	<b>64,850</b>	<b>47,689</b>	<b>3,094</b>

## OCCUPATIONS AND BY INDUSTRIAL STATUS

## PROVINCE OF MUNSTER (contd.)

MALES AT WORK (contd.)		Total at work	Males described as "Out of Work"	Total in hospitals etc.	Total gainfully occupied	Occupational Group
Apprentices, learners & professional students	EMPLOYEES All other employees					
155	35,225	142,998	2,811	509	146,318	<b>AGRICULTURAL OCCUPATIONS</b>
-	-	61,216	-	197	61,413	Farmers
-	-	34,862	-	31	34,893	Farmers' sons and sons-in-law
-	-	7,900	-	8	7,908	Farmers' brothers
-	-	2,874	-	2	2,876	Farmers' other relatives
-	10,058	10,058	8	9	10,075	Agricultural labourers, living in
-	20,637	20,637	2,563	239	23,439	Agricultural labourers, living out
155	4,530	5,451	240	23	5,714	Others
1,136	5,080	8,136	348	68	8,552	<b>WORKERS IN METALS (other than precious metals) AND IN ENGINEERING TRADES</b>
64	325	1,460	47	8	1,515	Blacksmiths and other skilled smithy and forge workers
614	1,251	2,032	73	20	2,125	Motor and motor-cycle mechanics
182	818	1,037	37	8	1,082	Fitters and fitter-assemblers (n.e.s.)
276	2,686	3,607	191	32	3,830	Others
29	1,116	1,241	68	8	1,317	<b>TEXTILE WORKERS</b>
56	1,024	1,990	71	19	2,080	<b>BOOT AND SHOE MAKERS</b>
41	201	1,132	32	14	1,178	Boot and shoe repairers and makers (not factory)
15	823	858	39	5	902	Other boot and shoe makers
69	561	1,446	69	9	1,524	<b>MAKERS OF TEXTILE GOODS AND ARTICLES (not boots or shoes) - GARMENT MAKERS</b>
61	450	1,288	67	9	1,364	Tailors, pressers and machinists
8	111	158	2	-	160	Other garment makers
190	3,231	4,455	266	30	4,751	<b>MAKERS OF FOODS</b>
1,070	3,442	6,818	240	25	7,083	<b>WORKERS IN WOOD AND FURNITURE</b>
915	2,412	5,302	170	16	5,488	Carpenters and joiners
155	1,030	1,516	70	9	1,595	Others
241	18,311	19,960	4,113	133	24,206	<b>WORKERS IN BUILDING AND CONTRACTING</b>
241	3,437	5,086	210	26	5,322	Skilled workers (including employers and managers)
-	5,452	5,452	1,055	41	6,548	Builders*, bricklayers*, plasterers* and masons* labourers
-	9,422	9,422	2,848	66	12,336	Contractors' labourers, navvies, road workers and other unskilled workers
663	6,060	9,198	401	74	9,673	<b>OTHER PRODUCERS, MAKERS AND REPAIRERS</b>
24	15,687	17,992	1,116	116	19,224	<b>TRANSPORT AND COMMUNICATION</b>
-	2,437	2,441	65	10	2,516	Railway workers
-	826	1,044	104	10	1,158	Drivers of horse-drawn vehicles
-	4,242	5,453	266	34	5,753	Drivers of self-propelled vehicles
-	1,184	1,730	62	9	1,801	Other road transport workers
-	1,258	1,258	326	13	1,597	Dock labourers and lightermen
3	912	1,007	70	13	1,090	Other water transport workers
-	1,625	1,625	130	12	1,767	Messengers
21	3,203	3,434	93	15	3,542	Others
449	7,777	19,459	374	74	19,907	<b>COMMERCE, FINANCE AND INSURANCE</b>
-	-	7,598	9	24	7,631	Proprietors, managing directors and managers in trading and in wholesale or retail businesses
-	-	1,847	-	4	1,851	Publicans
399	4,176	5,431	214	22	5,667	Salesmen and shop assistants
42	471	800	64	4	868	Barmen
8	3,130	3,783	87	20	3,890	Others
-	6,194	6,194	46	15	6,255	<b>PUBLIC ADMINISTRATION AND DEFENCE</b>
-	2,236	2,236	38	6	2,280	Civil service and local authority officials (including clerks)
-	3,958	3,958	8	9	3,975	Others
1,424	6,479	9,030	58	66	9,154	<b>PROFESSIONAL AND TECHNICAL</b>
617	2,598	3,215	-	37	3,252	Professed clergymen, christian brothers and theological students, etc.
-	1,783	1,816	10	9	1,835	Teachers (not music teachers)
807	2,098	3,999	48	20	4,067	Others
49	2,376	3,298	158	28	3,484	<b>PERSONAL SERVICE</b>
19	5,179	5,245	165	43	5,453	<b>CLERKS, TYPISTS AND DRAUGHTSMEN (excluding civil service and local authority clerks)</b>
56	14,327	14,906	2,399	134	17,439	<b>OTHER GAINFUL OCCUPATIONS</b>
-	9,314	9,335	1,869	97	11,301	Unskilled workers (n.e.s.)
56	5,013	5,571	530	37	6,138	Others
5,630	132,069	272,366	12,703	1,351	286,420	<b>TOTAL</b>

TABLE 18A (contd.) - MALES CLASSIFIED BY PRINCIPAL

## PROVINCE OF CONNACHT

Occupational Group	MALES AT WORK						
	EMPLOYERS				On own account	Assisting relatives	Managers
	1 - 4 employees	5 - 9 employees	10 or more employees	No. of employees not stated			
<b>AGRICULTURAL OCCUPATIONS</b>	<b>1,627</b>	<b>27</b>	<b>19</b>	<b>21</b>	<b>64,130</b>	<b>44,720</b>	<b>23</b>
Farmers	1,617	26	19	21	64,008	-	-
Farmers' sons and sons-in-law	-	-	-	-	-	36,231	-
Farmers' brothers	-	-	-	-	-	5,754	-
Farmers' other relatives	-	-	-	-	-	2,734	-
Agricultural labourers, living in	-	-	-	-	-	-	-
Agricultural labourers, living out	-	-	-	-	-	-	-
Others	10	1	-	-	122	1	23
<b>WORKERS IN METALS (other than precious metals) AND IN ENGINEERING TRADES</b>	<b>51</b>	<b>2</b>	<b>3</b>	<b>2</b>	<b>768</b>	<b>87</b>	<b>12</b>
Blacksmiths and other skilled smithy and forge workers	25	-	-	-	382	40	-
Motor and motor cycle mechanics	15	-	-	-	44	16	-
Fitters, and fitter-assemblers (n.e.s.)	1	-	-	-	5	-	-
Others	10	2	3	2	337	31	12
<b>TEXTILE WORKERS</b>	<b>2</b>	<b>-</b>	<b>-</b>	<b>-</b>	<b>8</b>	<b>2</b>	<b>5</b>
<b>BOOT AND SHOE MAKERS</b>	<b>16</b>	<b>-</b>	<b>-</b>	<b>-</b>	<b>240</b>	<b>12</b>	<b>2</b>
Boot and shoe repairers and makers (not factory)	15	-	-	-	239	12	-
Other boot and shoe makers	1	-	-	-	1	-	2
<b>MAKERS OF TEXTILE GOODS AND ARTICLES (not boots or shoes) - GARMENT MAKERS</b>	<b>68</b>	<b>2</b>	<b>2</b>	<b>1</b>	<b>307</b>	<b>21</b>	<b>-</b>
Tailors, pressers and machinists	63	-	-	-	304	20	-
Other garment makers	5	2	2	1	3	1	-
<b>MAKERS OF FOODS</b>	<b>27</b>	<b>8</b>	<b>11</b>	<b>4</b>	<b>28</b>	<b>16</b>	<b>81</b>
<b>WORKERS IN WOOD AND FURNITURE</b>	<b>65</b>	<b>4</b>	<b>3</b>	<b>-</b>	<b>736</b>	<b>41</b>	<b>5</b>
Carpenters and joiners	36	-	-	-	656	30	-
Others	29	4	3	-	80	11	5
<b>WORKERS IN BUILDING AND CONTRACTING</b>	<b>132</b>	<b>62</b>	<b>42</b>	<b>5</b>	<b>398</b>	<b>22</b>	<b>25</b>
Skilled workers (including employers and managers)	132	62	42	5	398	22	25
Builders', bricklayers', plasterers' and masons' labourers	-	-	-	-	-	-	-
Contractors' labourers, navvies, road workers and other unskilled workers	-	-	-	-	-	-	-
<b>OTHER PRODUCERS, MAKERS AND REPAIRERS</b>	<b>46</b>	<b>13</b>	<b>17</b>	<b>4</b>	<b>454</b>	<b>26</b>	<b>29</b>
<b>TRANSPORT AND COMMUNICATION</b>	<b>75</b>	<b>13</b>	<b>13</b>	<b>1</b>	<b>632</b>	<b>38</b>	<b>151</b>
Railway workers	-	-	-	-	-	-	8
Drivers of horse-drawn vehicles	3	-	-	-	28	3	-
Drivers of self-propelled vehicles	9	-	-	-	337	30	-
Other road transport workers	61	13	13	1	264	3	21
Dock labourers and lightermen	-	-	-	-	-	-	-
Other water transport workers	-	-	-	-	3	2	5
Messengers	-	-	-	-	-	-	-
Others	2	-	-	-	-	-	117
<b>COMMERCE, FINANCE AND INSURANCE</b>	<b>1,073</b>	<b>182</b>	<b>91</b>	<b>18</b>	<b>2,391</b>	<b>546</b>	<b>457</b>
Proprietors, managing directors and managers in trading and in whole-sale or retail businesses	791	161	85	12	1,713	-	360
Publicans	270	13	4	6	553	-	35
Salesmen and shop assistants	-	-	-	-	-	403	-
Barmen	-	-	-	-	-	128	-
Others	12	8	2	-	125	15	62
<b>PUBLIC ADMINISTRATION AND DEFENCE</b>	<b>-</b>	<b>-</b>	<b>-</b>	<b>-</b>	<b>-</b>	<b>-</b>	<b>-</b>
Civil service and local authority officials (including clerks)	-	-	-	-	-	-	-
Others	-	-	-	-	-	-	-
<b>PROFESSIONAL AND TECHNICAL</b>	<b>103</b>	<b>14</b>	<b>5</b>	<b>-</b>	<b>320</b>	<b>5</b>	<b>7</b>
Professed clergymen, christian brothers and theological students, etc.	-	-	-	-	-	-	-
Teachers (not music teachers)	-	-	-	-	9	-	-
Others	103	14	5	-	311	5	7
<b>PERSONAL SERVICE</b>	<b>78</b>	<b>28</b>	<b>13</b>	<b>1</b>	<b>190</b>	<b>17</b>	<b>15</b>
<b>CLERKS, TYPISTS AND DRAUGHTSMEN (excluding civil service and local authority clerks)</b>	<b>-</b>	<b>-</b>	<b>-</b>	<b>-</b>	<b>1</b>	<b>5</b>	<b>3</b>
<b>OTHER GAINFUL OCCUPATIONS</b>	<b>16</b>	<b>5</b>	<b>2</b>	<b>1</b>	<b>78</b>	<b>17</b>	<b>15</b>
Unskilled workers (n.e.s.)	-	-	-	-	-	5	-
Others	16	5	2	1	78	12	15
<b>TOTAL</b>	<b>3,379</b>	<b>360</b>	<b>221</b>	<b>58</b>	<b>70,681</b>	<b>45,575</b>	<b>830</b>

## OCCUPATIONS AND BY INDUSTRIAL STATUS

## PROVINCE OF CONNACHT (contd.)

MALES AT WORK (contd.)		Total at work	Males described as "Out of Work"	Total in hospitals, etc.	Total gainfully occupied	Occupational Group
EMPLOYEES						
Apprentices, learners & professional students	All other employees					
57	7,598	118,222	574	403	119,199	<b>AGRICULTURAL OCCUPATIONS</b>
-	-	65,691	-	230	65,921	Farmers
-	-	36,231	-	77	36,308	Farmers' sons and sons-in-law
-	-	5,754	-	14	5,768	Farmers' brothers
-	-	2,734	-	2	2,736	Farmers' other relatives
-	2,030	2,030	10	7	2,047	Agricultural labourers, living in
-	3,665	3,665	486	62	4,213	Agricultural labourers, living out
57	1,903	2,117	78	11	2,206	Others
319	983	2,227	65	24	2,316	<b>WORKERS IN METALS (other than previous metals) AND IN ENGINEERING TRADES</b>
27	77	551	6	1	558	Blacksmiths and other skilled smithy and forge workers
217	444	736	29	10	775	Motor and motor cycle mechanics
17	129	152	4	-	156	Fitters and fitter-assemblers (n.e.s.)
58	333	788	26	13	827	Others
6	157	180	3	1	184	<b>TEXTILE WORKERS</b>
21	176	467	3	6	476	<b>BOOT AND SHOE MAKERS</b>
14	43	323	-	6	329	Boot and shoe repairers and makers (not factory)
7	133	144	3	-	147	Other boot and shoe makers
46	219	666	15	10	691	<b>MAKERS OF TEXTILE GOODS AND ARTICLES (not boots or shoes) - GARMENT MAKERS</b>
41	208	636	15	9	660	Tailors, pressers and machinists
5	11	30	-	1	31	Other garment makers
59	663	897	38	4	939	<b>MAKERS OF FOODS</b>
432	1,074	2,360	94	13	2,467	<b>WORKERS IN WOOD AND FURNITURE</b>
371	834	1,927	73	10	2,010	Carpenters and joiners
61	240	433	21	3	457	Others
78	6,793	7,557	910	34	8,501	<b>WORKERS IN BUILDING AND CONTRACTING</b>
78	1,475	2,239	92	12	2,343	Skilled workers (including employers and managers)
-	1,657	1,657	163	5	1,825	Builders', bricklayers', plasterers' and masons' labourers
-	3,661	3,661	655	17	4,333	Contractors' labourers, navvies, road workers and other unskilled workers
164	1,584	2,337	83	23	2,443	<b>OTHER PRODUCERS, MAKERS AND REPAIRERS</b>
9	3,994	4,926	204	47	5,177	<b>TRANSPORT AND COMMUNICATION</b>
-	679	687	9	5	701	Railway workers
-	124	158	8	-	166	Drivers of horse-drawn vehicles
-	1,176	1,552	80	20	1,652	Drivers of self-propelled vehicles
-	370	746	11	8	765	Other road transport workers
-	197	197	48	3	248	Dock labourers and lightermen
2	104	116	7	-	123	Other water transport workers
-	307	307	20	4	331	Messengers
7	1,037	1,163	21	7	1,191	Others
346	3,113	8,217	120	46	8,383	<b>COMMERCE, FINANCE AND INSURANCE</b>
-	-	3,122	8	16	3,146	Proprietors, managing directors and managers in trading and in wholesale or retail businesses
-	-	881	1	2	884	Publicans
308	1,928	2,639	71	19	2,729	Salesmen and shop assistants
37	323	488	18	5	511	Barmen
1	862	1,087	22	4	1,113	Others
-	2,086	2,086	10	15	2,111	<b>PUBLIC ADMINISTRATION AND DEFENCE</b>
-	795	795	8	8	811	Civil service and local authority officials (including clerks)
-	1,291	1,291	2	7	1,300	Others
695	2,951	4,100	12	29	4,141	<b>PROFESSIONAL AND TECHNICAL</b>
270	1,070	1,340	-	10	1,350	Professed clergymen, christian brothers and theological students, etc.
-	967	976	4	8	988	Teachers (not music teachers)
425	914	1,784	8	11	1,803	Others
15	727	1,084	29	11	1,124	<b>PERSONAL SERVICE</b>
7	910	926	30	10	966	<b>CLERKS, TYPISTS AND DRAUGHTSMEN (excluding civil service and local authority clerks)</b>
19	3,123	3,276	1,321	104	4,701	<b>OTHER GAINFUL OCCUPATIONS</b>
-	2,196	2,201	324	89	2,614	Unskilled workers (n.e.s.)
19	927	1,075	997	15	2,087	Others
2,273	36,151	159,528	3,511	780	163,819	<b>TOTAL</b>

TABLE 18A (contd.) - MALES CLASSIFIED BY PRINCIPAL  
PROVINCE OF ULSTER

Occupational Group	MALES AT WORK						
	EMPLOYERS				On own account	Assisting relatives	Managers
	1 - 4 employees	5 - 9 employees	10 or more employees	No. of employees not stated			
<b>AGRICULTURAL OCCUPATIONS</b>	<b>2,011</b>	<b>77</b>	<b>22</b>	<b>15</b>	<b>27,762</b>	<b>19,924</b>	<b>16</b>
Farmers	2,004	76	21	15	27,690	-	-
Farmers' sons and sons-in-law	-	-	-	-	-	15,446	-
Farmers' brothers	-	-	-	-	-	3,132	-
Farmers' other relatives	-	-	-	-	-	1,339	-
Agricultural labourers, living in	-	-	-	-	-	-	-
Agricultural labourers, living out	-	-	-	-	-	-	-
Others	7	1	1	-	72	7	16
<b>WORKERS IN METALS (other than precious metals) AND IN ENGINEERING TRADES</b>	<b>44</b>	<b>6</b>	<b>1</b>	<b>2</b>	<b>456</b>	<b>50</b>	<b>4</b>
Blacksmiths and other skilled smithy and forge workers	22	-	-	-	250	25	-
Motor and motor cycle mechanics	8	-	-	-	40	8	-
Fitters and fitter-assemblers (n.e.s.)	3	-	-	-	-	-	-
Others	11	6	1	2	166	17	4
<b>TEXTILE WORKERS</b>	<b>18</b>	<b>6</b>	<b>6</b>	<b>2</b>	<b>10</b>	<b>4</b>	<b>10</b>
<b>BOOT AND SHOE MAKERS</b>	<b>15</b>	<b>-</b>	<b>1</b>	<b>-</b>	<b>242</b>	<b>15</b>	<b>9</b>
Boot and shoe repairers and makers (not factory)	15	-	-	-	242	14	-
Other boot and shoe makers	-	-	1	-	-	1	9
<b>MAKERS OF TEXTILE GOODS AND ARTICLES (not boots or shoes) - GARMENT MAKERS</b>	<b>35</b>	<b>2</b>	<b>7</b>	<b>-</b>	<b>176</b>	<b>15</b>	<b>6</b>
Tailors, pressers and machinists	35	-	-	-	172	15	-
Other garment makers	-	2	7	-	4	-	6
<b>MAKERS OF FOODS</b>	<b>20</b>	<b>5</b>	<b>9</b>	<b>2</b>	<b>18</b>	<b>17</b>	<b>73</b>
<b>WORKERS IN WOOD AND FURNITURE</b>	<b>24</b>	<b>5</b>	<b>4</b>	<b>3</b>	<b>515</b>	<b>27</b>	<b>5</b>
Carpenters and joiners	17	-	-	-	463	16	-
Others	7	5	4	3	52	11	5
<b>WORKERS IN BUILDING AND CONTRACTING</b>	<b>58</b>	<b>31</b>	<b>30</b>	<b>2</b>	<b>227</b>	<b>9</b>	<b>15</b>
Skilled workers (including employers and managers)	58	31	30	2	227	9	15
Builders', bricklayers', plasterers' and masons' labourers	-	-	-	-	-	-	-
Contractors' labourers, navvies, road-workers and other unskilled workers	-	-	-	-	-	-	-
<b>OTHER PRODUCERS, MAKERS AND REPAIRERS</b>	<b>35</b>	<b>9</b>	<b>9</b>	<b>3</b>	<b>576</b>	<b>27</b>	<b>29</b>
<b>TRANSPORT AND COMMUNICATION</b>	<b>40</b>	<b>14</b>	<b>12</b>	<b>3</b>	<b>409</b>	<b>21</b>	<b>81</b>
Railway workers	-	-	-	-	-	-	1
Drivers of horse-drawn vehicles	-	-	-	-	7	1	-
Drivers of self-propelled vehicles	5	-	-	-	331	12	-
Other road transport workers	30	14	12	3	66	4	21
Dock labourers and lightermen	-	-	-	-	-	-	-
Other water transport workers	-	-	-	-	5	4	2
Messengers	-	-	-	-	-	-	-
Others	5	-	-	-	-	-	57
<b>COMMERCE, FINANCE AND INSURANCE</b>	<b>642</b>	<b>113</b>	<b>53</b>	<b>14</b>	<b>1,837</b>	<b>376</b>	<b>233</b>
Proprietors, managing directors and managers in trading and in wholesale or retail businesses	474	99	51	12	1,473	-	184
Publicans	152	11	1	1	273	-	20
Salesmen and shop assistants	-	-	-	-	-	271	-
Barmen	-	-	-	-	-	88	-
Others	16	3	1	1	91	17	29
<b>PUBLIC ADMINISTRATION AND DEFENCE</b>	<b>-</b>	<b>-</b>	<b>-</b>	<b>-</b>	<b>-</b>	<b>-</b>	<b>-</b>
Civil service and local authority officials (including clerks)	-	-	-	-	-	-	-
Others	-	-	-	-	-	-	-
<b>PROFESSIONAL AND TECHNICAL</b>	<b>63</b>	<b>9</b>	<b>2</b>	<b>2</b>	<b>191</b>	<b>5</b>	<b>4</b>
Professed clergymen, christian brothers and theological students, etc.	-	-	-	-	-	-	-
Teachers (not music teachers)	2	1	-	-	-	-	-
Others	61	8	2	2	191	5	4
<b>PERSONAL SERVICE</b>	<b>59</b>	<b>20</b>	<b>9</b>	<b>3</b>	<b>110</b>	<b>18</b>	<b>13</b>
<b>CLERKS, TYPISTS AND DRAUGHTSMEN (excluding civil service and local authority clerks)</b>	<b>-</b>	<b>-</b>	<b>-</b>	<b>-</b>	<b>1</b>	<b>2</b>	<b>2</b>
<b>OTHER GAINFUL OCCUPATIONS</b>	<b>11</b>	<b>5</b>	<b>1</b>	<b>-</b>	<b>45</b>	<b>14</b>	<b>8</b>
Unskilled workers (n.e.s.)	-	-	-	-	-	2	-
Others	11	5	1	-	45	12	8
<b>TOTAL</b>	<b>3,075</b>	<b>302</b>	<b>166</b>	<b>51</b>	<b>32,575</b>	<b>20,524</b>	<b>508</b>

## OCCUPATIONS AND BY INDUSTRIAL STATUS

## PROVINCE OF ULSTER (contd.)

MALES AT WORK (contd.)		Total at work	Males described as "Out of Work"	Total in hospitals, etc.	Total gainfully occupied	Occupational Group
EMPLOYEES						
Apprentices, learners & professional students	All other employees					
47	7,270	57,144	693	118	57,955	<b>AGRICULTURAL OCCUPATIONS</b>
-	-	29,806	-	62	29,868	Farmers
-	-	15,446	-	19	15,465	Farmers' sons and sons-in-law
-	-	3,132	-	2	3,134	Farmers' brothers
-	-	1,339	-	-	1,339	Farmers' other relatives
-	1,224	1,224	5	2	1,231	Agricultural labourers, living in
-	5,298	5,298	660	29	5,987	Agricultural labourers, living out
47	748	899	28	4	931	Others
192	781	1,536	51	10	1,597	<b>WORKERS IN METALS (other than precious metals) AND IN ENGINEERING TRADES</b>
18	80	395	8	3	406	Blacksmiths and other skilled smithy and forge workers
125	352	533	25	5	563	Motor and motor cycle mechanics
5	53	61	3	-	64	Fitters and fitter-assemblers (n.e.s.)
44	296	547	15	2	564	Others
6	521	583	70	1	654	<b>TEXTILE WORKERS</b>
14	413	709	10	5	724	<b>BOOT AND SHOE MAKERS</b>
9	30	310	4	1	315	Boot and shoe repairers and makers (not factory)
5	383	399	6	4	409	Other boot and shoe makers
23	135	399	7	2	408	<b>MAKERS OF TEXTILE GOODS AND ARTICLES (not boots or shoes) - GARMENT MAKERS</b>
16	95	333	5	2	340	Tailors, pressers and machinists
7	40	66	2	-	68	Other garment makers
43	429	616	30	3	649	<b>MAKERS OF FOODS</b>
240	782	1,605	49	4	1,658	<b>WORKERS IN WOOD AND FURNITURE</b>
186	532	1,214	43	3	1,260	Carpenters and joiners
54	250	391	6	1	398	Others
62	5,008	5,442	787	27	6,256	<b>WORKERS IN BUILDING AND CONTRACTING</b>
62	912	1,346	58	6	1,410	Skilled workers (including employers and managers)
-	927	927	127	3	1,057	Builders*, bricklayers*, plasterers* and masons* labourers
-	3,169	3,169	602	18	3,789	Contractors* labourers, navvies, road-workers and other unskilled workers
76	890	1,654	58	8	1,720	<b>OTHER PRODUCERS, MAKERS AND REPAIRERS</b>
2	2,651	3,233	117	11	3,361	<b>TRANSPORT AND COMMUNICATION</b>
-	380	381	11	3	395	Railway workers
-	76	84	4	-	88	Drivers of horse-drawn vehicles
-	972	1,320	74	3	1,397	Drivers of self-propelled vehicles
-	280	430	11	1	442	Other road transport workers
-	6	6	-	-	6	Dock labourers and lightermen
-	118	129	1	-	130	Other water transport workers
-	107	107	3	-	110	Messengers
2	712	776	13	4	793	Others
189	1,985	5,442	74	23	5,539	<b>COMMERCE, FINANCE AND INSURANCE</b>
-	-	2,293	1	12	2,306	Proprietors, managing directors and managers in trading and in wholesale or retail businesses
-	-	458	2	-	460	Publicans
163	1,237	1,671	45	5	1,721	Salesmen and shop assistants
25	268	381	17	3	401	Barmen
1	480	639	9	3	651	Others
-	1,216	1,216	8	10	1,234	<b>PUBLIC ADMINISTRATION AND DEFENCE</b>
-	528	528	7	3	538	Civil service and local authority officials (including clerks)
-	688	688	1	7	696	Others
129	1,484	1,889	7	8	1,904	<b>PROFESSIONAL AND TECHNICAL</b>
25	547	572	-	4	576	Professed clergymen, christian brothers and theological students, etc.
-	523	526	1	-	527	Teachers (not music teachers)
104	414	791	6	4	801	Others
8	401	641	22	3	666	<b>PERSONAL SERVICE</b>
5	486	496	11	4	511	<b>CLERKS, TYPISTS AND DRAUGHTSMEN (excluding civil service and local authority clerks)</b>
5	1,777	1,866	743	19	2,628	<b>OTHER GAINFUL OCCUPATIONS</b>
-	1,104	1,106	199	13	1,318	Unskilled workers (n.e.s.)
5	673	760	544	6	1,310	Others
1,041	26,229	84,471	2,737	256	87,464	<b>TOTAL</b>

TABLE 18B - FEMALES CLASSIFIED BY PRINCIPAL

The code number of the individual occupations comprising the groups in this table are shown

## TOTAL

Occupational Group	FEMALES AT WORK						
	EMPLOYERS				On own account	Assist- ing rel- atives	Managers
	1 - 4 employ- ees	5 - 9 employ- ees	10 or more employ- ees	No. of employ- ees not stated			
<b>AGRICULTURAL OCCUPATIONS</b>	<b>5,359</b>	<b>142</b>	<b>40</b>	<b>84</b>	<b>30,341</b>	<b>30,919</b>	<b>13</b>
Farmers	5,348	141	39	82	30,297	-	-
Farmers' daughters and daughters- in-law	-	-	-	-	-	23,712	-
Farmers' other relatives	-	-	-	-	-	7,188	-
Others	11	1	1	2	44	19	13
<b>TEXTILE WORKERS</b>	<b>17</b>	<b>4</b>	<b>6</b>	<b>-</b>	<b>117</b>	<b>1</b>	<b>35</b>
<b>BOOT AND SHOE MAKERS</b>	<b>5</b>	<b>1</b>	<b>-</b>	<b>-</b>	<b>10</b>	<b>6</b>	<b>2</b>
<b>MAKERS OF TEXTILE GOODS AND ARTICLES (not boots or shoes) - GARMENT MAKERS</b>	<b>144</b>	<b>6</b>	<b>19</b>	<b>3</b>	<b>3,206</b>	<b>68</b>	<b>43</b>
Tailors, pressers and machinists	10	-	-	-	117	25	-
Dressmakers and other light clothing makers	124	-	-	-	3,048	41	-
Other garment makers	10	6	19	3	41	2	43
<b>MAKERS OF FOODS</b>	<b>45</b>	<b>19</b>	<b>11</b>	<b>5</b>	<b>54</b>	<b>34</b>	<b>70</b>
<b>OTHER PRODUCERS, MAKERS AND REPAIRERS</b>	<b>32</b>	<b>9</b>	<b>27</b>	<b>9</b>	<b>165</b>	<b>47</b>	<b>98</b>
<b>TRANSPORT AND COMMUNICATION</b>	<b>74</b>	<b>6</b>	<b>3</b>	<b>-</b>	<b>34</b>	<b>18</b>	<b>940</b>
<b>COMMERCE, FINANCE AND INSURANCE</b>	<b>2,542</b>	<b>270</b>	<b>98</b>	<b>54</b>	<b>8,057</b>	<b>2,767</b>	<b>747</b>
Proprietors, managing directors and manageresses in trading and in wholesale or retail businesses	1,952	234	92	34	6,151	-	613
Publicans	566	31	3	14	1,710	-	76
Saleswomen and shop assistants	-	-	-	-	-	2,197	-
Barmaids	-	-	-	-	-	539	-
Others	24	5	3	6	196	31	58
<b>PUBLIC ADMINISTRATION AND DEFENCE (including clerks)</b>	<b>-</b>	<b>-</b>	<b>-</b>	<b>-</b>	<b>-</b>	<b>-</b>	<b>-</b>
<b>PROFESSIONAL AND TECHNICAL</b>	<b>81</b>	<b>30</b>	<b>7</b>	<b>10</b>	<b>2,023</b>	<b>20</b>	<b>22</b>
Nuns, postulants and lay sisters, etc.	-	-	-	-	-	-	-
Teachers (not music teachers)	17	9	3	5	181	-	2
Nurses, midwives and probationers	38	19	2	4	1,021	8	17
Others	26	2	2	1	821	12	3
<b>PERSONAL SERVICE</b>	<b>807</b>	<b>117</b>	<b>48</b>	<b>43</b>	<b>3,128</b>	<b>308</b>	<b>965</b>
Domestic servants, living in	-	-	-	-	-	-	-
Domestic servants, living out	-	-	-	-	-	-	-
Others	807	117	48	43	3,128	308	965
<b>CLERKS, TYPISTS, etc. (excluding civil service and local authority clerks)</b>	<b>-</b>	<b>-</b>	<b>-</b>	<b>-</b>	<b>34</b>	<b>186</b>	<b>20</b>
<b>OTHER GAINFUL OCCUPATIONS</b>	<b>25</b>	<b>7</b>	<b>2</b>	<b>-</b>	<b>158</b>	<b>42</b>	<b>55</b>
<b>TOTAL</b>	<b>9,131</b>	<b>611</b>	<b>261</b>	<b>208</b>	<b>47,327</b>	<b>34,416</b>	<b>3,010</b>

## OCCUPATIONS AND BY INDUSTRIAL STATUS

in Appendix E. The complete list of individual occupations is shown in Appendix B.

## TOTAL (contd.)

FEMALES AT WORK (contd.)		Total at work	Females described as "Out of Work"	Total in hospitals, etc.	Total gainfully occupied	Occupational Group
EMPLOYEES						
Apprentices learners & professional students	All other employees					
31	709	67,638	44	36	67,718	<b>AGRICULTURAL OCCUPATIONS</b>
-	-	35,907	-	19	35,926	Farmers
-	-	23,712	-	9	23,721	Farmers' daughters and daughters-in-law
-	-	7,188	-	1	7,189	Farmers' other relatives
31	709	831	44	7	882	Others
155	7,565	7,900	212	69	8,181	<b>TEXTILE WORKERS</b>
34	2,528	2,586	99	26	2,711	<b>BOOT AND SHOE MAKERS</b>
2,011	13,877	19,377	454	150	19,981	<b>MAKERS OF TEXTILE GOODS AND ARTICLES (not boots or shoes) - GARMENT MAKERS</b>
918	8,323	9,393	245	97	9,735	Tailors, pressers and machinists
927	3,015	7,155	131	37	7,323	Dressmakers and other light clothing makers
166	2,539	2,829	78	16	2,923	Other garment makers
296	4,250	4,784	191	39	5,014	<b>MAKERS OF FOODS</b>
689	10,018	11,094	349	131	11,574	<b>OTHER PRODUCERS, MAKERS AND REPAIRERS</b>
44	3,453	4,572	79	30	4,681	<b>TRANSPORT AND COMMUNICATION</b>
1,416	22,775	38,726	1,003	217	39,946	<b>COMMERCE, FINANCE AND INSURANCE</b>
-	-	9,076	9	29	9,114	Proprietors, managing directors and manageresses in trading and in wholesale or retail businesses
-	-	2,400	1	7	2,408	Publicans
1,361	20,127	23,685	874	160	24,719	Saleswomen and shop assistants
45	2,032	2,616	95	16	2,727	Barmaids
10	616	949	24	5	978	Others
-	5,059	5,059	24	34	5,117	<b>PUBLIC ADMINISTRATION AND DEFENCE (including clerks)</b>
4,324	31,417	37,934	580	333	38,847	<b>PROFESSIONAL AND TECHNICAL</b>
911	11,932	12,843	-	63	12,906	Nuns, postulants and lay sisters, etc.
-	9,200	9,417	103	68	9,588	Teachers (not music teachers)
2,096	6,802	10,007	388	145	10,540	Nurses, midwives and probationers
1,317	3,483	5,667	89	57	5,813	Others
503	68,448	74,367	2,692	1,399	78,458	<b>PERSONAL SERVICE</b>
-	37,278	37,278	136	269	37,683	Domestic servants, living in
-	17,569	17,569	1,855	482	19,906	Domestic servants, living out
503	13,601	19,520	701	648	20,869	Others
33	29,509	29,782	767	214	30,763	<b>CLERKS, TYPISTS, etc. (excluding civil service and local authority clerks)</b>
59	10,461	10,809	899	149	11,857	<b>OTHER GAINFUL OCCUPATIONS</b>
9,595	210,069	314,628	7,393	2,827	324,848	<b>TOTAL</b>

TABLE 18B (contd.) - FEMALES CLASSIFIED BY PRINCIPAL  
PROVINCE OF LEINSTER

Occupational Group	FEMALES AT WORK						
	EMPLOYERS				On own account	Assist- ing rel- atives	Managers
	1 - 4 employ- ees	5 - 9 employ- ees	10 or more employ- ees	No. of employ- ees not stated			
<b>AGRICULTURAL OCCUPATIONS</b>	<b>2,297</b>	<b>83</b>	<b>26</b>	<b>48</b>	<b>6,376</b>	<b>5,953</b>	<b>3</b>
Farmers	2,294	82	26	46	6,363	-	-
Farmers' daughters and daughters- in-law	-	-	-	-	-	4,244	-
Farmers' other relatives	-	-	-	-	-	1,697	-
Others	3	1	-	2	13	12	3
<b>TEXTILE WORKERS</b>	<b>5</b>	<b>1</b>	<b>2</b>	<b>-</b>	<b>14</b>	<b>-</b>	<b>14</b>
<b>BOOT AND SHOE MAKERS</b>	<b>3</b>	<b>1</b>	<b>-</b>	<b>-</b>	<b>3</b>	<b>2</b>	<b>2</b>
<b>MAKERS OF TEXTILE GOODS AND ARTICLES (not boots or shoes) - GARMENT MAKERS</b>	<b>50</b>	<b>5</b>	<b>16</b>	<b>2</b>	<b>1,204</b>	<b>23</b>	<b>41</b>
Tailors, pressers and machinists	5	-	-	-	48	9	-
Dressmakers and other light clothing makers	39	-	-	-	1,124	14	-
Other garment makers	6	5	16	2	32	-	41
<b>MAKERS OF FOODS</b>	<b>16</b>	<b>6</b>	<b>7</b>	<b>2</b>	<b>26</b>	<b>19</b>	<b>45</b>
<b>OTHER PRODUCERS, MAKERS AND REPAIRERS</b>	<b>23</b>	<b>3</b>	<b>14</b>	<b>6</b>	<b>68</b>	<b>16</b>	<b>75</b>
<b>TRANSPORT AND COMMUNICATION</b>	<b>36</b>	<b>4</b>	<b>2</b>	<b>-</b>	<b>9</b>	<b>5</b>	<b>337</b>
<b>COMMERCE, FINANCE AND INSURANCE</b>	<b>1,151</b>	<b>152</b>	<b>61</b>	<b>33</b>	<b>2,530</b>	<b>1,025</b>	<b>438</b>
Proprietors, managing directors and manageresses in trading and in wholesale or retail businesses	933	126	56	19	2,159	-	376
Publicans	202	21	3	8	259	-	26
Saleswomen and shop assistants	-	-	-	-	-	850	-
Barmaids	-	-	-	-	-	157	-
Others	16	5	2	6	112	18	36
<b>PUBLIC ADMINISTRATION AND DEFENCE (including clerks)</b>	<b>-</b>	<b>-</b>	<b>-</b>	<b>-</b>	<b>-</b>	<b>-</b>	<b>-</b>
<b>PROFESSIONAL AND TECHNICAL</b>	<b>42</b>	<b>22</b>	<b>5</b>	<b>9</b>	<b>1,017</b>	<b>9</b>	<b>6</b>
Nuns, postulants and lay sisters, etc.	-	-	-	-	-	-	-
Teachers (not music teachers)	9	8	2	5	105	-	2
Nurses, midwives and probationers	18	12	2	3	458	6	4
Others	15	2	1	1	454	3	-
<b>PERSONAL SERVICE</b>	<b>356</b>	<b>52</b>	<b>25</b>	<b>24</b>	<b>1,404</b>	<b>163</b>	<b>590</b>
Domestic servants, living in	-	-	-	-	-	-	-
Domestic servants, living out	-	-	-	-	-	-	-
Others	356	52	25	24	1,404	163	590
<b>CLERKS, TYPISTS, etc. (excluding civil service and local authority clerks)</b>	<b>-</b>	<b>-</b>	<b>-</b>	<b>-</b>	<b>17</b>	<b>93</b>	<b>17</b>
<b>OTHER GAINFUL OCCUPATIONS</b>	<b>17</b>	<b>1</b>	<b>1</b>	<b>-</b>	<b>97</b>	<b>18</b>	<b>32</b>
<b>TOTAL</b>	<b>3,996</b>	<b>330</b>	<b>159</b>	<b>124</b>	<b>12,765</b>	<b>7,326</b>	<b>1,600</b>

## OCCUPATIONS AND BY INDUSTRIAL STATUS

## PROVINCE OF LEINSTER (contd.)

FEMALES AT WORK (contd.)		Total at work	Females described as "Out of Work"	Total in hospitals, etc.	Total gainfully occupied	Occupational Group
EMPLOYEES						
Apprentices, learners & professional students	All other employees					
7	337	15,130	22	15	15,167	<b>AGRICULTURAL OCCUPATIONS</b>
-	-	8,811	-	5	8,816	Farmers
-	-	4,244	-	5	4,249	Farmers' daughters and daughters-in-law
-	-	1,697	-	-	1,697	Farmers' other relatives
7	337	378	22	5	405	Others
121	3,785	3,942	86	31	4,059	<b>TEXTILE WORKERS</b>
22	1,485	1,518	65	17	1,600	<b>BOOT AND SHOE MAKERS</b>
1,670	10,730	13,741	357	120	14,218	<b>MAKERS OF TEXTILE GOODS AND ARTICLES (not boots or shoes) - GARMENT MAKERS</b>
832	6,980	7,874	204	79	8,157	Tailors, pressers and machinists
692	2,160	4,029	92	28	4,149	Dressmakers and other light clothing makers
146	1,590	1,838	61	13	1,912	Other garment makers
169	2,713	3,003	95	30	3,128	<b>MAKERS OF FOODS</b>
629	7,384	8,218	252	86	8,556	<b>OTHER PRODUCERS, MAKERS AND REPAIRERS</b>
18	2,095	2,506	42	19	2,567	<b>TRANSPORT AND COMMUNICATION</b>
780	12,801	18,971	548	129	19,648	<b>COMMERCE, FINANCE AND INSURANCE</b>
-	-	3,669	5	16	3,690	Proprietors, managing directors and manageresses in trading and in wholesale or retail businesses
-	-	519	-	2	521	Publicans
761	11,740	13,351	506	102	13,959	Saleswomen and shop assistants
10	624	791	23	4	818	Barmaids
9	437	641	14	5	660	Others
-	4,110	4,110	10	29	4,149	<b>PUBLIC ADMINISTRATION AND DEFENCE (including clerks)</b>
3,057	14,878	19,045	225	171	19,441	<b>PROFESSIONAL AND TECHNICAL</b>
573	5,568	6,141	-	24	6,165	Nuns, postulants and lay sisters, etc.
-	3,760	3,891	51	37	3,979	Teachers (not music teachers)
1,480	3,528	5,511	138	88	5,737	Nurses, midwives and probationers
1,004	2,022	3,502	36	22	3,560	Others
222	37,858	40,694	1,472	935	43,101	<b>PERSONAL SERVICE</b>
-	19,138	19,138	58	92	19,288	Domestic servants, living in
-	9,709	9,709	975	347	11,031	Domestic servants, living out
222	9,011	11,847	439	496	12,782	Others
26	21,975	22,128	542	167	22,837	<b>CLERKS, TYPISTS, etc. (excluding civil service and local authority clerks)</b>
51	8,302	8,519	507	110	9,136	<b>OTHER GAINFUL OCCUPATIONS</b>
6,772	128,453	161,525	4,223	1,859	167,607	<b>TOTAL</b>

TABLE 18B (contd.) - FEMALES CLASSIFIED BY PRINCIPAL  
PROVINCE OF MUNSTER

Occupational Group	FEMALES AT WORK						
	EMPLOYERS				On own account	Assist- ing rel- atives	Managers
	1 - 4 employ- ees	5 - 9 employ- ees	10 or more employ- ees	No. of employ- ees not stated			
<b>AGRICULTURAL OCCUPATIONS</b>	<b>2,381</b>	<b>44</b>	<b>8</b>	<b>22</b>	<b>8,275</b>	<b>11,959</b>	<b>6</b>
Farmers	2,375	44	8	22	8,252	-	-
Farmers' daughters and daughters- in-law	-	-	-	-	-	9,243	-
Farmers' other relatives	-	-	-	-	-	2,710	-
Others	6	-	-	-	23	6	6
<b>TEXTILE WORKERS</b>	<b>8</b>	<b>1</b>	<b>-</b>	<b>-</b>	<b>50</b>	<b>1</b>	<b>5</b>
<b>BOOT AND SHOE MAKERS</b>	<b>2</b>	<b>-</b>	<b>-</b>	<b>-</b>	<b>5</b>	<b>4</b>	<b>-</b>
<b>MAKERS OF TEXTILE GOODS AND ARTICLES (not boots or shoes) - GARMENT MAKERS</b>	<b>52</b>	<b>-</b>	<b>1</b>	<b>1</b>	<b>1,037</b>	<b>24</b>	<b>1</b>
Tailors, pressers and machinists	5	-	-	-	36	12	-
Dressmakers and other light clothing makers	45	-	-	-	994	11	-
Other garment makers	2	-	1	1	7	1	1
<b>MAKERS OF FOODS</b>	<b>15</b>	<b>10</b>	<b>3</b>	<b>1</b>	<b>19</b>	<b>9</b>	<b>22</b>
<b>OTHER PRODUCERS, MAKERS AND REPAIRERS</b>	<b>7</b>	<b>5</b>	<b>6</b>	<b>2</b>	<b>52</b>	<b>19</b>	<b>16</b>
<b>TRANSPORT AND COMMUNICATION</b>	<b>20</b>	<b>2</b>	<b>1</b>	<b>-</b>	<b>16</b>	<b>8</b>	<b>328</b>
<b>COMMERCE, FINANCE AND INSURANCE</b>	<b>926</b>	<b>74</b>	<b>20</b>	<b>13</b>	<b>3,833</b>	<b>1,108</b>	<b>181</b>
Proprietors, managing directors and manageresses in trading and in whole- sale or retail businesses	673	68	19	8	2,770	-	139
Publicans	246	6	-	5	1,002	-	38
Saleswomen and shop assistants	-	-	-	-	-	841	-
Barmaids	-	-	-	-	-	258	-
Others	7	-	1	-	61	9	4
<b>PUBLIC ADMINISTRATION AND DEFENCE (including clerks)</b>	<b>-</b>	<b>-</b>	<b>-</b>	<b>-</b>	<b>-</b>	<b>-</b>	<b>-</b>
<b>PROFESSIONAL AND TECHNICAL</b>	<b>30</b>	<b>6</b>	<b>1</b>	<b>1</b>	<b>626</b>	<b>3</b>	<b>6</b>
Nuns, postulants and lay sisters, etc.	-	-	-	-	-	-	-
Teachers (not music teachers)	5	1	-	-	52	-	-
Nurses, midwives and probationers	19	5	-	1	357	2	4
Others	6	-	1	-	217	1	2
<b>PERSONAL SERVICE</b>	<b>272</b>	<b>38</b>	<b>14</b>	<b>11</b>	<b>1,022</b>	<b>92</b>	<b>245</b>
Domestic servants, living in	-	-	-	-	-	-	-
Domestic servants, living out	-	-	-	-	-	-	-
Others	272	38	14	11	1,022	92	245
<b>CLERKS, TYPISTS, etc. (excluding civil service and local authority clerks)</b>	<b>-</b>	<b>-</b>	<b>-</b>	<b>-</b>	<b>13</b>	<b>64</b>	<b>2</b>
<b>OTHER GAINFUL OCCUPATIONS</b>	<b>5</b>	<b>3</b>	<b>1</b>	<b>-</b>	<b>40</b>	<b>19</b>	<b>17</b>
<b>TOTAL</b>	<b>3,718</b>	<b>183</b>	<b>55</b>	<b>51</b>	<b>14,988</b>	<b>13,310</b>	<b>829</b>

## OCCUPATIONS AND BY INDUSTRIAL STATUS

## PROVINCE OF MUNSTER (contd.)

FEMALES AT WORK (contd.)		Total at work	Females described as "Out of Work"	Total in hospitals, etc.	Total gainfully occupied	Occupational Group
EMPLOYEES						
Apprentices, learners & professional students	All other employees					
23	267	22,985	14	7	23,006	<b>AGRICULTURAL OCCUPATIONS</b>
-	-	10,701	-	5	10,706	Farmers
-	-	9,243	-	-	9,243	Farmers' daughters and daughters-in-law
-	-	2,710	-	1	2,711	Farmers' other relatives
23	267	331	14	1	346	Others
18	2,563	2,646	95	31	2,772	<b>TEXTILE WORKERS</b>
7	651	669	32	4	705	<b>BOOT AND SHOE MAKERS</b>
229	1,479	2,824	56	19	2,899	<b>MAKERS OF TEXTILE GOODS AND ARTICLES (not boots or shoes) - GARMENT MAKERS</b>
75	805	933	28	13	974	Tailors, pressers and machinists
145	417	1,612	26	4	1,642	Dressmakers and other light clothing makers
9	257	279	2	2	283	Other garment makers
93	1,189	1,361	77	8	1,446	<b>MAKERS OF FOODS</b>
38	2,015	2,160	65	31	2,256	<b>OTHER PRODUCERS, MAKERS AND REPAIRERS</b>
11	795	1,181	24	6	1,211	<b>TRANSPORT AND COMMUNICATION</b>
310	6,544	13,009	307	46	13,362	<b>COMMERCE, FINANCE AND INSURANCE</b>
-	-	3,677	2	7	3,686	Proprietors, managing directors and manageresses in trading and in whole-sale or retail businesses
-	-	1,297	-	2	1,299	Publicans
289	5,450	6,580	256	29	6,865	Saleswomen and shop assistants
20	955	1,233	44	8	1,285	Barmaids
1	139	222	5	-	227	Others
-	515	515	9	2	526	<b>PUBLIC ADMINISTRATION AND DEFENCE (including clerks)</b>
848	9,518	11,039	183	73	11,295	<b>PROFESSIONAL AND TECHNICAL</b>
197	4,270	4,467	-	14	4,481	Nuns, postulants and lay sisters, etc.
-	2,763	2,821	29	18	2,868	Teachers (not music teachers)
483	1,672	2,543	128	19	2,690	Nurses, midwives and probationers
168	813	1,208	26	22	1,256	Others
168	20,503	22,365	780	242	23,387	<b>PERSONAL SERVICE</b>
-	11,793	11,793	37	89	11,919	Domestic servants, living in
-	5,580	5,580	576	104	6,260	Domestic servants, living out
168	3,130	4,992	167	49	5,208	Others
6	5,070	5,155	130	22	5,307	<b>CLERKS, TYPISTS, etc. (excluding civil service and local authority clerks)</b>
4	1,661	1,750	216	15	1,981	<b>OTHER GAINFUL OCCUPATIONS</b>
1,755	52,770	87,659	1,988	506	90,153	<b>TOTAL</b>

TABLE 18B (contd.) - FEMALES CLASSIFIED BY PRINCIPAL  
PROVINCE OF CONNACHT

Occupational Group	FEMALES AT WORK						
	EMPLOYERS				On own account	Assist- ing rel- atives	Managers
	1 - 4 employ- ees	5 - 9 employ- ees	10 or more employ- ees	No. of employ- ees not stated			
<b>AGRICULTURAL OCCUPATIONS</b>	<b>323</b>	<b>7</b>	<b>3</b>	<b>6</b>	<b>10,792</b>	<b>8,939</b>	<b>2</b>
Farmers	321	7	3	6	10,784	-	-
Farmers' daughters and daughters- in-law	-	-	-	-	-	7,249	-
Farmers' other relatives	-	-	-	-	-	1,689	-
Others	2	-	-	-	8	1	2
<b>TEXTILE WORKERS</b>	<b>4</b>	<b>-</b>	<b>2</b>	<b>-</b>	<b>27</b>	<b>-</b>	<b>11</b>
<b>BOOT AND SHOE MAKERS</b>	<b>-</b>	<b>-</b>	<b>-</b>	<b>-</b>	<b>2</b>	<b>-</b>	<b>-</b>
<b>MAKERS OF TEXTILE GOODS AND ARTICLES (not boots or shoes) - GARMENT MAKERS</b>	<b>39</b>	<b>-</b>	<b>-</b>	<b>-</b>	<b>582</b>	<b>11</b>	<b>-</b>
Tailors, pressers and machinists	-	-	-	-	16	1	-
Dressmakers and other light clothing makers	37	-	-	-	565	10	-
Other garment makers	2	-	-	-	1	-	-
<b>MAKERS OF FOODS</b>	<b>12</b>	<b>1</b>	<b>1</b>	<b>2</b>	<b>5</b>	<b>4</b>	<b>3</b>
<b>OTHER PRODUCERS, MAKERS AND REPAIRERS</b>	<b>1</b>	<b>-</b>	<b>5</b>	<b>1</b>	<b>19</b>	<b>6</b>	<b>5</b>
<b>TRANSPORT AND COMMUNICATION</b>	<b>15</b>	<b>-</b>	<b>-</b>	<b>-</b>	<b>7</b>	<b>2</b>	<b>177</b>
<b>COMMERCE, FINANCE AND INSURANCE</b>	<b>309</b>	<b>20</b>	<b>10</b>	<b>6</b>	<b>1,131</b>	<b>406</b>	<b>96</b>
Proprietors, managing directors and manageresses in trading and in wholesale or retail businesses	233	18	10	5	786	-	76
Publicans	75	2	-	1	328	-	10
Saleswomen and shop assistants	-	-	-	-	-	309	-
Barmaids	-	-	-	-	-	94	-
Others	1	-	-	-	17	3	10
<b>PUBLIC ADMINISTRATION AND DEFENCE (including clerks)</b>	<b>-</b>	<b>-</b>	<b>-</b>	<b>-</b>	<b>-</b>	<b>-</b>	<b>-</b>
<b>PROFESSIONAL AND TECHNICAL</b>	<b>4</b>	<b>1</b>	<b>1</b>	<b>-</b>	<b>260</b>	<b>6</b>	<b>8</b>
Nuns, postulants and lay sisters, etc.	-	-	-	-	-	-	-
Teachers (not music teachers)	1	-	1	-	20	-	-
Nurses, midwives and probationers	-	1	-	-	150	-	7
Others	3	-	-	-	90	6	1
<b>PERSONAL SERVICE</b>	<b>106</b>	<b>14</b>	<b>5</b>	<b>6</b>	<b>458</b>	<b>32</b>	<b>95</b>
Domestic servants, living in	-	-	-	-	-	-	-
Domestic servants, living out	-	-	-	-	-	-	-
Others	106	14	5	6	458	32	95
<b>CLERKS, TYPISTS, etc. (excluding civil service and local authority clerks)</b>	<b>-</b>	<b>-</b>	<b>-</b>	<b>-</b>	<b>3</b>	<b>22</b>	<b>1</b>
<b>OTHER GAINFUL OCCUPATIONS</b>	<b>1</b>	<b>2</b>	<b>-</b>	<b>-</b>	<b>11</b>	<b>3</b>	<b>4</b>
<b>TOTAL</b>	<b>814</b>	<b>45</b>	<b>27</b>	<b>21</b>	<b>13,297</b>	<b>9,431</b>	<b>402</b>

## OCCUPATIONS AND BY INDUSTRIAL STATUS,

## PROVINCE OF CONNACHT (contd.)

FEMALES AT WORK (contd.)		Total at work	Females described as "Out of Work"	Total in hospitals, etc.	Total gainfully occupied	Occupational Group
EMPLOYEES						
Apprentices, learners & professional students	All other employees					
1	60	20,133	1	11	20,145	<b>AGRICULTURAL OCCUPATIONS</b>
-	-	11,121	-	6	11,127	Farmers
-	-	7,249	-	4	7,253	Farmers' daughters and daughters-in-law
-	-	1,689	-	-	1,689	Farmers' other relatives
1	60	74	1	1	76	Others
6	494	494	16	3	513	<b>TEXTILE WORKERS</b>
3	99	104	-	2	106	<b>BOOT AND SHOE MAKERS</b>
72	325	1,029	11	8	1,048	<b>MAKERS OF TEXTILE GOODS AND ARTICLES (not boots or shoes) - GARMENT MAKERS</b>
6	94	117	2	3	122	Tailors, pressers and machinists
62	188	862	7	5	874	Dressmakers and other light clothing makers
4	43	50	2	-	52	Other garment makers
18	215	261	13	-	274	<b>MAKERS OF FOODS</b>
16	405	458	23	11	492	<b>OTHER PRODUCERS, MAKERS AND REPAIRERS</b>
13	354	568	9	5	582	<b>TRANSPORT AND COMMUNICATION</b>
232	2,268	4,478	102	32	4,612	<b>COMMERCE, FINANCE AND INSURANCE</b>
-	-	1,128	2	4	1,134	Proprietors, managing directors and manageresses in trading, and in wholesale or retail businesses
-	-	416	-	3	419	Publicans
219	1,888	2,416	77	23	2,516	Saleswomen and shop assistants
13	353	460	20	2	482	Barmaids
-	27	58	3	-	61	Others
-	282	282	3	3	288	<b>PUBLIC ADMINISTRATION AND DEFENCE (including clerks)</b>
339	4,714	5,333	123	71	5,527	<b>PROFESSIONAL AND TECHNICAL</b>
140	1,475	1,615	-	19	1,634	Nuns, postulants and lay sisters, etc.
-	1,694	1,716	19	9	1,744	Teachers (not music teachers)
107	1,081	1,346	81	33	1,460	Nurses, midwives and probationers
92	464	656	23	10	689	Others
84	5,896	6,696	218	151	7,065	<b>PERSONAL SERVICE</b>
-	3,847	3,847	18	51	3,916	Domestic servants, living in
-	1,062	1,062	135	13	1,210	Domestic servants, living out
84	987	1,787	65	87	1,939	Others
-	1,604	1,630	62	22	1,714	<b>CLERKS; TYPISTS, etc. (excluding civil service and local authority clerks)</b>
3	285	309	134	19	462	<b>OTHER GAINFUL OCCUPATIONS</b>
787	16,951	41,775	715	338	42,828	<b>TOTAL</b>

TABLE 18B (contd.) - FEMALES CLASSIFIED BY PRINCIPAL  
PROVINCE OF ULSTER

Occupational Group	FEMALES AT WORK						
	EMPLOYERS				On own account	Assisting relatives	Managers
	1 - 4 employees	5 - 9 employees	10 or more employees	No. of employees not stated			
<b>AGRICULTURAL OCCUPATIONS</b>	<b>358</b>	<b>8</b>	<b>3</b>	<b>8</b>	<b>4,898</b>	<b>4,068</b>	<b>2</b>
Farmers	358	8	2	8	4,898	-	-
Farmers' daughters and daughters-in-law	-	-	-	-	-	2,976	-
Farmers' other relatives	-	-	-	-	-	1,092	-
Others	-	-	1	-	-	-	2
<b>TEXTILE WORKERS</b>	-	<b>2</b>	<b>2</b>	-	<b>26</b>	-	<b>5</b>
<b>BOOT AND SHOE MAKERS</b>	-	-	-	-	-	-	-
<b>MAKERS OF TEXTILE GOODS AND ARTICLES (not boots or shoes) - GARMENT MAKERS</b>	<b>3</b>	<b>1</b>	<b>2</b>	-	<b>383</b>	<b>10</b>	<b>1</b>
Tailors, pressers and machinists	-	-	-	-	17	3	-
Dressmakers and other light clothing makers	3	-	-	-	365	6	-
Other garment makers	-	1	2	-	1	1	1
<b>MAKERS OF FOODS</b>	<b>2</b>	<b>2</b>	-	-	<b>4</b>	<b>2</b>	-
<b>OTHER PRODUCERS, MAKERS AND REPAIRERS</b>	<b>1</b>	<b>1</b>	<b>2</b>	-	<b>26</b>	<b>6</b>	<b>2</b>
<b>TRANSPORT AND COMMUNICATION</b>	<b>3</b>	-	-	-	<b>2</b>	<b>3</b>	<b>98</b>
<b>COMMERCE, FINANCE AND INSURANCE</b>	<b>156</b>	<b>24</b>	<b>7</b>	<b>2</b>	<b>563</b>	<b>228</b>	<b>32</b>
Proprietors, managing directors and manageresses in trading and in wholesale or retail businesses	113	22	7	2	436	-	22
Publicans	43	2	-	-	121	-	2
Saleswomen and shop assistants	-	-	-	-	-	197	-
Barmaids	-	-	-	-	-	30	-
Others	-	-	-	-	6	1	8
<b>PUBLIC ADMINISTRATION AND DEFENCE (including clerks)</b>	-	-	-	-	-	-	-
<b>PROFESSIONAL AND TECHNICAL</b>	<b>5</b>	<b>1</b>	-	-	<b>120</b>	<b>2</b>	<b>2</b>
Nuns, postulants and lay sisters, etc.	-	-	-	-	-	-	-
Teachers (not music teachers)	2	-	-	-	4	-	-
Nurses, midwives and probationers	1	1	-	-	56	-	2
Others	2	-	-	-	60	2	-
<b>PERSONAL SERVICE</b>	<b>73</b>	<b>13</b>	<b>4</b>	<b>2</b>	<b>244</b>	<b>21</b>	<b>35</b>
Domestic servants, living in	-	-	-	-	-	-	-
Domestic servants, living out	-	-	-	-	-	-	-
Others	73	13	4	2	244	21	35
<b>CLERKS, TYPISTS etc. (excluding civil service and local authority clerks)</b>	-	-	-	-	<b>1</b>	<b>7</b>	-
<b>OTHER GAINFUL OCCUPATIONS</b>	<b>2</b>	<b>1</b>	-	-	<b>10</b>	<b>2</b>	<b>2</b>
<b>TOTAL</b>	<b>603</b>	<b>53</b>	<b>20</b>	<b>12</b>	<b>6,277</b>	<b>4,349</b>	<b>179</b>

## OCCUPATIONS AND BY INDUSTRIAL STATUS

## PROVINCE OF ULSTER (contd.)

FEMALES AT WORK (contd.)		Total at work	Females described as "Out of Work"	Total in hospitals, etc.	Total gainfully occupied	Occupational Group
EMPLOYEES						
Apprentices, learners & profession- al students	All other employees					
-	45	9,390	7	3	9,400	<b>AGRICULTURAL OCCUPATIONS</b>
-	-	5,274	-	3	5,277	Farmers
-	-	2,976	-	-	2,976	Farmers' daughters and daughters- in-law
-	-	1,092	-	-	1,092	Farmers' other relatives
-	45	48	7	-	55	Others
10	773	818	15	4	837	<b>TEXTILE WORKERS</b>
2	293	295	2	3	300	<b>BOOT AND SHOE MAKERS</b>
40	1,343	1,783	30	3	1,816	<b>MAKERS OF TEXTILE GOODS AND ARTICLES (not boots or shoes) - GARMENT MAKERS</b>
5	444	469	11	2	482	Tailors, pressers and machinists
28	250	652	6	-	658	Dressmakers and other light clothing makers
7	649	662	13	1	676	Other garment makers
16	133	159	6	1	166	<b>MAKERS OF FOODS</b>
6	214	258	9	3	270	<b>OTHER PRODUCERS, MAKERS AND REPAIRERS</b>
2	209	317	4	-	321	<b>TRANSPORT AND COMMUNICATION</b>
94	1,162	2,248	46	10	2,324	<b>COMMERCE, FINANCE AND INSURANCE</b>
-	-	602	-	2	604	Proprietors, managing directors and manageresses in trading and in wholesale or retail business
-	-	168	1	-	169	Publicans
92	1,049	1,338	35	6	1,379	Saleswomen and shop assistants
2	100	132	8	2	142	Barmaids
-	13	28	2	-	30	Others
-	152	152	2	-	154	<b>PUBLIC ADMINISTRATION AND DEFENCE (including clerks)</b>
80	2,307	2,517	49	18	2,584	<b>PROFESSIONAL AND TECHNICAL</b>
1	619	620	-	6	626	Nuns, postulants and lay sisters, etc.
-	983	989	4	4	997	Teachers (not music teachers)
26	521	607	41	5	653	Nurses, midwives and probationers
53	184	301	4	3	308	Others
29	4,191	4,612	222	71	4,905	<b>PERSONAL SERVICE</b>
-	2,500	2,500	23	37	2,560	Domestic servants, living in
-	1,218	1,218	169	18	1,405	Domestic servants, living out
29	473	894	30	16	940	Others
1	860	869	33	3	905	<b>CLERKS, TYPISTS etc. (excluding civil service and local authority clerks)</b>
1	213	231	42	5	278	<b>OTHER GAINFUL OCCUPATIONS</b>
281	11,895	23,669	467	124	24,260	<b>TOTAL</b>

APPENDIX A - PERSONS 14 YEARS OF AGE AND OVER AT WORK CLASSIFIED ACCORDING TO INDUSTRIES IN 1926,  
1936, 1946 AND 1951

Note: The classification of industry is that used in the 1946 Census and the 1951 figures have been arranged, wherever possible, so that they are comparable with the earlier figures. In cases where it was not possible to adjust the 1951 figures and there are major differences between the 1946 and 1951 figures, arising from the change in classification in 1951, explanatory footnotes have been inserted.

1951 Code Number	1946 Code Number	Industry	Total Persons			
			1926	1936	1946	1951
		<b>Agriculture:</b>	<b>646,533</b>	<b>609,178</b>	<b>571,549</b>	<b>498,072</b>
		Farming and Stock-rearing on Farms:-				
		Under 1 acre				
001	000	1 - 5 acres	335	187	101	124
002	001	5 - 10 "	21,466	17,405	10,427	8,724
003	002	10 - 15 "	54,860	42,553	29,871	24,915
004	003	15 - 30 "	66,529	55,024	43,305	35,594
005	004	30 - 50 "	157,005	147,307	132,579	112,563
006	005	50 - 100 "	121,424	122,510	118,498	106,388
007	006	100 - 200 "	116,985	118,801	118,464	107,072
008	007	200 acres and over	61,048	61,379	62,422	56,509
009	008	Area undefined	34,271	31,264	32,626	27,664
010	009		10,331	8,863	10,570	6,256
011	010	Market gardening	553	798	1,143	1,107
012	011	Flower and seed growing	407	532	521	477
013	012	Other and undefined gardening	600	1,251	2,311	387(b)
014	013	Forestry	199	198	428	3,505(c)
024, 026	014	Turf development (except local authority)	(a)	(a)	7,166	4,936
015	015	Other agricultural industries	520	1,106	1,117	1,851
		<b>Fishing</b>	<b>5,531</b>	<b>4,175</b>	<b>3,534</b>	<b>2,899</b>
016	016	Sea fishing	4,268	3,109	3,164	2,432
017	017	Inland fishing	1,263	1,066	370	467
		<b>Mining and quarrying</b>	<b>1,704</b>	<b>2,721</b>	<b>3,368</b>	<b>3,859</b>
018	018	Coal mines	688	777	1,766	1,577
019	019	Stone quarries	561	548	320	346
021	020	Clay, sand and gravel pits	163	639	456	990
020, 022	021	Other mines and quarries	292	757	826	746
023						
		<b>Manufacture of food</b>	<b>21,630</b>	<b>25,275</b>	<b>26,606</b>	<b>34,793</b>
		Grain milling				
027	022	Flour milling	4,058	4,858	4,653	5,142
028	023	Other grain milling	{4,058}	3,444	3,494	3,604
029	024	Bread and flour confectionery (incl. other cereal foods)		1,414	1,159	1,538
030	025	Biscuits	6,852	7,499	8,222	9,301
031	026	Sugar	3,178	2,254	1,945	2,379
032, 033	027	Sweets, jams, etc.	{2,284}	1,062	1,011	1,699
034	028	Bacon curing		3,142	3,896	6,737
036	029	Creameries	2,054	2,475	2,058	2,924
035, 037,	030	Other food-making industries	2,659	2,867	3,644	4,076
038			545	1,118	1,177	2,535
		<b>Beverage industries, breweries, distilleries</b>	<b>8,668</b>	<b>6,894</b>	<b>8,149</b>	<b>9,245</b>
039	031	Malting				
040	032	Brewing	1,012	695	757	923
041	033	Distilling	5,521	4,382	4,651	5,047
042	034	Mineral and aerated waters	913	647	987	983
043	035	Manufacture of other beverages	1,086	1,015	1,396	1,884
			136	155	358	408
044	036	<b>Tobacco industry</b>	<b>2,064</b>	<b>2,240</b>	<b>2,425</b>	<b>2,721</b>
		<b>Manufacture of textiles and textile goods (not dress)</b>	<b>6,470</b>	<b>7,341</b>	<b>10,165</b>	<b>11,667</b>
045	037	Flax scutch mills	(a)	(a)	1,126	327
046	038	Linen and cotton spinning and weaving	{956}	1,066	1,282	2,797
056	039	Linen and cotton made-up goods		350	229	183
047, 048	040	Woollen and worsted	2,830	3,350	5,205	5,172
053, 057	041	Jute and hemp spinning and weaving and made-up goods				
050	042	Lace and embroidery	630	1,125	1,140	1,656
051	043	Thread, elastic, boot laces, tapes, etc.	1,078	386	147	135
052	044	Rope, cordage and twine	(a)	(a)	288	353
049, 055,	045	Other textile manufactures	(a)	(a)	367	432
058			976	1,064	381	612
		<b>Manufacture of clothing (including boots and shoes)</b>	<b>29,298</b>	<b>38,348</b>	<b>36,201</b>	<b>40,973</b>
061, 069	046	Readymade outer clothing, men's and boys'			3,397	6,276
062	047	Readymade outer clothing, women's and girls'	{19,254}	{20,630}	2,342	5,468
063	048	Tailoring, dressmaking and millinery			12,392	9,764
064	049	Readymade underclothing, women's and girls'	(a)	685	589	1,098
065	050	Shirt and collar-making	1,478	2,198	1,787	2,235

(a) Figures not available.

(b) Excluding jobbing gardening, which is included with private domestic service.

(c) Including State Forestry, formerly included with Public Administration and Defence.

APPENDIX A (contd.) - PERSONS 14 YEARS OF AGE AND OVER AT WORK CLASSIFIED ACCORDING TO INDUSTRIES IN 1926, 1936, 1946 AND 1951

1951 Code Number	1946 Code Number	Industry	1926	1936	1946	1951
		<b>Manufacture of clothing (including boots and shoes) (contd.)</b>				
066	051	Handkerchiefs, scarves and ties	(a)	305	167	327
054	052	Hosiery and knitted goods	1,288	3,501	3,600	5,356
067	053	Boots and shoes (not rubber), hand manufacture	6,620	9,673	4,188	3,104
068	054	Boots and shoes (not rubber), factory manufacture			5,946	6,790
070	055	Other clothing manufactures	658	1,356	1,793	555
		<b>Preparation of skins and leather and manufacture of leather goods (not boots or shoes)</b>	<b>1,848</b>	<b>2,061</b>	<b>3,389</b>	<b>3,127</b>
072	056	Tanning and dressing of leather	1,848	2,061	1,097	1,293
071,073	057	Other preparations and manufactures of skins and leather			2,292	1,834
		<b>Woodworking, manufacture of furniture and fittings</b>	<b>14,055</b>	<b>14,440</b>	<b>13,717</b>	<b>14,322</b>
074	058	Sawmills and joinery works	3,249	2,835	3,009	2,451
075	059	General and jobbing carpentry	7,975	7,310	7,018	6,052
076	060	Cooperages	377	223	122	143
080,059	061	Cabinet and furniture making and upholstering	1,537	2,928	2,285	4,111
077-9, 060	062	Other woodworking industries	917	1,144	1,283	1,565
		<b>Manufacture of metals, machines, implements, jewellery</b>	<b>11,215</b>	<b>13,185</b>	<b>14,637</b>	<b>17,712</b>
102	063	Metal founding	(b)	1,569	1,890	2,948
103	064	Shoe forging	6,443	5,572	4,686	3,576
112, 119 (pt.)	065	Manufacture of agricultural machines and implements	356	538	699	733
104,113	066	Constructional and general engineering	2,013	1,506	1,903	2,586
114,115	067	Manufacture of electric lamps, cables, batteries, etc.	(a)	673	1,246	3,096
125, 127 (pt.)	068	Manufacture of precious metals, jewellery and plate	771	618	709	651
081, 105-11	069	Other metal industries	1,632	2,709	3,504	4,122
		<b>Construction of vehicles (including locomotives)</b>	<b>10,236</b>	<b>9,274</b>	<b>7,727</b>	<b>10,535</b>
117,118	070	Railway locomotives, railway and tramway plant and omnibuses	7,079	4,236	4,080	4,813
119 (pt.)	071	Self-propelled road vehicles (not steam), motor car and motor cycle assembling and body building		2,831	1,479	3,567
121	072	Cycle (not motor) assembling	(a)	406	316	661
116	073	Ship and boat building	1,027	631	1,026	842
122,123	074	Carriages, carts and wheelwrights' work; aircraft and other vehicles, parts and accessories, etc.	2,130	1,170	826	652
		<b>Manufacture of fertilisers, chemicals, paints, etc.</b>	<b>2,432</b>	<b>3,787</b>	<b>4,237</b>	<b>5,604</b>
089	075	Manufacture of fertilisers	1,078	1,017	1,023	1,214
127 (pt.)	076	Manufacture of chemicals, paints, etc. (including soap, candles, etc.)	1,354	2,770	3,214	4,390
090-2, 093 (pt.)						
		<b>Papermaking, stationery, printing, bookbinding</b>	<b>7,214</b>	<b>9,435</b>	<b>10,684</b>	<b>13,633</b>
082	077	Paper and paper board making	211	327	1,001	1,434
083	078	Cardboard box making	614	750	846	1,163
084	079	Stationery, paper bags, etc.		568	301	660
085	080	Production of newspapers	1,841	2,555	2,525	3,450
086,224	081	Photography, process engraving, etc.	555	464	567	656
087	082	Other printing and bookbinding	3,993	4,771	5,444	6,270
		<b>Building, decorating and works of construction</b>	<b>36,451</b>	<b>55,764</b>	<b>51,395</b>	<b>81,588</b>
128	083	Local authority building, etc.	10,703	18,848	24,043	32,955
100	084	Stone and slate cutting and dressing	690	1,027	1,072	845
129	085	House painting, decorating, etc.	3,270	3,709	3,486	4,119
130	086	Plumbing, domestic heating and lighting	1,353	1,725	1,380	2,016
132	087	Other building, etc.	20,435	30,455	21,414	41,653
		<b>Manufacture of bricks, pottery and glass</b>	<b>706</b>	<b>1,947</b>	<b>3,658</b>	<b>5,352</b>
098	088	Concrete products (bricks, tiles, etc.)	200	296	166	649
099	089	Manufacture of plaster, lime and artificial stone	(a)	271	477	616
097	090	Cement and asbestos cement	(a)	(a)	843	860
094	091	Clay bricks, tiles, etc.; fireclay goods	216	517	505	735
096	092	Domestic pottery	16	479	650	847
095	093	Glass and glassware	250	357	903	1,275
101	094	Other manufactures	24	27	114	370

(a) Figures not available.

(b) Included in "Constructional and General Engineering".

APPENDIX A (contd.) - PERSONS 14 YEARS OF AGE AND OVER AT WORK CLASSIFIED ACCORDING TO INDUSTRIES IN 1926, 1936, 1946 AND 1951

1951 Code Number	1946 Code Number	Industry	1926	1936	1946	1951
		<b>Gas and electricity</b>	<b>2,254</b>	<b>4,828</b>	<b>5,669</b>	<b>8,649</b>
135	095	Gas works	1,694	2,198	2,143	2,362
134	096	Electricity supply	560	2,630	3,526	6,287
		<b>Other manufacturing industries</b>	<b>2,328</b>	<b>3,802</b>	<b>6,111</b>	<b>7,014</b>
126	097	Brushmaking	(a)	442	593	609
131	098	Electrical installation, wiring and contracting	1,010	1,430	1,321	2,303
033 (pt.)	099	Canning of foodstuffs; packing and bottling not elsewhere specified	(a)	(a)	989	(a)
035 (pt.)						
038 (pt.)						
055 (pt.)	100	Other manufacturing industries	1,318	2,010	3,208	4,102
124,088						
093 (pt.)						
127 (pt.)						
		<b>Transport and communication</b>	<b>38,885</b>	<b>38,392</b>	<b>43,112</b>	<b>51,794</b>
181	101	Railways	17,609	13,168	16,875	14,874
		Road	11,558	16,572	18,447	24,325
120, 183	102	Motor garages, livery stables and hiring establishments	5,958	7,050	8,802	12,771
184	103	Cartage and haulage contracting	3,288	4,673	6,014	6,167
182	104	Omnibus and tramway service	2,312	4,849	3,631	5,387
		<b>Water</b>	<b>9,155</b>	<b>8,247</b>	<b>6,379</b>	<b>9,335</b>
185	105	Shipping service	5,054	4,196	2,888	3,728
186	106	Harbours, docks, piers, lighthouses	1,775	1,895	1,881	2,397
187	107	Canal authority and conservancy boards	573	469	687	541
188	108	Loading and discharging of vessels	1,433	1,433	688	2,669
	109	Other water transport	320	254	235	(b)
189	110	Air Transport	-	-	704	1,800
190, 191	111	Other transport and communication, including storage and warehousing	563	405	707	1,460
		<b>Commerce and finance</b>	<b>114,148</b>	<b>127,088</b>	<b>128,086</b>	<b>131,085</b>
		<b>TRADING</b>	<b>105,231</b>	<b>112,745</b>	<b>116,597</b>	<b>118,913</b>
137	112	Trading in horses	611	478	565	500
138	113	Trading in cattle and sheep	3,562	2,658	2,904	2,501
139	114	Trading in pigs	743	598	423	392
140	115	Trading in eggs and live poultry	2,059	2,207	2,328	2,011
144	116	Trading in grain and forage	1,640	1,229	970	1,029
142	117	Trading in fuel (coal, turf, etc.)	4,408	4,831	5,609	3,955
151	118	Trading in bread and cakes	932	1,670	2,282	2,182
170	119	Trading in sweets	3,015	3,100	2,703	7,728
	126	Trading in tobacco	1,244	1,386	1,288	
148, 168	135	Trading in paper, stationery, newspapers, etc.	2,377	3,014	2,692	
152	120	Trading in grocery and provisions	19,475	21,549	21,346	21,808
156	121	Trading in milk and dairy products	3,231	3,310	3,404	2,613
157	122	Trading in fresh meat	5,717	7,102	7,610	5,962
158	123	Trading in fish and dead poultry	1,561	1,524	1,317	1,044
159	124	Trading in vegetables and fruit	2,428	2,844	2,332	1,598
155	125	Trading in spirits and wines (not public houses)	1,565	1,278	1,380	592
143	127	Trading in building materials	696	1,248	1,440	3,480
149, 162	128	Trading in drugs, druggists' sundries, oils and colours	4,579	3,723	4,207	4,406
147, 163, 164	129	Trading in metals, metal goods and tools	4,517	4,980	5,072	7,631
169	130	Trading in cycles, motors and other vehicles	1,595	2,039	2,193	1,670
165	131	Trading in jewellery, watches and clocks	583	720	815	980
161, 146 (pt.)	132	Trading in general drapery	15,029	16,734	15,616	18,087
160, 146 (pt.)	133	Trading in boots and shoes	1,286	1,568	1,425	1,912
167	134	Trading in furniture and carpets	627	1,060	761	1,394
172	136	Departmental stores	7,351	5,332	5,013	2,659
150 (pt.)	137	Trading in motor spirit and lubricants	(a)	1,648	1,381	(a)
173	138	Hawking and street selling	1,899	2,011	892	762
175	139	Auctioneering and valuing	1,697	1,331	1,307	1,400
176	140 (pt.)	Advertising and bill-posting agencies	199	356	350	440
145	(A)	Wholesale distribution of food and drink	(c)	(c)	(c)	5,901
150	(B)	Wholesale distribution of other non-food goods	(c)	(c)	(c)	6,468
171		Country general shops	(a)	(a)	(a)	2,243
141, 166, 174	140 (pt.)	Other and undefined trading	10,605	11,217	16,972	5,565
		<b>FINANCE</b>	<b>8,917</b>	<b>14,343</b>	<b>11,489</b>	<b>12,172</b>
177	141	Banking	4,339	4,386	4,562	5,151
178	142	Insurance	3,504	5,756	5,708	5,880
179	143	Pawnbroking and money lending	479	473	404	335
180	144	Other finance	595	3,728(d)	815	806

(a) Figures not available. (b) Distributed among other industries in this group. (c) Included with figures above for trading. (d) Not comparable with 1946 and 1951 owing to transfer of a sub group from "other finance" to "other entertainment and sport".

(A) 120 (pt.), 122 (pt.), 123 (pt.), 124 (pt.), 125 (pt.), 140 (pt.).

(B) 126 (pt.), 129 (pt.), 130 (pt.), 131 (pt.), 132 (pt.), 134 (pt.), 137 (pt.), 140 (pt.).

APPENDIX A (contd.) - PERSONS 14 YEARS OF AGE AND OVER AT WORK CLASSIFIED ACCORDING TO INDUSTRIES IN 1926, 1936, 1946 AND 1951

1951 Code Number	1946 Code Number	Industry	1926	1936	1946	1951
		<b>Public administration and defence</b>	<b>76,342</b>	<b>77,690</b>	<b>89,397</b>	<b>89,287</b>
		<b>Central government</b>	61,552	59,989	65,553	63,785
193	145	Civic guard	7,206	7,321	7,257	6,941
208	146	Education	15,725	17,230	15,291	15,141
192,195	147	Posts and telegraphs	12,259	11,400	13,224	15,963
194	148	Defence	15,348	6,538	14,009	9,435
196,133	149	Other government departments	11,014	17,500	15,772 (b)	16,305
		<b>Local government</b>	14,790	17,701	23,844	25,502
209	150	Education	706	1,183	1,516	1,877
025	151	Turf production	(a)	(a)	5,045	1,132
136,197, 200,202, 204	152	Public assistance (poor law) and other local government	14,084	16,518	17,283	22,493
		<b>Professions</b>	<b>38,906</b>	<b>43,868</b>	<b>50,691</b>	<b>52,849</b>
198	153	Religion	12,803	14,187	16,326	17,714
199	154	Law	4,223	4,549	4,550	4,713
201,203, 205	155	Medicine and care of the sick (not government or local authority)	9,000	11,237	13,753	13,834
206	156	Dentistry	881	890	1,061	1,145
207	157	Veterinary surgery	333	303	506	613
210	158	Education (not government or local authority)	8,820	9,235	9,437	8,790
211	159	Accountancy	729	1,192	1,536	1,844
212	160	Consultant engineering, surveying and architecture	830	1,024	1,709	2,147
213	161	Trade, labour and other associations	593	535	1,813	828
214		Other professional services	694	716		1,221
		<b>Personal service (including hotels and catering but excluding government or local authority)</b>	<b>127,471</b>	<b>122,214</b>	<b>112,776</b>	<b>102,842</b>
215	162	Private domestic service	85,036	81,257	68,455 (c)	53,257
216	163	Lodging and boarding houses	5,797	5,340	3,311	3,835
217,218	164	Hotels and restaurants, catering	7,233	9,521	12,763	14,102
154,153	165	Public houses	18,645	15,585	15,744 (d)	18,847
219	166	Clubs	690	788	777	682
220	167	Laundries, etc.	3,459	4,231	4,655	5,368
221	168	Hairdressing	1,822	3,260	3,517	4,051
222	169	Undertaking	523	619	659	614
223	170	Charitable service	2,121	817	953	1,135
225	171	Other personal service	2,145	796	1,942	951
		<b>Entertainment and sport</b>	<b>4,776</b>	<b>6,722</b>	<b>9,665</b>	<b>10,838</b>
226,227	172	Cinemas, theatres, film producing, etc.	1,804	2,444	3,586	4,065
229	173	Betting establishments, etc.	2,972	1,543	1,552	1,761
228,230	174	Other entertainment and sport		2,735	4,527	5,012
		<b>Other industries or industry not stated</b>	<b>9,119</b>	<b>4,675</b>	<b>10,797</b>	<b>9,262</b>
231	175	Service of foreign government	2,400	1,433	3,581	540
232	176	Persons following occupations outside the State	1,657	1,344	3,969	5,807
233	177	Other industries	373	300	299	2,915
	178	Industry not stated	4,689	1,598	2,948	
		<b>TOTAL ALL INDUSTRIES</b>	<b>1,220,284</b>	<b>1,235,424</b>	<b>1,227,745</b>	<b>1,219,722</b>

(a) Figures not available.

(b) Excludes State Forestry which is included with agriculture in 1951.

(c) Includes jobbing gardening formerly included with agriculture.

(d) Includes grocery and public house combined.

## APPENDIX B

## FULL LIST OF OCCUPATIONS USED AT 1951 CENSUS CLASSIFICATION

Code no.	Occupation	Code no.	Occupation
<b>AGRICULTURAL OCCUPATIONS</b>		<b>COAL-GAS AND COKE MAKERS, WORKERS IN CHEMICAL AND ALLIED TRADES (contd.)</b>	
001	Farmers		
002	Farmers' sons and daughters assisting on home farm	043	Workers in chemical and allied trades:
003	Farmers' sons-in-law and daughters-in-law assisting on home farm	044	Employers and managers
004	Farmers' brothers and sisters assisting on home farm	045	Foremen and overlookers
005	Farmers' other relatives assisting on home farm	046	Mixers, blenders and grinders
006	Agricultural labourers, living in, employed on farms		Other skilled workers
007	Agricultural labourers, living out, employed on farms	<b>WORKERS IN METAL MANUFACTURE, ENGINEERING AND ALLIED TRADES</b>	
008	Farm managers, land agents and managers (not auctioneers or estate agents)	047	Workers in metals (other than precious metals) and engineering trades:
009	Farm bailiffs and foremen	048	Employers and managers
010	Gardeners and nurserymen	049	Foremen and overlookers
011	Gardeners' labourers	050	Furnacemen (not foundry) and their assistants, puddlers and shinglers
012	Agricultural machine and/or tractor proprietors, foremen, drivers and attendants	051	Rolling and tube mill workers and wire drawers
013	Foresters and woodmen	052	Moulders and core makers
014	Turf workers	053	Foundry furnacemen
015	Agricultural students	054	Foundry labourers
016	Other agricultural occupations	055	Blacksmiths
	<b>FISHERMEN</b>	056	Forgemen, pressmen and other skilled smithy and forge workers
017	Fishermen	057	Coppersmiths
	<b>MINING AND QUARRYING OCCUPATIONS</b>	058	Sheet iron, sheet metal workers and tinsmiths
	In coal mines:	059	Boiler makers, platers and shipwrights
018	Employers, managers, foremen and overlookers	060	Rivetters and caulkers
019	Other workers above ground	061	Boiler makers', platers' and rivetters' labourers
020	Other workers below ground	062	Brass turners
	In other mines and quarries:	063	Turners (not brass)
021	Employers and managers	064	Drillers (hand or machine)
022	Foremen and overlookers	065	Other metal machinists, machine tool setters and operators
023	Stone getters and quarrymen and slate getters	066	Precision fitters, toolmakers, machine tool fitters and gunsmiths
024	Clay, sand and gravel pit workers	067	Machine erectors, millwrights and maintenance engineers
025	Other workers	068	Fitters and fitter-assemblers (n.e.s.)
	<b>WORKERS IN THE TREATMENT OF NON-METALLIFEROUS MINING PRODUCTS (other than coal)</b>	069	Cycle makers, fitters and mechanics
	Makers of bricks, tile, pottery and fire-clay goods:	070	Mechanics (n.e.s.)
026	Employers and managers	071	Motor and motor cycle mechanics
027	Foremen and overlookers	072	Grinders, glazers, polishers and buffers
028	Brick and unglazed tile-makers, moulders, pressers and cutters	073	Other metal finishers
029	Potters, pottery makers and casters	074	Plumbers and gas fitters
030	Pottery finishers and decorators	075	Plumbers' labourers
031	Kiln and oven men, kiln setters and placers	076	Welders and cutters (oxyacetylene or electric)
032	Other skilled workers	077	Constructional engineers (not professional), steel erectors and structural iron workers
	Makers of glass and glassware:	078	Wire weavers and wire rope makers
033	Employers and managers	079	Fitters', millwrights' and mechanics' labourers
034	Foremen and overlookers		Other skilled workers
035	Machine operators, moulders and pressers	080	Workers in precious metals:
036	Other skilled workers	081	Employers and managers
	Makers of other non-metalliferous mining products:	082	Goldsmiths, silversmiths and gem setters
037	Employers and managers		Other skilled workers
038	Foremen and overlookers	083	Electrical apparatus makers and fitters and electricians:
039	Lime burners and kiln men	084	Employers and managers
040	Other skilled workers	085	Foremen and overlookers
	<b>COAL-GAS AND COKE MAKERS, WORKERS IN CHEMICAL AND ALLIED TRADES</b>	086	Radio and radar mechanics
	Makers of coal-gas and coke:	087	Electrical fitters
041	Employers, managers, foremen and overlookers	088	Electricians
042	Coal-gas and coke oven workers	089	Linemen and cable jointers
		090	Other skilled workers
		091	Watch, clock and scientific and surgical instrument makers (n.e.s.):
		092	Employers, managers, foremen and overlookers
		093	Scientific instrument makers and repairers (except surgical)
			Watch, clock and chronometer makers and repairers
			Other skilled workers

## APPENDIX B (contd.) - LIST OF OCCUPATIONS

Code no.	Occupation	Code no.	Occupation
	<b>TEXTILE WORKERS</b>		<b>MAKERS OF TEXTILE GOODS AND ARTICLES (not boots or shoes) (contd.)</b>
094	Employers and managers		Other makers:
095	Foremen and overlookers	147	Employers and managers
096	Sorters, washers, openers, blenders, grinders, breakers and scutchers	148	Foremen and overlookers
097	Carders, combers and other skilled preparing-room workers	149	Embroiderers and embroidery machinists
098	Spinners and piecers	150	Sack and other canvas goods makers
099	Doublers and twisters	151	Other skilled workers
100	Winders, warpers, sizers, drawers-in and twisters-in		
101	Weavers (not carpet)		<b>MAKERS OF FOODS, DRINKS AND TOBACCO</b>
102	Carpet weavers		Makers of foods:
103	Hosiery frame tenters and knitters (hand or machine)	152	Employers and managers
104	Rope, twine and net makers	153	Foremen and overlookers
105	Lace workers	154	Grain millers
106	Lookers, examiners, burlers and menders	155	Bakers, pastry cooks and biscuit makers
107	Dye-house workers	156	Milk processors, makers of dairy products and creamery workers
108	Hookers, lappers, makers-up and plaiters	157	Sugar and sweet boilers (sugar confectionery)
109	Other skilled workers in bleaching, dyeing and finishing	158	Jam and jelly boilers
110	Other skilled workers	159	Sugar confectionery makers, moulders and coverers
	<b>TANNERS, LEATHER GOODS MAKERS AND FUR DRESSERS</b>	160	Cocoa and chocolate makers
	Leather tanners and dressers, fellmongers and fur dressers:	161	Slaughterhouse workers
111	Employers and managers	162	Bacon curers
112	Foremen and overlookers	163	Other skilled workers
113	Lime and tan yard workers (not labourers)		Makers of drinks:
114	Curriers and leather dressers	164	Employers and managers
115	Other skilled workers	165	Foremen and overlookers
	Boot and shoe makers:	166	Malsters
116	Employers and managers	167	Skilled workers in the brewing of ale, stout and porter
117	Foremen and overlookers	168	Other skilled workers
118	Boot and shoe repairers and makers (not factory)		Makers of tobacco and snuff:
119	Clickers and pattern cutters	169	Employers and managers
120	Lasters, bottomers and heelers	170	Foremen and overlookers
121	Finishers and shoe room workers	171	Openers, strippers, cutters, etc.
122	Other skilled workers	172	Cigarette making and packing machine operators
	Makers of leather or substitute goods (not clothing):	173	Other skilled workers
123	Employers and managers		<b>WORKERS IN WOOD AND FURNITURE</b>
124	Foremen and overlookers	174	Employers and managers
125	Saddlers and harness makers	175	Foremen and overlookers
126	Makers and stitchers (by hand) of other goods	176	Cabinet makers
127	Machinists	177	Carpenters and joiners
128	Other skilled workers	178	Coach, carriage, van and cart builders, cartwrights and wheelwrights
	<b>MAKERS OF TEXTILE GOODS AND ARTICLES (not boots or shoes)</b>	179	Coopers, hoop makers and benders
	Garment makers:	180	Packing case makers
129	Employers and managers	181	Pattern makers (wood or undefined)
130	Foremen and overlookers	182	Shipwrights, boat and barge builders (wood)
131	Skilled cutters (hand)	183	Converting mill sawyers
132	Knife or machine cutters	184	Other sawyers, wood turners and woodcutting machinists
133	Tailors	185	French polishers
134	Glove makers (not knitted or rubber)	186	Basket makers and other cane workers
135	Dressmakers and other light clothing makers	187	Other skilled workers
136	Machinists		<b>MAKERS OF AND WORKERS IN PAPER AND PAPERBOARD, PRINTERS AND BOOKBINDERS</b>
137	Pressers		Makers of paper and paperboard:
138	Other skilled workers	188	Employers and managers
	Hat and cap makers and milliners (makers):	189	Foremen and overlookers
139	Employers and managers	190	Breakers, boilermen, beaters, vatmen, machinemen and back tenters
140	Foremen and overlookers	191	Other skilled workers
141	Milliners (makers)		Makers of stationery, bags and boxes, and other workers in paper:
142	Other skilled workers	192	Employers and managers
	Upholsterers, coach trimmers, bedding and mattress makers:	193	Foremen and overlookers
143	Employers and managers	194	Pressers, stampers, scorers, punchers and cutters
144	Foremen and overlookers	195	Paperboard box makers (n.e.s.)
145	Upholsters, coach trimmers, etc.	196	Machine minders, setters and assistants
146	Bedding and mattress makers	197	Other skilled workers

## APPENDIX B (contd.) - LIST OF OCCUPATIONS

Code no.	Occupation	Code no.	Occupation
	<b>MAKERS OF AND WORKERS IN PAPER AND PAPERBOARD, PRINTERS AND BOOKBINDERS (contd.)</b>		<b>PERSONS EMPLOYED IN TRANSPORT AND COMMUNICATION (contd.)</b>
	Printers and bookbinders:		Road transport workers:
198	Employers and managers	250	'Bus and car and coach hire proprietors and managers
199	Foremen and overlookers	251	Haulage and cartage contractors and managers and master carmen
200	Compositors (hand or machine) and mono-type or linotype operators	252	Garage proprietors and managers
201	Printers (so returned)	253	Inspectors, superintendents and foremen
202	Stereotypers and electrotypers	254	Drivers of horse-drawn vehicles for the transport of passengers
203	Process engravers and photographers (printing trade)	255	Drivers of horse-drawn vehicles for the transport of goods
204	Lithographic artists and transferers	256	Drivers of 'buses and coaches
205	Letterpress or litho printing machine minders and setters	257	Drivers of other self-propelled passenger vehicles
206	Letterpress or litho printing machine assistants	258	Drivers of self-propelled goods vehicles and tractors (not agricultural)
207	Machine rulers	259	Lorry drivers' helpers and mates
208	Bookbinders	260	'Bus (and tram) conductors
209	Other skilled workers	261	Grooms and horsekeepers
		262	Others
	<b>WORKERS IN RUBBER</b>		Water transport workers:
210	Employers and managers	263	Ship owners, managers, brokers, agents and marine superintendents
211	Foremen and overlookers	264	Harbour, dock and canal officials
212	Mixers, spreaders, moulders and vulcanisers	265	Wharfingers and master stevedores
213	Other skilled workers	266	Navigating officers, pilots and radio officers
	<b>WORKERS IN BUILDING AND CONTRACTING</b>	267	Engineering officers
214	Employers and managers	268	Petty officers, seamen and deck hands
215	Foremen and overlookers	269	Firemen, trimmers, greasers and donkeymen
216	Clerks of works	270	Pursers, stewards and domestic staff
217	Builders (so returned)	271	Bargemen, boatmen and tugmen
218	Bricklayers	272	Lighthousemen and crews of lightships
219	Plasterers	273	Dock labourers and lightermen
220	Slaters and tilers	274	Lock keepers, bridge, stage and pier men
221	Masons and stone cutters	275	Others
222	Glaziers		Air transport workers:
223	Platelayers	276	Employers and managers
224	Paviors and street masons, concretors and asphalters	277	Traffic staff (not clerks)
225	Builders', bricklayers', plasterers' and masons' labourers	278	Pilots and navigators
226	Contractors' labourers, road workers, navvies, etc.	279	Aircraft radio operators
227	Other skilled workers	280	Aircraft engineers
		281	Others
	<b>PAINTERS AND DECORATORS</b>		Other workers in transport and communication:
228	Employers and managers	282	Employers and managers
229	Foremen and overlookers	283	Foremen and overlookers
230	Paint sprayers and aerographers	284	Postmen, post office sorters and post office assistants
231	Sign writers	285	Radio operators
232	Other painters and decorators	286	Other telegraph operators
		287	Telephone operators
	<b>OTHER PRODUCERS, MAKERS AND REPAIRERS</b>	288	Messengers
233	Employers and managers	289	Porters and lift attendants
234	Foremen and overlookers	290	Others
235	Brushmakers		<b>COMMERCIAL, FINANCE AND INSURANCE OCCUPATIONS (excluding clerical staff)</b>
236	Dental mechanics		Commercial occupations:
237	Piano tuners	291	Proprietors, managing directors and managers in trading and in wholesale or retail businesses (excluding publicans)
238	Other skilled workers	292	Publicans
	<b>PERSONS EMPLOYED IN TRANSPORT AND COMMUNICATION</b>	293	Brokers, agents and factors
	Railway workers:	294	Buyers
239	Station masters, yard masters, passenger and goods agents and railway officials other than clerks, etc.	295	Advertising agents and managers
240	Locomotive engine drivers	296	Commercial travellers
241	Locomotive engine firemen	297	Interviewers, demonstrators and canvassers (not dock, insurance or railway)
242	Locomotive running shed workers and cleaners	298	Salesmen and shop assistants
243	Guards	299	Barmen and barmaids
244	Signalmen	300	Roundsmen and van salesmen
245	Shunters, pointsmen and level crossing men	301	Hawkers
246	Ticket collectors and examiners	302	Newspaper sellers
247	Porters and lampmen	303	Other commercial occupations
248	Checkers (not ticket checkers)		Finance and insurance occupations:
249	Others	304	Company directors (not specifically described as to industry)
		305	Bankers, bank managers (incl. heads of departments) and inspectors (not clerks)

## APPENDIX B (contd.) - LIST OF OCCUPATIONS

Code no.	Occupation	Code no.	Occupation
	<b>COMMERCIAL, FINANCE AND INSURANCE OCCUPATIONS (excluding clerical staff) (contd.)</b>		<b>PERSONS ENGAGED IN ENTERTAINMENT AND SPORT</b>
	Finance and insurance occupations: (contd.)	358	Proprietors and managers and lessees of theatres, etc. and proprietors of other entertainment and sport
306	Stock brokers	359	Showmen, fair and roundabout workers
307	Insurance managers, underwriters and brokers (incl. heads of departments, managers and inspectors (not clerks) ).	360	Actors, actresses, variety artists and entertainers
308	Insurance agents and canvassers	361	Musicians
309	Auctioneers, appraisers, estate agents and valuers	362	Cinematograph operators
310	Moneylenders and pawnbrokers	363	Race horse and greyhound trainers, jockeys, stable lads and kennel attendants
311	Others	364	Bookmakers (betting men, bookmakers' and totalisator clerks, turf commission agents, etc.)
	<b>PERSONS EMPLOYED IN PUBLIC ADMINISTRATION AND DEFENCE (excl. professional occupations and typists)</b>	365	Others
312	Civil service officials and clerks		<b>PERSONS ENGAGED IN PERSONAL SERVICE (incl. institutions, clubs, hotels, etc.)</b>
313	Prison warders and wardresses	366	Proprietors and managers of hotels
314	Civic guard - above rank of sergeant	367	Proprietors and managers of restaurants
315	Civil guard - sergeants and lower ranks	368	Lodging and boarding house keepers
316	Army - commissioned officers	369	Waiters, waitresses and stillroom hands
317	Army - others	370	Domestic servants (indoor) living in
318	Other defence - commissioned officers	371	Domestic servants (indoor) living out
319	Other defence - others	372	Barbers, hairdressers, manicurists and chiropodists
320	Local authority officials and clerks	373	Hall and hotel porters, door keepers and cinema, etc. commissionaires
	<b>PROFESSIONAL AND TECHNICAL OCCUPATIONS (excl. clerical staff)</b>	374	Hospital or ward orderlies and attendants (excl. mental attendants)
	Professed clergymen and nuns:	375	Photographers (not printing trade)
321	Catholic	376	Church, chapel and cemetery officials
322	Protestant episcopalian	377	Other caretakers and office keepers
323	Presbyterian	378	Gamekeepers and game watchers
324	Methodist	379	Charwomen and office cleaners
325	Jews	380	Laundry workers
326	Baptist	381	Dry cleaners and carpet cleaners
327	Other	382	Window cleaners
328	Christian brothers and other monks	383	Chimney sweeps
329	Religious lay brothers and lay sisters	384	Funeral directors, undertakers and assistants
	Theological students (incl. postulants, etc.):	385	Others
330	Catholic		<b>CLERKS, TYPISTS AND DRAUGHTSMEN (excluding civil service and local authority clerks)</b>
331	Other	386	Heads or managers of commercial or industrial office departments
332	Itinerant preachers (scripture readers, mission workers, salvation army, etc.)	387	Secretaries and registrars of companies, institutions and charities
333	Judges, district justices and barristers	388	Costing, estimating and accounting clerks (incl. book keepers) except bank clerks
334	Solicitors	389	Bank clerks
335	Physicians, surgeons and registered medical practitioners	390	Other clerks (n.e.s.)
336	Dental practitioners	391	Draughtsmen
337	Veterinary surgeons and practitioners	392	Typists, shorthand-typists and secretaries (not company secretaries)
338	Trained nurses and midwives (except mental nurses)	393	Others
339	Probationer nurses and nurses in training		<b>WAREHOUSEMEN, STOREKEEPERS, PACKERS AND BOTTLERS</b>
340	Mental nurses and attendants	394	Warehousemen and storekeepers
341	Physiotherapists, masseurs, bone setters, etc.	395	Packers, balers and bottlers and other warehouse assistants
342	Radiographers and assistants		<b>STATIONARY ENGINE DRIVERS, TRACTOR DRIVERS, STOKERS, etc.</b>
343	Opticians (ophthalmic, consulting and dispensing)	396	Stationary engine drivers
344	Teachers (not music teachers)	397	Crane drivers
345	Teachers of music	398	Drivers of civil engineering plant except tractors (n.e.s.)
346	Architects	399	Boiler firemen and stokers, oilers and greasers of engines (not railway) and machinery
347	Civil, structural, municipal engineers and surveyors	400	Others
348	Mechanical and electrical engineers (including chemical, gas and mining engineers)		
349	Accountants		
350	Analytical and research chemists, assayers and metallurgists		
351	Other scientists		
352	Articled clerks and pupils and other professional students (except agricultural students)		
353	Authors, editors and journalists		
354	Librarians and assistants (not booksellers)		
355	Almoners and other social welfare workers		
356	Officials of political, industrial and trade associations		
357	Others		

## APPENDIX B (contd.) - LIST OF OCCUPATIONS

Code no.	Occupation	Code no.	Occupation
	<b>OTHER AND UNDEFINED WORKERS (including unskilled workers) (n.e.s.)</b>		<b>RETIRED OR NOT GAINFULLY OCCUPIED</b>
401	Unskilled workers	412	At school or students 14 years of age and over at:
402	Watchmen	413	Primary school
403	Gatekeepers (not level crossing)	414	Secondary school
404	Drovers	415	Vocational school
	Workers in the distribution of gas, water and electricity:	416	Business college
405	Inspectors, etc.	417	University (except professional or agricultural students)
406	Others	418	Other school or college (except professional or agricultural students)
	Other and undefined workers:	419	Not stated
407	Employers and managers (n.e.s.)	420	Engaged on home duties
408	Foremen and overlookers (n.e.s.)	421	Not yet at work and no statement for ages 14-17
409	Officials (not clerks) of foreign governments	422	No occupation and independent means
410	All other and undefined occupations (occupied but occupation not stated)	423	Retired from previous gainful occupation
411	Migratory labourers	424	Inmates of mental homes, alms houses and convict prisons and inmates aged 70 and upwards of county homes
		425	Ex-officers and men of army and navy (not otherwise described)
			Others

## APPENDIX C

## FULL LIST OF INDUSTRIES USED AT 1951 CENSUS CLASSIFICATION

Code no.	Industry	Code no.	Industry
	<b>AGRICULTURE</b>		<b>MANUFACTURE OF TEXTILES (contd.)</b>
	Farming and stock-rearing on farms:	048	Carpets and floor rugs
001	Under 1 acre	049	Rayon, nylon, silk, etc. - spinning, weaving and finishing
002	1 and under 5 acres	050	Lace and embroidery
003	5 " " 10 "	051	Narrow fabrics (incl. elastic, boot and shoe laces, tapes, etc.)
004	10 " " 15 "	052	Cordage, rope, twine, net and other related goods
005	15 " " 30 "	053	Jute and hemp - spinning and weaving
006	30 " " 50 "	054	Hosiery and knitted goods
007	50 " " 100 "	055	Other textile manufactures (excl. apparel and made-up goods)
008	100 " " 200 "		
009	200 acres and over		<b>MANUFACTURE OF TEXTILE MADE-UP GOODS (excl. clothing)</b>
010	Area undefined	056	Linen and cotton made-up goods
011	Market gardening and fruit growing	057	Jute and hemp made-up goods
012	Flower and seed growing and nursery gardening	058	Made-up goods from other materials
013	Other and undefined gardening (excl. private gardening)	059	Upholstering
014	Forestry	060	Bedding and mattress manufacture (not wire)
015	Other agricultural industries		
	<b>FISHING</b>		<b>MANUFACTURE OF CLOTHING (incl. boots and shoes)</b>
016	Sea fishing	061	Men's and boys' ready-made outer clothing
017	Inland fishing	062	Women's and girls' ready-made outer clothing
		063	Handicraft tailoring, dressmaking and millinery
	<b>MINING, QUARRYING AND TURF PRODUCTION</b>	064	Women's and girls' ready-made under-clothing
018	Coal mining	065	Shirts and collars
019	Stone quarrying	066	Handkerchiefs, scarves and ties
020	Slate quarrying	067	Boots and shoes (not rubber) - hand manufacture (incl. the repair of footwear)
021	Clay, sand and gravel pits	068	Boots and shoes (not rubber) - factory manufacture
022	Metal mining	069	Hat and cap manufacture (excl. handicraft millinery)
023	Other mining and quarrying	070	Other clothing manufacture
024	Turf development and production (Bórd na Móna)		
025	Turf development and production (local authority)		<b>PREPARATION OF SKINS AND LEATHER AND MANUFACTURE OF LEATHER GOODS (excl. boots and shoes)</b>
026	Other turf production	071	Preparation of furs
		072	Tanning and dressing of leather
	<b>MANUFACTURE OF FOOD</b>	073	Other preparations and manufacture of leather and leather substitute products (excl. footwear and other wearing apparel)
	Grain milling:		
027	Flour milling		<b>MANUFACTURES OF WOOD AND CORK (excl. furniture)</b>
028	Other grain milling	074	Sawmills and joinery works
029	Bread and flour confectionery (incl. other cereal foods)	075	General and jobbing carpentry
030	Biscuits	076	Cooperages
031	Sugar	077	Wooden boxes and packing cases
032	Sweets, chocolates, sugar confectionery and cocoa	078	Baskets
033	Jam and jelly making and canning and preserving of fruits and vegetables	079	Other wood manufactures
034	Bacon curing and manufacturing of sausages and pig meat products		
035	Canning and preserving of meat and manufacture of meat products (excl. pig meat)		<b>MANUFACTURE OF FURNITURE AND FIXTURES</b>
036	Creameries	080	Cabinet and furniture making, office and store fixtures, etc. - manufactured of wood
037	Ice cream and other milk derivative industries	081	Cabinet and furniture making, office and store fixtures, etc. - manufactured of other materials
038	Other food-making and preparing industries		
	<b>BEVERAGE INDUSTRIES</b>		
039	Malting		
040	Brewing		
041	Distilling, rectifying and blending of potable spirits		
042	Soft drinks		
043	Manufacture of other beverages and bottling of beer, wine and spirits, etc.		
044	<b>TOBACCO INDUSTRY</b>		
			<b>MANUFACTURE OF PAPER AND PAPER PRODUCTS</b>
	<b>MANUFACTURE OF TEXTILES</b>	082	Paper and paperboard
045	Flax scutch mills	083	Cardboard boxes
046	Linen, cotton and poplin - spinning, weaving and finishing	084	Stationery, paper bags and other paper and paper board products
047	Woollen and worsted - spinning, weaving and finishing		

## APPENDIX C (contd.) - LIST OF INDUSTRIES

Code no.	Industry	Code no.	Industry
	<b>PRINTING, PUBLISHING AND ALLIED INDUSTRIES</b>		<b>MANUFACTURE OF TRANSPORT EQUIPMENT (contd.)</b>
085	Production of newspapers and periodicals	119	Building, body-building and assembling of other self-propelled road vehicles
086	Engraving, photo engraving and process engraving (excl. studio and commercial photography)	120	Repair of self-propelled road vehicles and cycles (incl. motor garages)
087	Other printing and book-binding	121	Manufacture, assembly and repair of pedal cycles and accessories
088	<b>MANUFACTURE OF RUBBER PRODUCTS</b>	122	Manufacture and repair of horse-drawn and hand-drawn vehicles (incl. perambulators)
	<b>MANUFACTURE OF CHEMICALS AND CHEMICAL PRODUCTS</b>	123	Manufacture of transport equipment, parts and accessories (n.e.s.)
089	Fertilisers		<b>MISCELLANEOUS MANUFACTURING INDUSTRIES</b>
090	Drugs, medicines and pharmaceutical preparations	124	Manufacture of scientific and measuring instruments (excl. electrical instruments)
091	Paints, distempers and varnishes	125	Manufacture and repair of watches and clocks
092	Soap, candles and glycerine	126	Brush making
093	Other chemicals and chemical products	127	Other manufacturing industries
	<b>MANUFACTURE OF BRICKS, POTTERY, STONE AND GLASS, ETC.</b>		<b>CONSTRUCTION</b>
094	Structural clay products (bricks, tiles, pipes and fireclay goods, etc.)	128	Local authority construction, building and road repair, etc.
095	Glass and glassware, glass bottles and jars	129	House painting, decorating and glazing, etc.
096	Pottery, china and earthenware	130	Plumbing and domestic heating
097	Cement	131	Electrical installation, wiring and contracting
098	Concrete products (bricks, blocks, tiles, slabs and pipes, etc.)	132	General building and contracting (excl. local authority)
099	Plaster, lime and artificial stone	133	Office of Public Works
100	Stone and slate cutting and dressing		<b>ELECTRICITY, GAS, WATER AND SANITARY SERVICES</b>
101	Other non-metalliferous mining manufactures	134	Electricity supply
	<b>MANUFACTURE OF METAL PRODUCTS (excl. MACHINERY AND TRANSPORT EQUIPMENT)</b>	135	Gas supply
102	Metal founding	136	Waterworks and sanitary services
103	Shoe forging and smith shops		<b>COMMERCE</b>
104	Constructional engineering	137	Trading in horses
105	Cutlery	138	" " cattle and sheep
106	Bolts, nuts, screws, rivets and nails, etc.	139	" " pigs
107	Manufactures of aluminium (incl. aluminium hollow-ware)	140	" " eggs and live poultry
108	Metal boxes and containers and other hollow-ware (excl. aluminium)	141	" " wool, skins and leather
109	Manufactures of brass and copper	142	" " turf, coal and other fuel
110	Finishing of metal goods (incl. electro-plating, galvanising and enamelling, etc.)	143	" " building materials
111	Manufacture of tools and other metal products (excl. precious metals)	144	" " grain and forage
	<b>MANUFACTURE OF MACHINERY (excl. electrical MACHINERY AND TRANSPORT EQUIPMENT)</b>	145	Wholesale distribution:
112	Agricultural machinery and implements	146	food and drink
113	General engineering and manufacture of other machinery (incl. machine and equipment parts)	147	clothing and textiles (incl. boots and shoes)
	<b>MANUFACTURE OF ELECTRICAL MACHINERY, APPARATUS, APPLIANCES AND SUPPLIES</b>	148	hardware and electrical goods
114	Electric lamps and valves, wires, cables and batteries, etc.	149	paper, stationery and books
115	All other types of electrical machinery, appliances and communication equipment (incl. radio and household equipment, etc.)	150	chemists' wares
	<b>MANUFACTURE OF TRANSPORT EQUIPMENT</b>	151	other non-food goods
116	Ship and boat building and repairing and marine engineering	152	Retail distribution:
117	Building, rebuilding and repairing of railway locomotives and rolling stock	153	bread and flour confectionery
118	Manufacture, assembly and repair of omnibuses	154	grocery and provisions
		155	grocery and public house combined public houses
		156	wines and spirits (excl. public houses)
		157	milk and dairy products
		158	fresh meat
		159	fish and dead poultry
		160	vegetables and fruits
		161	boots and shoes
		162	general drapery
		163	chemists' and druggists' wares and photographic goods
		164	hardware, metals, metal goods and tools
		165	electrical goods
		166	jewellery, watches, clocks and precious metals
			leather, sports and fancy goods

## APPENDIX C (contd.) - LIST OF INDUSTRIES

Code no.	Industry	Code no.	Industry
	<b>COMMERCE (contd.)</b>		<b>PROFESSIONS</b>
167	Retail distribution: (contd.) furniture, carpets and other furnishings	198	Religion
168	books and stationery	199	Law
169	motor vehicles and cycles	200	Mental hospitals (local authority)
170	tobacco, sweets and newspapers	201	Mental hospitals (excl. local authority)
171	Country general shops	202	Hospitals and county homes, not mental hospitals (local authority)
172	Department stores and variety chain stores	203	Hospitals and homes, not mental hospitals (excl. local authority)
173	Hawking and street selling	204	Other medicine and care of the sick (local authority)
174	Other and undefined retail distribution	205	Other medicine and care of the sick (excl. local authority)
175	Auctioneering, valuing, house and real estate agencies	206	Dentistry
176	Advertising and bill posting agencies	207	Veterinary surgery
	<b>INSURANCE, BANKING AND FINANCE</b>	208	Education (central government)
177	Banking	209	Education (local authority)
178	Insurance	210	Education (excl. government or local authority)
179	Pawnbroking and moneylending	211	Accountancy, auditors, etc.
180	Other financial institutions	212	Consultant engineering, surveying and architecture
	<b>TRANSPORT, STORAGE AND COMMUNICATION</b>	213	Trade associations, chambers of commerce, labour organisations, etc.
181	Railways	214	Other professional services
182	Omnibus and tramway service		<b>PERSONAL SERVICE</b>
183	Road passenger transport other than the above	215	Private domestic service
184	Cartage and haulage contracting	216	Lodging and boarding houses
185	Sea transport	217	Hotels and restaurants attached to hotels
186	Harbours, docks, piers and lighthouses	218	Other restaurants, cafés and other eating places
187	Canal and other water transport	219	Clubs
188	Loading and discharging of vessels and similar water transport services	220	Laundries, dry cleaning and dyeing
189	Air transport	221	Hairdressing and beauty shops
190	All services incidental to transport	222	Undertaking
191	Storage and warehousing	223	Charitable services and welfare organis- ations
192	Communication services by post, wire and radio (excl. broadcasting)	224	Portrait and commercial photographic studios
	<b>PUBLIC ADMINISTRATION AND DEFENCE</b>	225	Other personal service
193	Civic guard		<b>ENTERTAINMENT AND SPORT</b>
194	Defence	226	Cinemas and film producing, etc.
195	Posts and telegraphs (clerical and administrative staff)	227	Broadcasting, theatres and related services
196	Other government departments (n.e.s.)	228	Sweepstakes, lotteries, etc.
197	Local government (excl. turf production, construction, waterworks, sanitary services, hospitals, medical services and education)	229	Betting establishments, etc.
		230	Other entertainment and sport
			<b>OTHER INDUSTRIES OR INDUSTRY NOT STATED</b>
		231	Service of foreign government
		232	Persons engaged in industries outside the state
		233	Other industries or industry not stated

## APPENDIX D

LIST OF OCCUPATIONAL GROUPS USED IN TABLE 18A. (THE FULL LIST OF OCCUPATIONS IS SHOWN IN APPENDIX B.)

Code no.	Occupational group	Code no.	Occupational group
	<b>AGRICULTURAL OCCUPATIONS</b>		<b>TRANSPORT AND COMMUNICATION</b>
001	Farmers	239-249	Railway workers
002 and 003	Farmers' sons and sons-in-law	254 and 255	Drivers of horse-drawn vehicles
004	Farmers' brothers	256-258	Drivers of self-propelled vehicles
005	Farmers' other relatives	250-253 and	Other road transport workers
006	Agricultural labourers, living in	259-262	
007	Agricultural labourers, living out	273	Dock labourers and lightermen
008-016	Others	263-272, 274 and 275	Other water transport workers
	<b>WORKERS IN METALS (other than precious metals) AND IN ENGINEERING TRADES</b>	288	Messengers
054 and 055	Blacksmiths and other skilled smithy and forge workers	276-287, 289 and 290	Others
070	Motor and motor cycle mechanics		
067	Fitters and fitter-assemblers (n.e.s.)		
047-053, 056-066, 068, 069 and 071-079	Others	291	<b>COMMERCE, FINANCE AND INSURANCE</b>
			Proprietors, managing directors and managers in trading and in whole-sale or retail businesses
		292	Publicans
		298	Salesmen and shop assistants
		299	Barmen
094-110	<b>TEXTILE WORKERS</b>	293-297 and 300-311	Others
	<b>BOOT AND SHOE MAKERS</b>		
118	Boot and shoe repairers and makers (not factory)		<b>PUBLIC ADMINISTRATION AND DEFENCE</b>
116, 117 and 119-122	Other boot and shoe makers	312, 313 and 320 314-319	Civil service and local authority officials (including clerks)
			Others
	<b>MAKERS OF TEXTILE GOODS AND ARTICLES (not boots or shoes) - GARMENT MAKERS</b>	321-332	<b>PROFESSIONAL AND TECHNICAL</b>
133, 136 and 137	Tailors, pressers and machinists		Professed clergymen, christian brothers and theological students, etc.
129-132, 134, 135 and 138	Other garment makers	344 333-343 and 345-357	Teachers (not music teachers)
			Others
152-163	<b>MAKERS OF FOODS</b>	366-385	<b>PERSONAL SERVICE</b>
	<b>WORKERS IN WOOD AND FURNITURE</b>		
177	Carpenters and joiners	386-393	<b>CLERKS, TYPISTS AND DRAUGHTSMEN (excluding civil service and local authority clerks)</b>
174-176 and 178-187	Others		
	<b>WORKERS IN BUILDING AND CONTRACTING</b>	401 358-365, 394-400 and 402-411	<b>OTHER GAINFUL OCCUPATIONS</b>
214-224 and 227	Skilled workers (including employers and managers)		Unskilled workers (n.e.s.)
225	Builders', bricklayers', plasterers' and masons' labourers		Others
226	Contractors' labourers, navvies, road workers and other unskilled workers		
*	<b>OTHER PRODUCERS, MAKERS AND REPAIRERS</b>		

\* 017-046, 080-093, 111-115, 123-128, 139-151, 164-173, 188-213 and 228-238.

## APPENDIX E

LIST OF OCCUPATIONAL GROUPS USED IN TABLE 18B. (THE FULL LIST OF OCCUPATIONS IS SHOWN IN APPENDIX B.)

Code no.	Occupational group	Code no.	Occupational group
	AGRICULTURAL OCCUPATIONS		COMMERCE, FINANCE AND INSURANCE
001	Farmers	291	Proprietors, managing directors and manageresses in trading and in whole-sale or retail businesses
002 and 003	Farmers' daughters and daughters-in-law	292	Publicans
004 and 005	Farmers' other relatives	298	Saleswomen and shop assistants
006-016	Others	299	Barmaids
		293-297 and 300-311	Others
094-110	TEXTILE WORKERS		
		312-320	PUBLIC ADMINISTRATION AND DEFENCE
116-122	BOOT AND SHOE MAKERS		
			PROFESSIONAL AND TECHNICAL
	MAKERS OF TEXTILE GOODS AND ARTICLES (not boots or shoes) - GARMENT MAKERS	321-332	Nuns, postulants and lay sisters, etc.
		344	Teachers (not music teachers)
		338 and 339	Nurses, midwives and probationers
133, 136 and 137	Tailors, pressers and machinists	333-337, 340-343 and 345-357	Others
135	Dressmakers and other light clothing makers		
129-132, 134 and 138	Other garment makers		
			PERSONAL SERVICE
		370	Domestic servants, living in
		371	Domestic servants, living out
152-163	MAKERS OF FOODS	366-369 and 372-385	Others
017-093, 111-115, 123-128, 139-151 and 164-238	OTHER PRODUCERS, MAKERS AND REPAIRERS	386-393	CLERKS, TYPISTS, ETC. (excl. civil service and local authority clerks)
		358-365 and 394-411	OTHER GAINFUL OCCUPATIONS
239-290	TRANSPORT AND COMMUNICATION		