



An
Phríomh-Oifig
Staidrimh

Central
Statistics
Office

Teachers' Guide to the CSO 2024/2025







Teachers' Guide to the CSO 2024/2025

Published by the
Central Statistics Office, Ireland

© **Government of Ireland 2024**

Material compiled and presented by the Central Statistics Office.
Reproduction is authorised, subject to acknowledgement of the source.


Further information is available at:
<https://www.cso.ie/en/aboutus/whoweare/copyrightpolicy/>

Contents

CSO Overview	6
Interactive Tools	10
CSO Interactive Data Visualisation Hub	10
PxStat	11
Education & Visualisation	11
CSO Competitions and Awards	12
Competitions and Awards	13
John Hooper Medal for Statistics (Poster Competition)	16
Award for the Best Use of CSO Open Data at BTYSTE	18
European Statistics Competition	20
Infographics	22
Contact Details	28

CSO Overview

The Central Statistics Office (CSO) provides Government with quality statistical information, which is vital for the formation, implementation and monitoring of policy and programmes at national, regional and local levels in a rapidly changing economic and social environment. The Office also serves the needs of the wider national and international community for impartial and relevant information on social and economic conditions. The diverse statistics recorded and analysed by the CSO can be classified under five general headings: People and Society, Labour Market and Earnings, Business Sectors, Economy and Environment & Climate, which are expanded upon in the following sections.



People and Society

Census: The census takes place every 5 years and gives an insight into topics such as the historical evolution of the population, the factors affecting population change, the distribution of the population by geographic area and by the main demographic characteristics, i.e. age, sex and marital status and many others.

Education: This data includes details of participation in and expenditure on primary, secondary and third level education, the level of education attained and the link between education and economic status.

Vital Statistics: This is where you can find statistics on births, deaths, marriages, civil partnerships and babies' names which are compiled by the Central Statistics Office on behalf of the Minister for Employment Affairs and Social Protection.

Crime: A number of aspects of justice and defence are examined here, examples being the number of offences recorded by the Garda Síochána and the re-offending rates of those placed on Probation Orders, Community Service Orders and those released from the custody of the Irish Prison Service.

Social conditions: This section covers a broad range of issues in relation to income and living conditions. It is the official source of data on household and individual income and also provides a number of key national poverty indicators, such as the risk of poverty rate and the consistent poverty rate.

Health: Areas covered include Irish health care expenditure and the measurement of the health status of the population in general. Different aspects and dimensions of health are looked at: physical and mental health, chronic and temporary problems and specific conditions.

Information Society: The Information and Communication Technology (ICT) household survey examines the use of ICT by households and individuals. It provides estimates on a range of activities such as personal internet use, online purchasing and household computer access.

Labour Market and Earnings

Labour Market statistics show developments in the Irish labour market, the trends in the **Live Register**, as well as details of **industrial disputes**.

Information is supplied on the average weekly, hourly and annual **earnings of employees**, as well as average and annual total **labour costs** per economic sector.

Business Sectors

Several business sectors are covered, including:

Agriculture: Information on the number of agricultural holdings in each province in Ireland from 1855 to 2010; data on crops and livestock; agricultural accounts and agricultural prices.

Construction: Factors studied include planning permissions, value and volume indices of production in construction, new orders in the sector and output in construction are also measured.

Industry: A detailed examination of factors influencing industrial manufacturing such indices of production, census of industrial production and gross output.

Science and Technology: Data are provided for areas such as Business Expenditure on Research and Development, Information Society statistics and technological innovation.

Services: These statistics provide information on the structure of the services sectors and an indication of changes in the value and volume/quantity of retail sales.

Tourism and Travel: Statistics such as number of overseas trips to Ireland and Irish trips abroad and Overseas Tourism & Travel Expenditure.

Transport: Areas covered include data on vehicle licensing, aviation and port traffic and road freight.

Economy

International Accounts: These statistics present information on Ireland's global transactions and positions, end of year levels of financial assets and liabilities, and shows the trend in saving and investment for households.

Prices: Results are shown for the principal price indices for the non-agricultural sectors and the residential property sector, such as consumer goods, industrial products and building materials.

National Accounts: This division provides data on the overall economy, with a summary of the revenue and expenditure of the Government sector, the General Government Balance and General Government Gross Debt.

Trade: Ireland's Goods Exports and Imports statistics provide data on the movement of goods between countries with classification by commodity and country.

Environment and Climate

Data is provided on such subjects as **BER ratings, environmental taxes, water consumption** and **air emissions**.

The CSO also produces general statistical publications which provide a broad overview of Irish Society, such as:

- The Statistical Yearbook of Ireland;
- Measuring Ireland's Progress;
- Women and Men in Ireland;
- Brexit – Ireland and the UK in Numbers; and
- Life in 1916 Ireland: Stories from Statistics.



Interactive Tools

CSO Interactive Data Visualisation Hub

This hub - visual.cso.ie - presents a visual way to engage with CSO statistics. Through these visualisation apps you can interact with CSO statistics on a number of themes and topics, such as house prices, baby names, vehicle licensing trends, key economic figures and more. Explore local and regional census data in the Census Mapping app or learn about regional agriculture in AgriMap.

Baby Names of Ireland: In this app you can explore the names given to all babies in Ireland since 1964. Check the popularity of any name and how it has changed over time. Discover new names in our random selector or browse through the lists of top names.

Ireland's Top Motors: This app shows the rankings of new vehicles for the most recent month as well as yearly trends in vehicles licensed.

CPI Inflation Calculator: The Consumer Price Index (CPI) measures the average change in the price of consumer goods and services purchased by private households. The inflation calculator is designed to calculate the percentage change in the CPI between two periods of time.

House Prices: In this app you can explore the average (median) property price for an area by Eircode and see a breakdown of buyers and see the trend of sales over time.

Census Mapping: Previously known as SAPmap (Small Area Population map), this app allows users to explore census data in a location of interest by using the address search facility or by pinpointing a location on the map. Users can investigate data at different levels of geography by selecting their preferred geographic boundary to access all of the 2022 Census tables that have been produced for that area.

AgriMap: Use this Census of Agriculture mapping app to explore the agricultural structure in an area of interest. Use the address search or pick a location on the

map to view information. Try the multi area or radius tools to view information for a selection of areas.

PxStat

PxStat is the CSO's Open Data Portal, hosting statistics from both the CSO and a number of other public bodies. With this tool, users can explore a database going back to 1841 across a wide range of topics, filter tables to suit their needs, represent data on a map, share direct links to tables, export in a number of formats for later use, or even use an external API to remotely access datasets.

PxStat can be accessed at <https://www.cso.ie/en/databases/> Here, you will also find YouTube clips on how to browse tables and create graphs.

Education & Visualisation

The CSO home page has an "Interactive Zone" which links to many useful tools. It contains You Tube videos, visualization tools and other learning resources, along with details of statistical competitions.

Within the interactive zone you will find:

- CSO visualization tools with links to infographics and tools;
- A link to the CensusAtSchool website and associated press releases;
- A link to area profiles for counties, Dáil constituencies and towns;
- A learning resources area where statistics produced by the CSO are explained, resources for Census in Schools and a link to the Institute of Public Administration website;
- Information on CSO competitions, including John Hooper Medal for Statistics, and CSO awards, such as the Award for Best Use of CSO Open Data at BT Young Scientist Exhibition and at the Young Economist of the Year.

There is also access to some very interesting interactive Eurostat infographics:

- Compare yourself to other young Europeans;
- You and the EU - Compare your way of living;
- EU Quality of life - Compare your country to the rest of the EU;
- My Country in a Bubble - Compare EU member states.

CSO Competitions and Awards

As part of our Educational Outreach programme, the CSO runs statistical competitions and sponsors awards.



John Hooper Poster Competition: The goal of this competition is to improve students' abilities to describe, explore and investigate their environment using statistics. This national competition is open to individuals or teams of 2 to 3 students, up to 18 years old. It was first launched in 2010 to mark the first World Statistics Day.

The Award for the Best Use of CSO Open Data at the BT Young Scientist Exhibition: This award is for the most innovative use, or potential use, of CSO data, be it in statistical analyses, processes or outputs, a piece of research, a visualisation or a data map, the development of a device, a software application or the use of CSO data in any other innovative way.

European Statistics Competition (ESC): The main goal of the ESC is to help young people to learn about statistics in a fun and inspiring way. In addition, it encourages teachers to use new methods when teaching about statistics. It also serves to promote the use of facts offered by official statistics and applying learned statistical knowledge. The competition also aims to show pupils and teachers the meaning of statistics in different areas of society and promotes group work and cooperation among students to reach common goals.

The Young Economist of the Year (YEOTY): These National Awards are organised by Oide. The CSO is proud to partner with YEOTY as a sponsor of the Medal for the Best Use of Data. The YEOTY invites students to explore real-life issues by submitting projects on any area of economics but projects must refer to at least one of the UN Sustainable Development Goals (Economic, Social or Environmental goals).

The Oide YEOTY awards empower post-primary students across Ireland to use economics to understand the world around them. Through research and inquiry, these students make informed conclusions on real-life issues and demonstrate their deep understanding of economics.

For further information please see youngeconomist.ie

Winner of the Award for the Best Use of CSO Open Data, Addison Carey of Celbridge Community School, Co. Kildare, with Assistant Director General Elaine O'Mahoney.



Winners of the CSO Special Award at YEOTY, Sarah Hannon, Fionnan Murray and Bria Daly from Tullamore College, Co. Offaly with Assistant Director General Christopher Sibley.



John Hooper Medal for Statistics



John Hooper Statistical Poster Competition

The **John Hooper Medal for Statistics** is awarded to the winner of this national poster competition. The goal of the competition is to improve students' abilities to describe their environment with the help of statistics and to use statistics as a tool for making sense of daily life.

Who can take part?

Open to individuals, or teams of 2 or 3, from any part of the island of Ireland. Teachers must register the students.

How to take part:

1. Find a question
2. Collect or use existing data
3. Review data quality
4. Analyse the data
5. Make the poster

The poster can be about any topic; however, it should reflect or illustrate usage, analysis, interpretation and communication of statistics or statistical information.

Important Dates

- **Registration now open**
[www.cso.ie/ interactivezone](http://www.cso.ie/interactivezone)
- **20 February 2025 (5PM)**
Poster to be submitted via
<http://www.cso.ie/interactivezone>
- **21 March 2025**
Results will be announced on our website

Why should you get involved?

Taking part will encourage you to:

- investigate real questions using data
- use your analytical and graphical skills
- interpret statistical results
- develop skills in written communication

The top-ranking team will be eligible to represent Ireland in the European Statistics Competition.

Prizes



€1,600 – €1,000 awarded to the school; €600 awarded to the winner(s) and the CSO John Hooper Medal for Statistics.



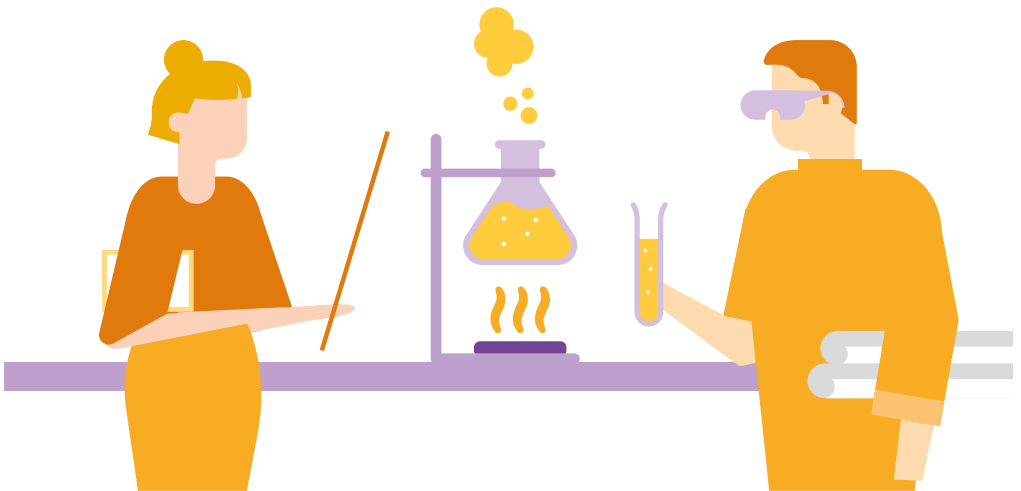
€1,000 – €650 awarded to the school and €350 awarded to the winner(s).



€600 – €400 awarded to the school and €200 awarded to the winner(s).

For further information see www.cso.ie/interactivezone

Best Use of CSO Open Data at the BTYSTE



Best Use of CSO Open Data at the BT Young Scientist

Each year the Central Statistics Office sponsors an award at the BT Young Scientist Exhibition, for the best use of CSO Open Data. The award is aimed at encouraging young people to use open data and is given for the most innovative use, or potential use, of CSO data.

Who can take part?

The BT Young Scientist Exhibition is open to individuals or groups of no more than 3 people from the same school and the same age group.

The BTYSTE competition is open to second level students from Ireland, north and south, who are aged between 12 and 19 years on 31st October 2024.

There are 3 age groups:

- **Junior:** 1st & 2nd Year (Rep. of Ireland) / Year 8, 9 & 10 (Northern Ireland)
- **Intermediate:** 3rd & 4th Year (Rep. of Ireland) / Year 11 & 12 (Northern Ireland)
- **Senior:** 5th & 6th Year (Rep. of Ireland) / Year 13 & 14 (Northern Ireland)

Prize



Award for the Best Use of CSO Open Data, presented at the BT Young Scientist Exhibition, and a Medal presented at the Annual CSO Award Ceremony.

Why should you get involved?

The award is aimed at encouraging young people to use open data and is given for the most innovative use, or potential use, of CSO data. The award is an excellent extra-curricular activity for students to add to their CV or College application. The student can develop skills such as research methodology, experiment design, data collection, evaluation and analysis, critical thinking, problem solving, communications, innovation and entrepreneurship. Projects entered into BTYSTE tend to support a cross-curricular approach to STEM learning.

How to take part:

Entries can be in any format, be it in statistical analyses, statistical processes or statistical outputs. They can be scientific or mathematical, a piece of research, a visualisation or a data map, the development of a device, a software application or the use of CSO open data in any other innovative way.

To register for the BTYSTE, go to <https://btyoungscientist.com>

Exhibition Dates

8 - 11 January 2025

For further information see www.cso.ie/interactivezone

European Statistics Competition



European Statistics Competition

The main goal of the European Statistics Competition is to help young people to learn about statistics in a fun and inspiring way. In addition, it encourages teachers to use new methods when teaching about statistics. It also serves to promote the use of facts offered by official statistics and applying learned statistical knowledge.

Who can take part?

Although the John Hooper Competition is now open to individuals, please note that the ESC is only open to TEAMS. Therefore the top-ranking teams will be invited to enter the ESC. CSO will liaise with the participating teams in relation to the requirements.

How to take part:

Participating teams are required to make a video in which they explain a statistical concept. Videos will have a maximum length of two minutes, the topic which will be revealed to participating teams in March 2025. By referencing appropriate statistics, contestants have to demonstrate how their country or region compares with its European counterparts, highlighting interesting characteristics in relation to the European average.

Prizes



Each member and mentor of the winning European teams from both age categories will receive the following awards:

- gift card of €400
- certificate of achievement
- publications and Eurostat promotional material

Why should you get involved?

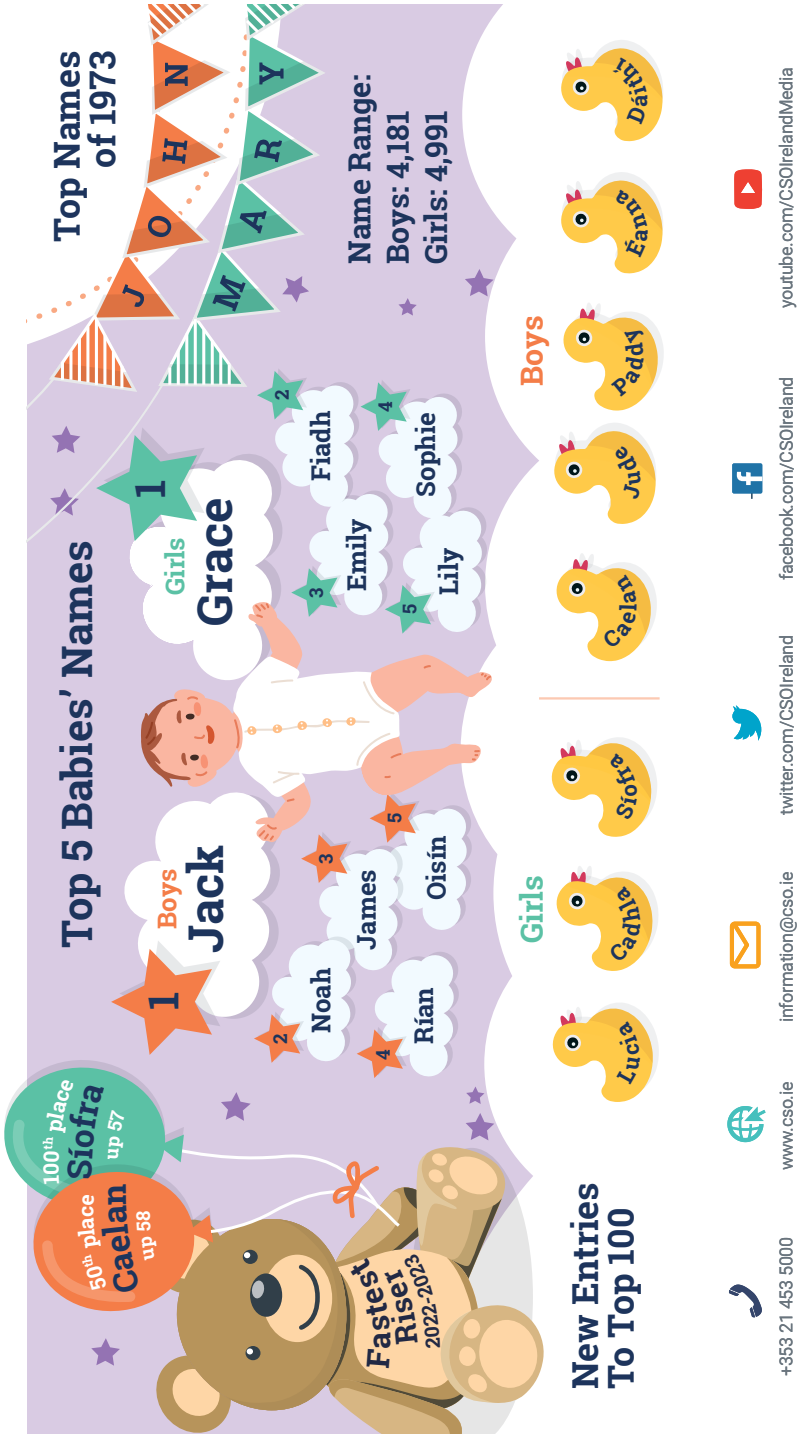
The main objectives of the ESC are to promote curiosity and interest in statistics among students, to encourage teachers to use new materials for teaching statistics by promoting the use of real data provided by official statistics and search for applications of acquired statistical knowledge. Moreover, it aims to show the role of statistics to students and teachers in various aspects of society, and to promote teamwork and collaboration among students to achieve common goals.

Competition Schedule:

The competition schedule for 2025 is not yet finalised. It normally runs from April to June.

For further information see www.cso.ie/interactivezone

Irish Babies' Names 2023



+353 21 453 5000



www.cso.ie



information@cso.ie



twitter.com/CSOIreland



facebook.com/CSOIreland



youtube.com/CSOIrelandMedia



An Phríomh-Oifig Staidrimh
Central Statistics Office

DAONÁIREAMH
CENSUS 2022
www.cso.ie

Housing in Ireland

Home ownership



Owner occupied
without loan or mortgage

679,718

Up 11%*



Owner occupied
with loan or mortgage

531,207

Down 1%*



Rented
513,704

Up 9%*


*on 2016 figures

Average weekly rent

Rented from private landlord

€273

Up 37%*



Highest:
Dún Laoghaire-
Rathdown

€442

Up 32%*

Lowest:
Donegal

€134

Up 29%*

Renewable energy sources

Homes with solar panels

119,300

6%



Highest:
Meath County
Council

11%

7,629

Lowest:
Dublin City
Council

3%

6,197



+353 21 453 5000



www.cso.ie



information@cso.ie



twitter.com/CSOIreland



facebook.com/CSOIreland



youtube.com/CSOIreland/Media

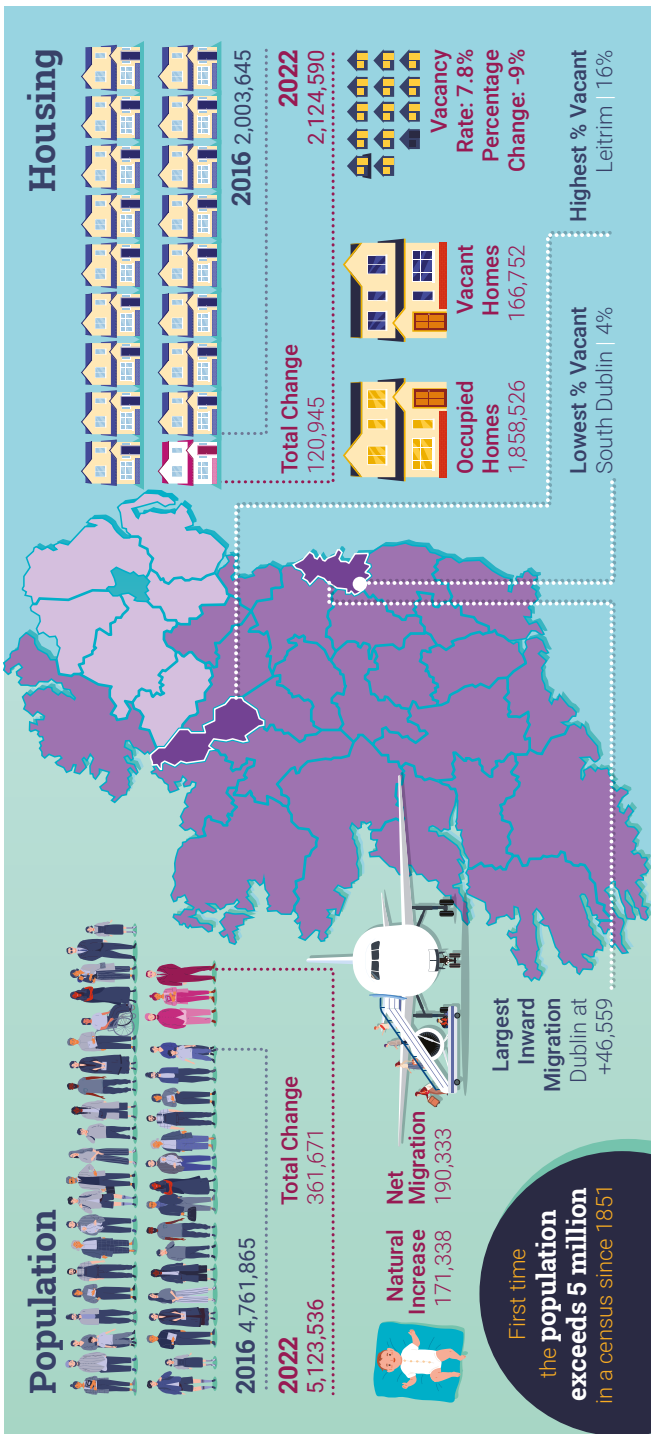


An Phríomh-Oifig Staidrimh

Central Statistics Office

DAONÁIREAMH CENSUS 2022
www.cso.ie

Census 2022 Preliminary Results



+353 21 453 5000



www.cso.ie



information@cso.ie



twitter.com/CSOireland



facebook.com/CSOireland



youtube.com/CSOirelandMedia



Central
Statistics
Office

Well-being 2023 - Survey on Income and Living Conditions (SILC)

Percentage of persons aged 16 and over

High¹ Overall Satisfaction with
Financial Situation of the Household

2021 **2023**

Owner
occupied
22.4%

Rented
or Rent
Free
9.1%

Rented
or Rent
Free
7.3%

High¹ Overall
Life Satisfaction Levels

2021 **2023**



Feeling Lonely
at Least 'Sometimes' by Sex

2021 **2023**

16.9% of
Males

10.2% of
Males

28.0% of
Females

18.0% of
Females



¹Scale runs from 0 (Not at all) to 10 (Completely). Responses were grouped as Low (0-5), Medium (6-8) or High (9-10).



+353 21 453 5000



www.cso.ie



information@cso.ie



twitter.com/CSOireland



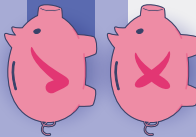
facebook.com/CSOireland



youtube.com/CSOirelandMedia

Pension Coverage 2023

68% of workers aged 20-69 have pension coverage (outside of State pension)




of which


70% occupational pension only

10% personal pension only

20% both



Employees who are part of their employer's pension scheme



66% Defined contribution

30% Defined benefit

4% Hybrid pension

83% of professionals have pension cover compared with only



48% of skilled trade workers



Main reason why employees have **no pension**

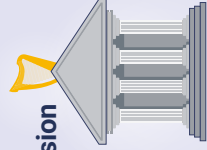
43% Cannot afford one



43% Never got to organise it/will do at future date

Of workers who **don't have a pension**

59% expect to rely on the **State Pension** on retirement



+353 21 453 5000



www.cso.ie



information@cso.ie



twitter.com/CSOireland



facebook.com/CSOireland



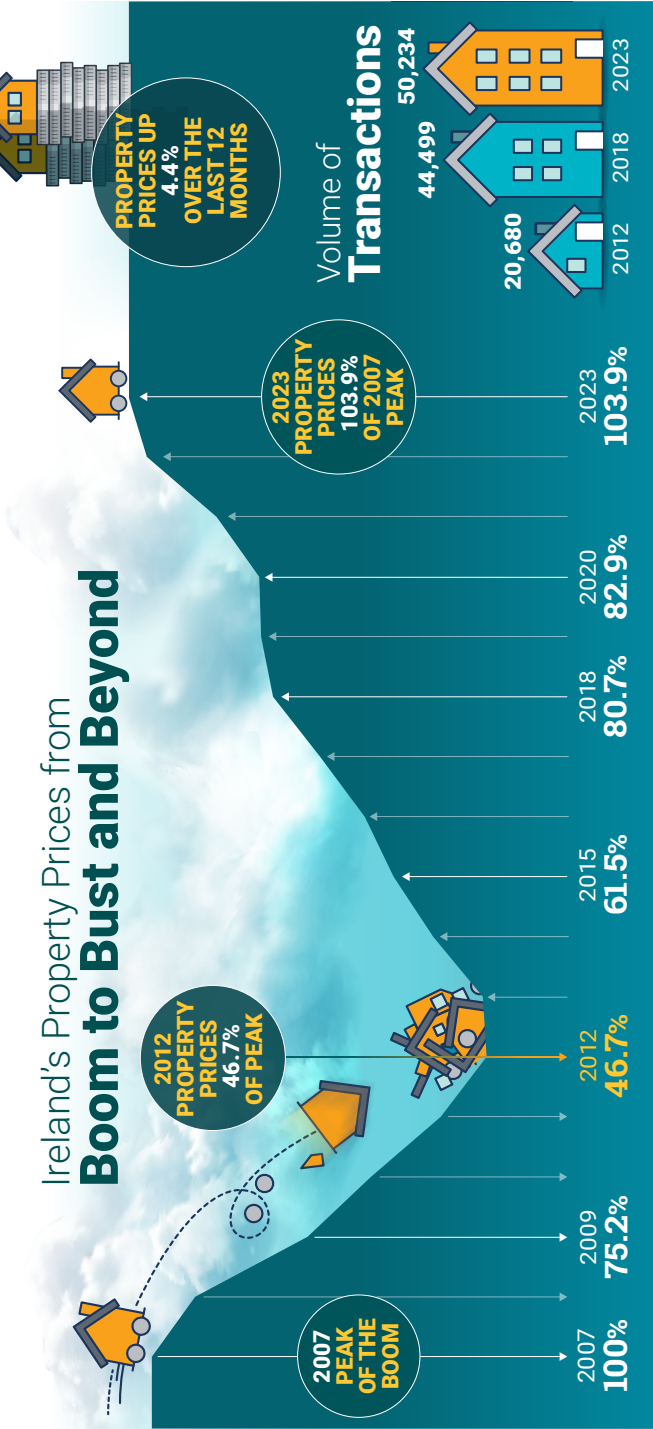
youtube.com/CSOirelandMedia



An
Phríomh-Oifig
Staidrimh
Central
Statistics
Office

Property Prices 2023

Ireland's Property Prices from Boom to Bust and Beyond



+353 21 453 5000



www.cso.ie



information@cso.ie



twitter.com/CSOireland



facebook.com/CSOireland



youtube.com/CSOirelandMedia

Contact us:



+353 21 453 5000



www.cso.ie



studentcompetitions@cso.ie



twitter.com/CSOIreland



facebook.com/CSOIreland



youtube.com/CSOIrelandMedia



instagram.com/csoireland/

